



All-Encompassing Progress For Sustainable Development

77th वार्षिक रिपोर्ट
ANNUAL REPORT
2020 - 2021



FACT

प्रगति के पथप्रदर्शक
PIONEERS IN PROGRESS

दि फर्टिलाइज़र्स एण्ड केमिकल्स ट्रावन्कोर लिमिटेड
(भारत सरकार का उद्यम)

THE FERTILISERS AND CHEMICALS TRAVANCORE LIMITED
(A Government of India Enterprise)

BOARD OF DIRECTORS



Shri Kishor Rungta
Chairman & Managing Director



Shri Anupam Misra
Director (Marketing)



Shri S Sakthimani
Director (Finance)



**Shri AS Kesavan
Nampoori**
Director (Technical)



Ms Aparna S Sharma
Director



Shri Rabinarayan Patra
Director

CORPORATE INFORMATION

BOARD OF DIRECTORS

Shri Kishor Rungta

Chairman & Managing Director

Shri Anupam Misra

Director (Marketing)

Shri S Sakthimani

Director (Finance)

Shri AS Kesavan Nampoori

Director (Technical)

Ms Aparna S Sharma

Govt. Nominee Director

Shri. Rabinarayan Patra

Independent Director

Shri Harsh Malhotra

Director (Technical)
(Upto 30th November 2020)

Ms Gurveen Sidhu

Govt. Nominee Director
(Upto 31st August, 2020)

Shri K U Thankachen

Director (Marketing)
(Upto 31st May 2020)

Shri A Ganesan

Director(Finance)
(Upto 31st July 2020)

Ms Alka Tiwari

Govt. Nominee Director

COMPANY SECRETARY

Shri KV Balakrishnan Nair

Company Secretary &
Executive Director (Finance)

SENIOR MANAGEMENT

Shri TP Ajithkumar

Chief General Manager
Production Co-ordination

Smt Rejeni Mohan

General Manager (Marketing)
Caprolactum & Chemicals

Shri Krishnan R

General Manager
(Training & Development)

Shri Binny P J

General Manager (CD)

Shri Vimal V

General Manager (FEW)

Shri Manikkuttan R

General Manager (UC)

Shri Jacob K J

General Manager (Operations)

Shri Siby Michael

General Manager (FEDO)

Shri Jayachandran K

General Manager
(Corporate Planning)

Shri Jayaraj K B

General Manager (Technical)

Shri Harikumar K S

General Manager (Operations)

Shri Mohan Kumar A R

General Manager
(HR & Administration)

Shri Mohanchandran M

General Manager (Technical)

Shri Dileep R

General Manager (Maintenance)

Shri Muraleekrishnan S

General Manager (Marketing)
Fertilisers

Shri Asok Kumar K A

General Manager (Engineering)

Shri Suresh R

General Manager (Materials)

Shri Sajo K F

General Manager (Production)
Petrochemical Plants

AUDITORS

Statutory Auditors

M/s. K Venkatachalam Aiyer & Co
Chartered Accountants, Kochi

Branch Auditors

M/s Sundar & Ram
Chartered Accountants, Chennai

M/s Akasam & Associates
Chartered Accountants,
Hyderabad

Secretarial Auditors

SVJS & Associates
Company Secretaries, Kochi

Cost Auditors

M/s Rajendran Mani & Varier
Cost Accountants, Kochi

Registrar &**Share Transfer Agents**

M/s. BgSE Financials Ltd (RTA)
Stock Exchange Towers, No.51,
1st Cross, J.C.Road,
Bangalore - 560 027.
Phone : 080 - 41329661
Email : vp-rta@bfsi.co.in/ cs_rta@bfsi.co.in

Registered Office

Eloor, Udyogamandal - 683 501
Kochi, Kerala, India
PH: 0484 - 2546486.
Fax: 0484 - 2546637
Website : www.fact.co.in
Email: kvbnair@factltd.com

ISIN : INE188A01015

CIN : L24129KL1943GOI000371

Stock Exchange

National Stock Exchange of India Ltd.

BANKERS

State Bank of India | Bank of Baroda
Bank of India | Canara Bank



CHAIRMAN'S MESSAGE

Dear shareholders,

It gives me immense pleasure and satisfaction to present the 77th Annual Report of FACT for the year 2020-21.

The 77th Annual General Meeting of the Company is convened as a virtual meeting in compliance with the guidelines issued by the Ministry of Corporate Affairs (MCA) and the Securities and Exchange Board of India (SEBI).

It is an honour and satisfaction for me to address you third time in succession and to share the performance highlights and achievements of your Company during the financial year 2020-21 and its future outlook.

You may recall that while addressing you at the last AGM, I have shared some of the strategic initiatives taken by the Company for its consistent growth and sustenance in the long run. I am happy to inform you that your Company has successfully implemented the strategy, and as a result your Company has achieved excellent performance in production, marketing and finance during the financial year 2020-21.

In a volatile environment, FACT generated an EBITDA from operation of ₹ 620 Crore, which is higher by 100 percentage as compared to previous year. The Company has achieved all time high operating profit of ₹ 352 Crore. The turnover of the company has also been increased by 18.73%.

During the financial year 2020-21 Covid-19 continues to have a devastating effect on economic activities around the world. I want to pay sincere gratitude to all frontline workers who have been working tirelessly,

combating Covid-19 and its ill effects. FACT continued to meet the fertiliser demand of the farmers as an essential service provider by modifying the production plan and strategies following all Covid protocols.

I am happy to share some of the highlights of the performance of your Company during the year 2020-21.

- All time high operating profit of ₹ 352 Crore.
- Surpassed the MoU excellent targets for all end-products in Production and Sales.
- Surpassed One Million MT mark in fertilizer production and sales.
- All time high Production of Factamfos (NP 20:20:0:13) - 8.61 Lakh MT.
- All time high Ammonium Sulphate production - 2.46 Lakh MT.
- All time high Factamfos sale - 9.23 Lakh MT.
- All time high sale of Ammonium Sulphate - 2.51 Lakh MT.
- All time high sale of City Compost - 13238 MT.

Fertilizer Industry

The Global fertilizer sector is witnessing a paradigm shift in recent years by promoting best practices in fertilizer production and consumption to achieve high crop yield and to reduce greenhouse gas emissions and increasing energy efficiency. In order to provide quality fertilizers at a reasonable rate to farmers, Government has announced various reforms in fertilizer sectors including increase in subsidy.

Production and consumption of fertilizers in India is showing an increasing trend. India made rapid growth in fertilizer consumption after the introduction of high yielding varieties of crops and the country become the second largest user of fertilizers in the world in terms of total nutrients. During the past several years, Government of India has brought economic reforms and ensured that fertilizers are available at affordable prices to increase agriculture productivity. Due to subsidy eligibility on notified fertilizers, the Indian fertilizer industry has been able to provide fertilizers at an affordable price to farmers to ensure food security for the Nation. However, the country is still depending on import of fertilizers to a large extent to meet the demand.

During the financial year 2020-21, the production, import and sale of fertilizers in India has increased considerably as compared to previous year. During the financial year 2020-21, total production of all fertilisers increased by 1.69% as compared to the financial year 2019-20. The increase in import for the financial year 2020-21 is 10.42% and increase in sale is 9.59% as compared to previous year.

Indian fertilizer market is estimated to record a Compound Annual Growth Rate of 11.9% during the next five years.

The prices of fertilizers and fertilizer inputs are showing an increasing trend in Global market. The overall increase in the prices of fertilizers and fertilizer input is a major challenge being faced by fertilizer industry in India.

Serving the Nation

Your Company is committed to serving the Nation by providing essential fertilizers for the farming community at affordable price. When the second wave of Covid-19 started across the country and faced with a massive surge in demand for medical Oxygen, your Company has set up two PSA Oxygen plants in the State of Kerala and one in the State of Uttar Pradesh and have also helped the nearby affected community by providing essential requirements to fight the pandemic.

FACT as a responsible corporate entity always stand in solidarity with society and extended all possible assistance to the country during the peak time of Covid-19 pandemic.

In order to meet the demand for MOP and supplement the NP production, FACT had imported six parcels of MOP totalling 161104 MT and one parcel of NPK 16:16:16. With a view to provide fertilizers to farmers at affordable rate, FACT has started coastal shipping for transport of fertilizers. The Company has extended the fertilizer marketing operations Pan India. FACT has successfully completed the trial run of Caprolactam Plant and re-start the operation after a gap of nine years. The re-start of Caprolactam would result in reduction of import of Caprolactam in the Country and it is a bold step towards the 'Atmanirbhar' policy of the Government of India.

Market Capitalization

The excellent production and financial performance of FACT has reflected in the sentiments of the investors and the share price of the Company has touched a new high of ₹ 153 per share and market capitalization at ₹ 9900 Crore. FACT is now one among the top fortune 500 Companies.

Supplementary Audit

I am happy to inform you that the Comptroller and Auditor General of India has not issued any comments on the Standalone financial statements of the Company. This shows the transparency of the systems and procedures being followed by the Company in financial accounting and commitment of FACT for compliance of the provisions of Companies Act, 2013, and Indian Accounting Standard and the Guidelines issued by the Ministry of Corporate Affairs.

Way Forward

As a leading fertilizer Company, your Company has aligned itself with Government's vision to play a vital role in fertilizer sector in the Country. The activities of your Company has been extended to Pan India. All fertilizer plants of the Company are operating at 110-120% of its installed capacity. Caprolactam plant, which was in shut down for the last 9 years has been re-started.

I am happy to inform you that the performance of the Company for the 1st quarter of the financial year 2021-22 is encouraging. The Company has recorded an all time high operating profit of ₹ 39.80 Crore during the quarter ended 30.06.2021.

Various CAPEX projects worth ₹ 700 Crore including setting up of 1650 TPD NP Plant at FACT Cochin Division is on various stages of implementation.

Setting up of 1650 TPD Factamfos plant and implementation of other CAPEX projects may result in increase the fertiliser production of the Company from 10 Lakh MT to 14 Lakh MT and the turnover will increase from ₹ 3,250 Crores to ₹ 5,000 Crores by the year 2024-25, with a continuous profit of ₹ 250 to ₹ 300 Crores per annum.

Challenges and Opportunities

I am failing my duties if I only paint a rosy picture without touching the challenges being faced by your Company to sustain its operations in the long run.

To maintain at least one Million Ton production of fertilizers year after year is really a challenge. Company do not have much control on the prices of fertilizer inputs. The prices of almost all fertilizer inputs are showing an unprecedented increase. Prices of RLNG, the feedstock for Ammonia has almost doubled during the year 2021-22 as compared to previous year. The delay in connecting Cochin terminal to National Grid is also adversely affected the availability and supply of RLNG at reduced rate. Shortage of fertilizers and its sky rocketing prices Globally has affected the import plan of the Company for the year 2021-22.

Implementation of CAPEX in time bound manner is another challenge for FACT in this pandemic time. Due to travel and other restrictions, potential bidders seek more time for site visit and other start up activities. However, we are confident to implement the CAPEX in a time bound manner.

The success of a corporate to a certain extent depend on its ability to convert the challenges into opportunities. I have witnessed from my past experience that FACT always emerges stronger after each crisis. The Company has signed an agreement with Petronet LNG Ltd. and GAIL, BPCL and IOCL for supply of RLNG for the year 2021-22. The contract for the year 2021-22 is based on Gorgon Gas price, which is beneficial to the

Company at present since spot prices of Natural Gas is ruling high.

Corporate Governance

FACT is committed to protect the interest of all Stakeholders, such as investors, Employees, Customers, Suppliers, Bankers, the Central and State Governments and the community by ensuring transparency in all aspects of the Company.

Your Company is committed to comply all directives and guidelines of Government and statutory authorities relating to corporate governance. The philosophy of the Company in relation to Corporate Governance is to ensure transparency, disclosure and reporting that conforms to the provisions of Companies Act 2013, SEBI (LODR) Regulations 2015 and all other applicable laws and regulations. The Company is also complying the guidelines issued by Department of Public Enterprises.

Acknowledgement

Before I conclude, on behalf of the Board of Directors I wish to convey my sincere regards and deep gratitude to valued stakeholders for continued support and trust. You always have been the motivational force and has facilitated us to move ahead and achieve the excellent results despite the numerous challenges.

I hereby place on record my sincere thanks to my colleagues on the Board of Directors for their advice and support, the Officers' Forums, the Trade Unions and all employees of the Company for their dedicated efforts and unstinted support for overcoming various challenges being faced by the Company and for their contribution for the revival and sustainable growth of FACT. I must also thank the various departments of Government of India, in particular the Department of Fertilisers and Government of Kerala for their support and cooperation.

(Kishor Rungta)

Chairman & Managing Director
 DIN-00231106

Udyogamandal
 Date: 26-08-2021



Republic Day parade inspection by the Chief Guest, Shri Kishor Rungta, CMD, FACT.



Shri Kishor Rungta, Chairman and Managing Director, FACT, receiving Shri Dharmendra Pradhan, then Hon'ble Union Minister for Petroleum & Natural Gas and Steel on a visit to Ammonia Berth at Cochin Port.

CONTENTS

Sl No	Description	Page No
1	Notice	11
2	Directors' Report	23
3	Management Discussion and Analysis Report	38
4	Report on Corporate Governance	47
5	CFO /CEO Certification	59
6	Secretarial Audit Report	60
7	Corporate Governance Compliance Certificate	67
8	Business Responsibility Report	68
9	Independent Auditors' Report on the Financial Statements (Standalone)	78
10	Annexures to Auditors' Report	83
11	Comments of C&AG of India on Standalone Financial Statements	91
12	Standalone Balance Sheet as at 31 st March 2021	92
13	Standalone Statement of Profit and Loss for the year ended 31 st March 2021	94
14	Standalone Cash Flow Statement for the year ended 31 st March 2021	95
15	Notes Forming Part of the Standalone Financial Statements	99
16	Independent Auditors' Report on Consolidated Financial Statements	178
17	Annexures to Auditors' Report on Consolidated Financial Statements	184
18	Comments of C&AG of India on Consolidated Financial Statements	188
19	Consolidated Balance Sheet as at 31 st March 2021	191
20	Consolidated Statement of Profit and Loss for the year ended 31 st March 2021	193
21	Consolidated Cash Flow Statement for the year ended 31 st March 2021	194
22	Notes Forming Part of the Consolidated Financial Statements	198



Republic Day Celebration - Shri Kishor Rungta C&MD, arriving to the venue



Quarterly Review Meeting for the quarter ended September 2020 of Fertilizers PSUs held under the Chairmanship of Secretary (F) on 31st December 2020 at Indian Council of Agriculture Research, New Delhi.

NOTICE TO SHAREHOLDERS

CIN No. : L24129KL1943GOI000371
 PH: 0484 - 2546486. Fax: 0484 - 2546637
 Website : www.fact.co.in Email: kvbnair@factltd.com

NOTICE TO SHAREHOLDERS

NOTICE is hereby given that the 77th Annual General Meeting of the members of The Fertilisers and Chemicals Travancore Ltd will be held on Wednesday the 22nd September, 2021, at 11.00 A.M., through Video Conferencing ("VC") / Other Audio Visual Means ("OAVM") to transact the following business:

Ordinary Business

- To receive, consider and adopt (a) the Audited Stand Alone Financial Statements of the Company for the Financial Year ended 31st March, 2021, and Reports of the Board of Directors and Auditors thereon; and (b) the Audited Consolidated Financial Statements of the company for the Financial Year ended 31st March, 2021 and report of Auditors thereon and in this regard pass the following resolutions, as ordinary resolutions.
 - RESOLVED THAT the Audited Standalone Financial Statements of the Company for the Financial Year ended 31st March, 2021 and the reports of the Board of Directors and Auditors thereon be and are hereby considered, approved and adopted.
 - FURTHER RESOLVED THAT the Audited Consolidated Financial Statements of the Company for the Financial Year ended 31st March, 2021 and the report of the Auditors thereon be and are hereby considered, approved and adopted.
- To fix the remuneration of Statutory Auditors and Branch Auditors for the Financial Year 2021-22 and in this regard, pass the following resolution as an ordinary resolution.
 RESOLVED THAT the Board of Directors of the Company be and is hereby authorised to fix remuneration of the Statutory Auditors and Branch Auditors appointed by the Comptroller and Auditor General of India for the financial year 2021-22.

Special Business

- To elect Ms Aparna S Sharma (DIN: 07798544), as a Director on the Board of Directors of the Company.
 The Company has received notice in terms of Section 160 (1) of the Companies Act, 2013 proposing to elect Ms. Aparna S Sharma (DIN No.07798544) as a Director of the Company at this Annual General Meeting.
 Members may consider and if thought fit, pass with or without modification, the following resolution as an ordinary Resolution.
 RESOLVED THAT pursuant to the provisions of Section 160 and any other applicable provisions of the Companies Act, 2013 and the Rules made thereunder read with Articles of Association of the Company, Ms. Aparna S Sharma (DIN No.07798544), Joint Secretary, Department of Fertilisers, Ministry of Chemicals and Fertilisers, New Delhi, be and is hereby elected as a Director of the Company.
- Remuneration to Cost Auditors**
 To consider and if thought fit, pass with or without modification(s), the following resolution as an ordinary Resolution.
 RESOLVED THAT pursuant to the provisions of Section 148 and all other applicable provisions of the Companies Act 2013 and the Companies (Audit and Auditors) Rules 2014, the Cost Auditors appointed by the Board of Directors of the Company to conduct the audit of the cost records of the company for the financial year 2021-22 be paid the remuneration of Rs 85,000/- plus out of pocket expenses (subject to a maximum of Rs 10,000/-).

By Order of the Board of Directors.

Sd/-

K.V. Balakrishnan Nair
 Company Secretary & ED (Fin)

Place : Udyogamandal
 Date : 30-08-2021

NOTICE TO SHAREHOLDERS

Notes:

1. Pursuant to the General Circular nos. 14/2020, 17/2020, 20/2020 & 02/2021 issued by the Ministry of Corporate Affairs ("MCA") and Circular no. SEBI/HO/CFD/CMD1/ CIR/P/2020/79 & SEBI/HO/CFD/CMD2/CIR/P/2021/11 issued by the Securities and Exchange Board of India ("SEBI") (hereinafter collectively referred to as "the Circulars"), companies are allowed to hold AGM through VC/OAVM, without the physical presence of members at a common venue. In compliance with the Circulars, issued by MCA and SEBI the AGM of the Company is being held through VC/OAVM. Members desirous of participating in the meeting through VC/OAVM, may refer to the procedures mentioned below
2. Pursuant to the provisions of Section 108 of the Companies Act, 2013 read with Rule 20 of the Companies (Management and Administration) Rules, 2014 (as amended) and Regulation 44 of SEBI (Listing Obligations & Disclosure Requirements) Regulations 2015 (as amended), and above mentioned Circulars the Company is providing facility of remote e-voting to its Members in respect of the business to be transacted at the AGM. For this purpose, the Company has entered into an agreement with Central Depository Services (India) Limited (CDSL) for facilitating voting through electronic means, as the authorized e-Voting agency. The facility of casting votes by a member using remote e-voting as well as the e-voting system on the date of the AGM will be provided by CDSL.
3. The Members can join the AGM in the VC/OAVM mode 15 minutes before the time scheduled for commencement of the meeting. Members can also join the meeting within 15 minutes of the commencement of the meeting. The facility of participation at the AGM through VC/OAVM will be made available to at least 1000 members on first come first served basis. This will not include large Shareholders (Shareholders holding 2% or more shareholding), Promoters, Institutional Investors, Directors, Key Managerial Personnel, the Chairpersons of the Audit Committee, Nomination and Remuneration Committee and Stakeholders Relationship Committee, Auditors etc. who are allowed to attend the AGM without restriction on account of first come first served basis.
4. The attendance of the Members attending the AGM through VC/OAVM will be counted for the purpose of ascertaining the quorum under Section 103 of the Companies Act, 2013.
5. Pursuant to MCA Circulars, the facility to appoint proxy to attend and cast vote for the members is not available for this AGM. However, in pursuance of Section 112 and Section 113 of the Companies Act, 2013, representatives of the members such as the President of India or the Governor of a State or body corporate can attend the AGM through VC/OAVM and cast their votes through e-voting.
6. In line with the Ministry of Corporate Affairs (MCA) Circular No. 17/2020 dated April 13, 2020, the Notice calling the AGM has been uploaded on the website of the Company at www.fact.co.in. The Notice can also be accessed from the websites of the Stock Exchange i.e. National Stock Exchange of India Limited at www.nseindia.com. The AGM Notice is also disseminated on the website of CDSL (agency for providing the Remote e-Voting facility and e-voting system during the AGM) at www.evotingindia.com.
7. The relative explanatory statement required under Section 102 of the Companies Act, 2013 is given separately
8. Relevant documents referred to in the Notice are open for inspection by the members at the registered office of the Company on all working days during business hours upto the date of the Meeting.
9. Members, who have not registered their e-mail IDs so far, are requested to register their e-mail IDs for receiving all communications from the Company electronically
10. Institutional / Corporate Shareholders (i.e. other than individuals / HUF, NRI, etc.) are required to send a scanned copy (PDF/JPG Format) of its Board or governing body Resolution/Authorization etc., authorizing its representative to attend the AGM through VC / OAVM on its behalf and to vote through remote e-voting. The said Resolution/ Authorization shall be sent to the Scrutinizer by email through its registered email address to, cfccochin@gmail.com.

As per Regulation 40 of SEBI Listing Regulations, as amended, securities of listed companies can be transferred only in dematerialized form with effect from, April 1, 2019, except in case of request received for transmission or

NOTICE TO SHAREHOLDERS

transposition of securities. In view of this and to eliminate all risks associated with physical shares and for ease of portfolio management, members holding shares in physical form are requested to consider converting their holdings to dematerialized form. Members can contact Company's Registrars and Share Transfer Agents, M/s. BgSE Financials Ltd,(RTA) Financials Ltd ("BgSE Financials Ltd,(RTA)"),for assistance in this regard. Address of RTA is as follows

M/s. BgSE Financials Ltd (RTA),
Registrars and Share Transfer Agents,
Stock Exchange Towers, No.51,
1st Cross, J.C.Road,
Bangalore – 560 027.
Phone : 080 - 41329661
Email : vp-rta@bfsi.co.in/ cs_rta@bfsi.co.in

11. To support the 'Green Initiative', Members who have not yet registered their email addresses are requested to register the same with their DPs in case the shares are held by them in electronic form and with M/s BgSE Financials Ltd (RTA) in case the shares are held by them in physical form.
12. Members are requested to intimate changes, if any, pertaining to their name, postal address, email address, telephone/ mobile numbers, Permanent Account Number (PAN), mandates, nominations, power of attorney, bank details such as, name of the bank and branch details, bank account number, MICR code, IFSC code, etc., to their DPs in case the shares are held by them in electronic form and to M/s BgSE Financials Ltd (RTA) in case the shares are held by them in physical form.
13. As per the provisions of Section 72 of the Companies Act, 2013, the facility for making nomination is available for the Members in respect of the shares held by them. Members who have not yet registered their nomination are requested to register the same by submitting Form No. SH-13. Members are requested to submit the said details to their DP in case the shares are held by them in electronic form and to M/s BgSE Financials Ltd (RTA) in case the shares are held in physical form.
14. Members holding shares in physical form, in identical order of names, in more than one folio are requested to send to M/s BgSE Financials Ltd(RTA), the details of such folios together with the share certificates for consolidating their holdings in one folio. A consolidated share certificate will be issued to such Members after making requisite changes.
15. In case of joint holders, the Member whose name appears as the first holder in the order of names as per the Register of Members of the Company will be entitled to vote at the AGM.
16. Members seeking any information with regard to the accounts or any matter to be placed at the AGM, are requested to write to the Company on or before 16th September, 2021 through email on kvbnaier@factltd.com. The same will be replied by the Company suitably.
17. In compliance with the aforesaid MCA Circulars and SEBI Circulars dated May 12, 2020 and January 15, 2021 Notice of the AGM along with the Annual Report 2020-21 is being sent only through electronic mode to those Members whose email addresses are registered with the Company/ Depositories. Members may note that the Notice and Annual Report 2020-21 will also be available on the Company's website www.fact.co.in, website of the National Stock Exchange of India Limited at www.nseindia.com, and on the website of CDSL <https://www.evotingindia.com>,
18. Members attending the AGM through VC / OAVM shall be counted for the purpose of reckoning the quorum under Section 103 of the Act.
19. Since the AGM will be held through VC / OAVM, the Route Map is not annexed in this Notice.
20. Instructions for e-voting and joining the AGM are as follows:

NOTICE TO SHAREHOLDERS

THE INSTRUCTIONS FOR SHAREHOLDERS FOR REMOTE E-VOTING:

- (i) The voting period begins on 19-09-2021 at 09.00 AM and ends on 21-09-2021 at 05.00 PM. During this period shareholders' of the Company, holding Shares either in physical form or in dematerialized form, as on the cut-off date (record date) of 15-09-2021 may cast their vote electronically. The e-voting module shall be disabled by CDSL for voting thereafter.
- (ii) The Board of Directors of the Company has appointed Shri M.C. Sajumon, Practising Company Secretary, Littonia Cottage, M.A. Balakrishnan Road, Kochi-682018, as Scrutiniser to scrutinise the remote e-voting in a fair and transparent manner and they have communicated their willingness to be appointed and will be available for the said purpose.
- (iii) Shareholders who have already voted prior to the meeting date would not be entitled to vote at the time of meeting.
- (iv) Pursuant to SEBI Circular No. **SEBI/HO/CFD/CMD/CIR/P/2020/242 dated 09.12.2020**, under Regulation 44 of Securities and Exchange Board of India (Listing Obligations and Disclosure Requirements) Regulations, 2015, listed entities are required to provide remote e-voting facility to its shareholders, in respect of all shareholders' resolutions. Currently, there are multiple e-voting service providers (ESPs) providing e-voting facility to listed entities in India. This necessitates registration on various ESPs and maintenance of multiple user IDs and passwords by the shareholders.

In order to increase the efficiency of the voting process, pursuant to a public consultation, it has been decided to enable e-voting to **all the demat account holders, by way of a single login credential, through their demat accounts/ websites of Depositories/ Depository Participants**. Demat account holders would be able to cast their vote without having to register again with the ESPs, thereby, not only facilitating seamless authentication but also enhancing ease and convenience of participating in e-voting process.

- (v) In terms of **SEBI Circular No. SEBI/HO/CFD/CMD/CIR/P/2020/242 dated December 9, 2020** on e-Voting facility provided by Listed Companies, Individual shareholders holding securities in demat mode are allowed to vote through their demat account maintained with Depositories and Depository Participants. Shareholders are advised to update their mobile number and email Id in their demat accounts in order to access e-Voting facility.

Pursuant to abovesaid SEBI Circular, Login method for e-Voting and joining virtual meetings **for Individual shareholders holding securities in Demat mode** is given below:

Type of shareholders	Login Method
Individual Shareholders holding securities in Demat mode with CDSL	<ol style="list-style-type: none"> 1) Users who have opted for CDSL's Easi / Easiest facility, can login through their existing user id and password. Option will be made available to reach e-Voting page without any further authentication. The URLs for users to login to Easi / Easiest are https://web.cdslindia.com/myeasi/home/login or www.cdslindia.com and click on Login icon and select New System Myeasi. 2) After successful login the Easi / Easiest user will be able to see the e-Voting Menu. On clicking the e-voting menu, the user will be able to see his/her holdings along with links of the respective e-Voting service provider i.e. CDSL/ NSDL/ KARVY/ LINK INTIME as per information provided by Issuer / Company. 3) If the user is not registered for Easi/Easiest, option to register is available at https://web.cdslindia.com/myeasi/Registration/EasiRegistration

NOTICE TO SHAREHOLDERS

Type of shareholders	Login Method
	<p>4) Alternatively, the user can directly access e-Voting page by providing Demat Account Number and PAN No. from a link in www.cdslindia.com home page. The system will authenticate the user by sending OTP on registered Mobile & Email as recorded in the Demat Account. After successful authentication, user will be provided links for the respective ESP where the e-Voting is in progress during or before the AGM.</p>
Individual Shareholders holding securities in demat mode with NSDL	<p>1) If you are already registered for NSDL IDeAS facility, please visit the e-Services website of NSDL. Open web browser by typing the following URL: https://eservices.nsdl.com either on a Personal Computer or on a mobile phone. Once the home page of e-Services is launched, click on the “Beneficial Owner” icon under “Login” which is available under ‘IDeAS’ section. A new screen will open. You will have to enter your User ID and Password. After successful authentication, you will be able to see e-Voting services. Click on “Access to e-Voting” under e-Voting services and you will be able to see e-Voting page. Click on company name or e-Voting service provider name and you will be redirected to e-Voting service provider website for casting your vote during the remote e-Voting period or joining virtual meeting & voting during the meeting.</p> <p>2) If the user is not registered for IDeAS e-Services, option to register is available at https://eservices.nsdl.com. Select “Register Online for IDeAS “Portal or click at https://eservices.nsdl.com/SecureWeb/IdeasDirectReg.jsp</p> <p>3) Visit the e-Voting website of NSDL. Open web browser by typing the following URL: https://www.evoting.nsdl.com/ either on a Personal Computer or on a mobile phone. Once the home page of e-Voting system is launched, click on the icon “Login” which is available under ‘Shareholder/Member’ section. A new screen will open. You will have to enter your User ID (i.e. your sixteen digit demat account number hold with NSDL), Password/OTP and a Verification Code as shown on the screen. After successful authentication, you will be redirected to NSDL Depository site wherein you can see e-Voting page. Click on company name or e-Voting service provider name and you will be redirected to e-Voting service provider website for casting your vote during the remote e-Voting period or joining virtual meeting & voting during the meeting</p>
Individual Shareholders (holding securities in demat mode) login through their Depository Participants	<p>You can also login using the login credentials of your demat account through your Depository Participant registered with NSDL/CDSL for e-Voting facility. After successful login, you will be able to see e-Voting option. Once you click on e-Voting option, you will be redirected to NSDL/CDSL Depository site after successful authentication, wherein you can see e-Voting feature. Click on company name or e-Voting service provider name and you will be redirected to e-Voting service provider’s website for casting your vote during the remote e-Voting period or joining virtual meeting & voting during the meeting.</p>

Important note: Members who are unable to retrieve User ID/ Password are advised to use Forget User ID and Forget Password option available at abovementioned website.

NOTICE TO SHAREHOLDERS

Helpdesk for Individual Shareholders holding securities in demat mode for any technical issues related to login through Depository i.e. CDSL and NSDL

Login type	Helpdesk details
Individual Shareholders holding securities in Demat mode with CDSL	Members facing any technical issue in login can contact CDSL helpdesk by sending a request at helpdesk.evoting@cdslindia.com or contact at 022- 23058738 and 22-23058542-43.
Individual Shareholders holding securities in Demat mode with NSDL	Members facing any technical issue in login can contact NSDL helpdesk by sending a request at evoting@nsdl.co.in or call at toll free no.: 1800 1020 990 and 1800 22 44 30

(vi) Login method for e-Voting and joining virtual meeting for physical shareholders and shareholders other than individual shareholders is given below;

- 1) The shareholders should log on to the e-voting website www.evotingindia.com.
- 2) Click on “Shareholders” module.
- 3) Now enter your User ID
 - a. For CDSL: 16 digits beneficiary ID,
 - b. For NSDL: 8 Character DP ID followed by 8 Digits Client ID,
 - c. Shareholders holding shares in Physical Form should enter Folio Number registered with the Company.
- 4) Next enter the Image Verification as displayed and Click on Login.
- 5) If you are holding shares in demat form and had logged on to www.evotingindia.com and voted on an earlier e-voting of any company, then your existing password is to be used.
- 6) If you are a first-time user follow the steps given below:

Particulars	For Shareholders holding shares in Demat Form other than individual and Physical Form
PAN	<p>Enter your 10 digit alpha-numeric *PAN issued by Income Tax Department (Applicable for both demat shareholders as well as physical shareholders)-</p> <ul style="list-style-type: none"> Shareholders who have not updated their PAN with the Company/Depository Participant are requested to use the sequence number sent by Company/RTA or contact Company/RTA.
Dividend Bank Details OR Date of Birth (DOB)	<p>Enter the Dividend Bank Details or Date of Birth (in dd/mm/yyyy format) as recorded in your demat account or in the company records in order to login.</p> <ul style="list-style-type: none"> If both the details are not recorded with the depository or company, please enter the member id / folio number in the Dividend Bank details field as mentioned in instruction (v).

- (vii) After entering these details appropriately, click on “SUBMIT” tab.
- (viii) Shareholders holding shares in physical form will then directly reach the Company selection screen. However, shareholders holding shares in demat form will now reach ‘Password Creation’ menu wherein they are required to mandatorily enter their login password in the new password field. Kindly note that this password is also to be used by the demat holders for voting for resolutions of any other company on which they are eligible to vote, provided that company opts for e-voting through CDSL platform. It is strongly recommended not to share your password with any other person and take utmost care to keep your password confidential.

NOTICE TO SHAREHOLDERS

- (ix) For shareholders holding shares in physical form, the details can be used only for e-voting on the resolutions contained in this Notice.
- (x) Click on the EVSN for The Fertilisers and Chemicals Travancore Limited on which you choose to vote.
- (xi) On the voting page, you will see “RESOLUTION DESCRIPTION” and against the same the option “YES/NO” for voting. Select the option YES or NO as desired. The option YES implies that you assent to the Resolution and option NO implies that you dissent to the Resolution.
- (xii) Click on the “RESOLUTIONS FILE LINK” if you wish to view the entire Resolution details.
- (xiii) After selecting the resolution, you have decided to vote on, click on “SUBMIT”. A confirmation box will be displayed. If you wish to confirm your vote, click on “OK”, else to change your vote, click on “CANCEL” and accordingly modify your vote.
- (xiv) Once you “CONFIRM” your vote on the resolution, you will not be allowed to modify your vote.
- (xv) You can also take a print of the votes cast by clicking on “Click here to print” option on the Voting page.
- (xvi) If a demat account holder has forgotten the login password, then Enter the User ID and the image verification code and click on Forgot Password & enter the details as prompted by the system.
- (xvii) **Additional Facility for Non – Individual Shareholders and Custodians –Remote Voting**
 - Non-Individual shareholders (i.e. other than Individuals, HUF, NRI etc.) and Custodians are required to log on to www.evotingindia.com and register themselves in the “Corporates” module.
 - A scanned copy of the Registration Form bearing the stamp and sign of the entity should be emailed to helpdesk.evoting@cdslindia.com.
 - After receiving the login details a Compliance User should be created using the admin login and password. The Compliance User would be able to link the account(s) for which they wish to vote on.
 - The list of accounts linked in the login should be mailed to helpdesk.evoting@cdslindia.com and on approval of the accounts they would be able to cast their vote.
 - A scanned copy of the Board Resolution and Power of Attorney (POA) which they have issued in favour of the Custodian, if any, should be uploaded in PDF format in the system for the scrutinizer to verify the same.
 - Alternatively Non Individual shareholders are required to send the relevant Board Resolution/ Authority letter etc. together with attested specimen signature of the duly authorized signatory who are authorized to vote, to the Scrutinizer and to the Company at the email address viz; cfccochin@gmail.com or kvbair@factltd.com , if they have voted from individual tab & not uploaded same in the CDSL e-voting system for the scrutinizer to verify the same.

INSTRUCTIONS FOR SHAREHOLDERS ATTENDING THE AGM THROUGH VC/OAVM & E-VOTING DURING MEETING ARE AS UNDER:

1. The procedure for attending meeting & e-Voting on the day of the AGM is same as the instructions mentioned above for Remote e-voting.
2. The link for VC/OAVM to attend meeting will be available where the EVSN of Company will be displayed after successful login as per the instructions mentioned above for Remote e-voting.
3. Shareholders who have voted through Remote e-Voting will be eligible to attend the meeting. However, they will not be eligible to vote at the AGM.
4. Shareholders are encouraged to join the Meeting through Laptops / IPads for better experience.

NOTICE TO SHAREHOLDERS

5. Further shareholders will be required to allow Camera and use Internet with a good speed to avoid any disturbance during the meeting.
 - Please note that Participants Connecting from Mobile Devices or Tablets or through Laptop connecting via Mobile Hotspot may experience Audio/Video loss due to Fluctuation in their respective network. It is therefore recommended to use Stable Wi-Fi or LAN Connection to mitigate any kind of aforesaid glitches.
7. Shareholders who would like to express their views/ask questions during the meeting may register themselves as a speaker by sending their request in advance at least **2 days prior to meeting** mentioning their name, demat account number/folio number, email id, mobile number at kvbnair@factltd.com. The shareholders who do not wish to speak during the AGM but have queries may send their queries in advance **2 days prior to meeting** mentioning their name, demat account number/folio number, email id, mobile number at kvbnair@factltd.com. These queries will be replied to by the company suitably by email.
8. Those shareholders who have registered themselves as a speaker will only be allowed to express their views/ask questions during the meeting.
9. Only those shareholders, who are present in the AGM through VC/OAVM facility and have not casted their vote on the Resolutions through remote e-Voting and are otherwise not barred from doing so, shall be eligible to vote through e-Voting system available during the AGM.
10. If any Votes are cast by the shareholders through the e-voting available during the AGM and if the same shareholders have not participated in the meeting through VC/OAVM facility, then the votes cast by such shareholders shall be considered invalid as the facility of e-voting during the meeting is available only to the shareholders attending the meeting.

PROCESS FOR THOSE SHAREHOLDERS WHOSE EMAIL ADDRESSES ARE NOT REGISTERED WITH THE DEPOSITORIES FOR OBTAINING LOGIN CREDENTIALS FOR E-VOTING FOR THE RESOLUTIONS PROPOSED IN THIS NOTICE:

1. For Physical shareholders- please provide necessary details like Folio No., Name of shareholder, scanned copy of the share certificate (front and back), PAN (self-attested scanned copy of PAN card), AADHAR (self attested scanned copy of Aadhar Card) by email to Company/RTA email id kvbnair@factltd.com / cs_rta@bfsi.co.in
2. For Demat shareholders -, Please update your email id & mobile no. with your respective Depository Participant (DP)
3. For Individual Demat shareholders – Please update your email id & mobile no. with your respective Depository Participant (DP) which is mandatory while e-Voting & joining virtual meetings through Depository.

If you have any queries or issues regarding attending AGM & e-Voting from the CDSL e-Voting System, you can write an email to helpdesk.evoting@cdslindia.com or contact at 022-23058738 and 022-23058542/43.

All grievances connected with the facility for voting by electronic means may be addressed to Mr. Rakesh Dalvi, Manager, (CDSL,) Central Depository Services (India) Limited, A Wing, 25th Floor, Marathon Futrex, Mafatlal Mill Compounds, N M Joshi Marg, Lower Parel (East), Mumbai - 400013 or send an email to helpdesk.evoting@cdslindia.com or call on 022-23058542/43.

NOTICE TO SHAREHOLDERS

Explanatory Statement Under Section 102 of the Companies Act, 2013 in respect of the Special Business to be transacted at the Meeting.

Item No 3

Government of India, Ministry of Chemicals & Fertilisers, Department of Fertilisers, vide Order number FI No.95/1/2019-HR-PSU dated 01st September, 2020 notified the appointment of Ms. Aparna S Sharma (DIN: 07798544), Joint Secretary, Department of Fertilisers, as part-time (Official) Director on the Board of Directors of FACT. In order to comply with the provisions of Companies Act 2013, Ms. Aparna S Sharma was appointed as an additional Director on the Board of Directors of FACT till the conclusion of the 77th Annual General Meeting of the Company. To comply with the provisions of Companies Act, 2013, it is proposed that Ms. Aparna S Sharma may be elected as a Director on the Board of Directors of the Company.

Ms Aparna S. Sharma, is a post graduate in English Literature from Delhi University and a 1990 batch CSS Officer. She has over 31 years of work experience in various Ministries of Government of India including Department of Higher Education, Health and Family Welfare, Personnel and Training, Finance and Urban Development. She has handled a range of subjects while handling portfolios of varied nature relating to intellectual property rights, infrastructure development, policy formulation, scheme implementation, drafting legislation and work of regulatory nature.

Notice has been received under section 160 of the Companies Act 2013, proposing candidature of Ms. Aparna S Sharma as Non Executive Director. She will be liable to retire by rotation. Ms. Aparna S Sharma is not disqualified from being appointed as a Director in terms of Section 164 of the Companies Act ,2013, and has given her consent to act as a Director.

No Director/Key Managerial Personnel/Relatives of the Directors and Key Managerial Personnel other than Ms. Aparna S Sharma is concerned or interested in the Resolution.

Details of Ms. Aparna S Sharma whose appointment is proposed at item No. 3 are provided in the Annexure to the Notice pursuant to the provisions of SEBI (Listing Obligations and Disclosure Requirements) Regulation, 2015 and Secretarial Standard on General Meetings (SS-2) issued by the Institute of Company Secretaries of India.

The Board recommends the ordinary resolution set out as Item No 3 of the Notice for approval of shareholders.

Item No. 4

The Board has approved the appointment of M/s Rajendran, Mani & Varier, Cost Accountants, Cochin, as Cost Auditors to conduct the audit of cost accounts of the Company for the financial year 2021-22 on a remuneration of Rs. 85,000/- (Rs 65000 for Cost Audit of Fertilisers and Rs. 20,000/- for Cost Audit of Caprolactam) plus out of pocket expenses (subject to a maximum of Rs. 10,000/-). As per Rule 14 of Companies (Audit and Auditors) Rules, 2014 read with Section 148(3) of the Companies Act 2013, the remuneration approved by the Board of Directors has to be ratified subsequently by the shareholders. Accordingly, the consent of the members is sought through an ordinary resolution for ratification of remuneration payable to the Cost Auditors for the financial year 2021-22.

No Director / Key Managerial Personnel / Relatives of Directors and Key Managerial Personnel is interested in the resolution.

The Board recommends the ordinary resolution set out as Item No. 4 of the Notice for approval of shareholders.

NOTICE TO SHAREHOLDERS

Annexure to the Notice dated 30-08-2021

Details of Director seeking appointment at the ensuing Annual General Meeting:

Name	Ms Aparna S Sharma
Age	54
Qualifications	Central Secretariat Service (CSS), MA (English)
Experience/ Brief Resume	See Website www.fact.co.in
Terms & Conditions of Appointment	As per GOI Order No.95/1/2019-HR-PSU dated 01-09-2020, Ms. Aparna S Sharma was appointed as a part term Government Nominee Director
Remuneration	NIL
Date of First Appointment on the Board	30-09-2020
Shareholding in the Company as on 31st March, 2021	NIL
Relationship / Other Directors/ Key Managerial Personnel	Not related to other Directors / Key Managerial Personnel
No. of Meetings of the Board attended during the year	3
Directorship of other Boards as on 31st March, 2021	Rashtriya Chemicals and Fertilisers Ltd.
Membership/ Chairmanship of Committees of other Boards as on 31st March, 2021	Rashtriya Chemicals and Fertilisers Ltd – 1. Audit Committee, 2. Nomination and Remuneration Committee 3. Corporate Social Responsibility (CSR) Committee



Shri Kishor Rungta, Chairman and Managing Director, FACT, receiving Shri Mansukh Mandaviya, then Hon'ble Minister of State for Ports, Shipping & Waterways (IC) and Chemicals & Fertilizers on a visit to Ammonia Berth at Cochin Port.



Shri Kishor Rungta, Chairman and Managing Director, FACT, in conversation with Shri Dharmendra Pradhan, then Hon'ble Union Minister for Petroleum & Natural Gas and Steel and Shri Mansukh Mandaviya, then Hon'ble Minister of State for Ports, Shipping & Waterways (IC) and Chemicals & Fertilizers at Ammonia Berth, Cochin Port.



Shri Kishor Rungta, Chairman and Managing Director, FACT, interacting with women employees in a function held in connection with the observance of International Women's Day



Shri Kishor Rungta Chairman Managing Director, FACT, interacting with the players in connection with the inter-departmental Cricket tournament organized by FACT Sports Association, Cochin Division.

DIRECTORS' REPORT

DIRECTORS' REPORT

Dear members,

Your Directors are pleased to present the 77th Annual Report and the Audited Standalone and Consolidated Financial Statements of the Company for the Financial Year ended 31st March, 2021 and Auditors Report thereon.

The financial year 2020-21 was an excellent year for the Company in the production, marketing and financial front.

Your Directors are happy to inform you that your Company has achieved all time high operating profit and touched new height in production and marketing of fertilizers during the financial year 2020-21.

Major Highlights of your Company for the year 2020-21 are;

- All time high operating profit of ₹ 352 Crore.
- Surpassed the MoU excellent targets for all end-products in Production and Sales.
- Surpassed One Million MT mark in fertilizer production and sales.
- All time high Production of Factamfos (NP 20:20:0:13) - 8.61 Lakh MT.
- All time high Ammonium Sulphate production - 2.46 Lakh MT.
- All time high Factamfos sale - 9.23 Lakh MT.
- All time high sale of Ammonium Sulphate - 2.51 Lakh MT.
- All time high sale of City Compost - 13238 MT.
- Imported six parcels of MOP (161104 MT) and one parcel of NPK 16:16:16 (27541 MT).
- Started coastal shipping for movement of fertilizers.
- Started power trading through Indian Electricity Exchange.
- Extended fertiliser marketing operations to Pan-India.
- Final stage of completion of trial run of the Caprolactam plant.
- Secured SKOCH GOLD award for Corporate Excellence.
- Secured first place in the Kerala State Energy Conservation.
- ISO 50001: 2018 certification for FACT Udyogamandal Complex.
- Secured "Sreshta Suraksha Puraskar" for the outstanding safety performance.
- Secured safety awards for both the productions Divisions.
- Award from Pollution Control Board.
- Recognition in implementation of Official Language.

Performance- 2020-21

1. Financial Performance (Standalone)

Financial Performance of the Company for the year ended March 31, 2021 is summarized below:

₹ in crores

Particulars	2020-21	2019-2020
Net Sales	3258.82	2769.91
Other Income	67.59	31.63
Total Revenue	3326.41	2801.54
Total Expenses	2974.43	2798.20
Profit before Exceptional Items and Tax	351.98	3.34
Exceptional Items	0	972.17
Earnings before interest, depreciation and Taxes (EBIDTA)	619.93	1282.86
Interest	245.26	289.34
Depreciation	22.69	18.02
Profit for the year	351.98	975.50
Other comprehensive Income	-35.03	5.33
Total Comprehensive Income	316.95	980.83

DIRECTORS' REPORT

DIVIDEND

Due to accumulated loss, your directors have not recommended any dividend for the financial year 2020-21. The Company has not transferred any amount to Reserve during the financial year 2020-21.

2. Production

Production	(in MT)	(in MT)
	2020-21	2019-2020
Factamfos 20 : 20	861455	844738
Ammonium Sulphate	245676	220951

Sales	(in MT)	(in MT)
	2020-21	2019-2020
Fertilisers	1350445	1117540
Gypsum	302259	287635

On Production front, Factamfos production for the fiscal 2020-21 was 8.61 lakh MT and Ammonium Sulphate 2.46 Lakh MT, as compared to 8.45 Lakh MT and 2.21 lakh MT respectively during the previous year. Factamfos (NP 20:20:0:13) production of 8.61 Lakh MT is an all time high surpassing the previous best of 8.45 Lakh MT and Ammonium Sulphate production of 2.46 lakh MT is the highest in last 20 years.

During the financial year 2020-21, the Company has achieved a capacity utilization of 135.98% in production of Factamfos and 109.19% in production of Ammonium Sulphate as compared to 133.34 % and 98.20% respectively during the financial year 2019-20.

3. Marketing

During the financial year 2020-21, Factamfos sale was 9.23 lakh MT and Ammonium Sulphate sale was 2.51 lakh MT as compared to 8.35 lakh MT and 2.35 lakh MT respectively during the financial year 2019-20.

The Company envisages to recapture the potential markets in Andhra Pradesh, Telangana, Karnataka and develop the markets in Maharashtra, Gujarat, West Bengal, Odisha and Bihar. During the financial year 2020-21, FACT further expanded marketing territory to state of Bihar, by sending its first rake of fertilizers.

During the financial year 2020-21 FACT has started trading of Chemicals like Ammonia and Sulphuric Acid.

FACT has started coastal shipping as a new mode of transport of fertilizers to the eastern and western coasts of the Country. Two consignments of 1120 MT of Ammonium Sulphate was dispatched to West Bengal through Haldia Port. During the tough time of COVID-19 Pandemic, coastal shipping also helped the Company to ensure regular supply of fertilizers to farmers in coastal States.

Power Purchase through Open Access

During the year 2020-21, the Company has started procurement of power from Indian Electricity Exchange (IEX) through competitive bidding on a day-ahead basis. This allows the Company to procure power from a number of generating companies linked to IEX on competitive rates, rather than buying from Kerala State Electricity Board Limited.

DIRECTORS' REPORT

Material changes and commitment

There were no material changes and commitments affecting the financial position of the company between the end of financial year (31st March, 2021) and the date of the report. Similarly, there was no change in the nature of business of the company during the financial year 2020-21.

Memorandum of Understanding with Government of India

Your Company has been entering into a Memorandum of Understanding (MoU) with the Department of Fertilizers, Ministry of Chemicals and Fertilizers, Government of India, setting the performance parameters and targets every year. Your Company has secured 'Good' rating for the year 2019-20 from 'fair' rating in 2018-19, signifying a marked improvement in performance.

The performance rating for 2020-21 MoU is yet to be finalised by the Govt. of India and the Company expects to achieve 'Very Good' rating this year.



Exchanging of MoU for the year 2020-21 between
Shri Dharam Pal, Additional Secretary (Fertilizers) & Shri Kishor Rungta, C & MD, FACT

COVID-19

During the financial year 2020-21, the COVID-19 pandemic developed rapidly, forced the Central and State Governments to enforce social distancing and lock-downs all over the Country. By making suitable adaptations in the operation schedule, raw material planning, logistics, product despatch and marketing arrangements, FACT could minimise the impact of COVID-19 during the year.

Company took all possible steps to contain the outbreak of COVID -19 in all the divisions of the Company by providing thermal scanners at entry points, sanitizers, hand washes, adopting steps for social distancing, distribution of face masks, dissemination of information among employees for creating awareness, continuous sanitation of all areas, distribution of homoeo medicines for employees and their families, control of visitors, etc. Indigenous foot operated and electronic sanitizer dispensing machines were developed and installed at all entry levels.

DIRECTORS' REPORT

The Company is maintaining its operations adhering to COVID-19 protocols and does not expect any major impact of COVID-19 in the day to day activities.

Management Discussion and Analysis Report

Management Discussion and Analysis Report covering the operational aspects for the year under review, as stipulated under SEBI (Listing Obligations and Disclosure Requirements) Regulations, 2015 (as amended) is presented in a separate section forming part of Directors' Report.

Corporate Governance

The Company is committed to maintain the highest standard of Corporate Governance and adhere to the Corporate Governance requirements set out by SEBI. The Board lays emphasis on transparency and accountability for the benefit of all stake-holders of the Company. The Report on Corporate Governance as stipulated under the SEBI (Listing Obligations and Disclosure Requirements) Regulations, 2015 annexed to this report forms an integral part of this report.

Business Responsibility Report

The Business Responsibility Report as stipulated under Regulation 34 (2) of SEBI (LODR) Regulations, 2015 is forms part of this Directors' Report.

Consolidated Financial Statements

The Consolidated Financial Statements of the Company for the financial year ended March 31, 2021, prepared in accordance with Section 129(3) of the Companies Act 2013 and relevant accounting standards form part of the Annual Report.

The Consolidated Financial Statement have been prepared under equity method along with Company's Standalone Financial Statements.

Associate Company

FACT-RCF Building Products Limited (FRBL) and Kerala Enviro Infrastructure Ltd. are the associate companies of FACT. During the financial year 2020-21, no Company has become/ceased to become subsidiaries/Joint Ventures/ Associate Company of FACT. In accordance with the provisions of Section 129(3) of the Companies Act, 2013, a statement containing salient features of the financial statements of the associate companies and joint ventures in Form AOC-1 is provided as part of the Annual Report.

Report on financial position and Performance of Joint Venture

During the financial year 2020-21, the financial results of FRBL show a net loss of ₹ 5.99 crore. Due to the accumulated loss, the entire networth of FRBL has been eroded. The Company has created provisions for the entire investment and advances made in FRBL.

The financial results of Kerala Enviro Infrastructure Ltd. for the financial year 2020-21 shows a profit of ₹ 1.16 Crore.

Sustainable Development

Your Company is giving priority on implementing several sustainable development activities. FACT Cochin Division is having 10 KW Solar unit and is planning for 6 MW solar energy project to increase sustainable energy input.

DIRECTORS' REPORT

Roadmap for sustainability / Capital Projects

During the financial year 2019-20, Union Cabinet has accorded approval for CAPEX worth Rs. 608 crores for implementing essential capital jobs with a view to enhance the reliability of production plants and compliance with changing statutory requirements and setting up of additional raw material storage tanks and 1650 TPD Factamfos plant.

Department of Fertilizers has accorded approval for recruitment of 234 employees for restart of Caprolactam operation on 5th May, 2021. The Company is planning to restart Caprolactam operation during the financial year 2021-22 after completing major maintenance activities and installing online effluent monitoring facilities.

Company also plans to invest in critical renovation and modernizing schemes for debottlenecking raw material and product handling facilities.

The main capex projects under the consideration of the Company are as follows.

1650 TPD Factamfos plant at FACT Cochin Division at Ambalamedu

The Company is planning to setup a 1650 TPD plant for production of NP 20.20.0.13. Environmental clearance has already been received and the project is under the tendering stage.

Additional Ammonia Storage of 10000 MT at Cochin Division

The Company is planning to setup additional Ammonia storage tank of 10000 MT at Cochin Division at Ambalamedu. The project is under tendering stage.

Phosphoric Acid storage tank at Willingdon Island

Work order has been issued for setting up of additional Phosphoric Acid storage tank at Willingdon Island.

Two Sulphuric Acid storage facility (5000 MT) at Cochin Division

Civil foundation work is in progress for construction of Sulphuric Acid storage tank at FACT Cochin Division. Work order has been issued for fabrication and erection of the tank.

Construction of New barge for transportation of Ammonia

Work order has been issued for construction of new Ammonia Barge and Bullets for transportation of Ammonia and the work is in progress.

Reconstruction of South Coal Berth at Cochin Port Trust

The Company has signed an MoU with Cochin Port Trust for reconstruction of Ammonia Berth at Willingdon Island and the work is in progress.

ISO Certification

All fertilizer plants in Udyogamandal Complex and Cochin Division are certified for ISO 14001:2015. FACT Cochin Division was certified for ISO 14001:2018. The Certificate is valid for 3 years from 12th January, 2021. FACT Cochin Division was certified as an ISO 9001-2015 Company.

DIRECTORS' REPORT

Pollution Control Activities

FACT gives top priority to ensure clean air and better living environment to the inhabitants in and around the factory. The effluent treatment plant and emission control facilities are kept in operation along with the plant throughout the year. Treated effluent and gas emissions discharged from plants conform to the standards prescribed by the Kerala State Pollution Control Board.

The Fuel required for startup and shut down activities in 550TPD Sulphuric Acid Plant has been changed over from Kerosene to Re-Gasified Liquefied natural Gas (RLNG). By doing so, fuel consumption in 550 TPD Sulphuric Acid plant has been reduced, since natural gas has a higher caloric value. Being a green fuel, pollutant concentration in gaseous emission has been minimized.

The 600 TPD Sulphuric Acid plant took a leap ahead by changing over its fuel from Kerosene to the clean energy fuel – RLNG.

As per directions from Central Pollution Control Board (CPCB) & Kerala State Pollution Control Board (KSPCB), continuous online monitoring and web uploading of emission parameters has been implemented. All analyzers have been installed as per guidelines and the parameters are uploaded in KSPCB & CPCB websites.

The Company could maintain all effluent parameters within limits as specified by the statutory authority. As per an agreement between FACT and Kerala Enviro Infrastructure Limited (KEIL), the accumulated stock of hazardous wastes viz., spent V2O5 catalysts and Sulphur Muck were sent to KEIL for final disposal.

Awards and recognitions

1. FACT has won the **“SKOCH GOLD award for Corporate Excellence”** on 20-02-2021
2. FACT Cochin Division has won the Award for Outstanding Safety Performance **“Sreshta Suraksha Puraskar”** In Very large Factories category from National Safety Council, Kerala Chapter (NSC-KC)
3. FACT Cochin Division has bagged Award for EXCELLENCE IN SAFETY MANAGEMENT constituted by National Safety Council, Kerala Chapter (NSC-KC).
4. Employees of FACT Cochin Division secured first prize in All Kerala Safety Quiz Competition and All Kerala Safety Essay (English) writing completion for Industrial Employees organized by NSC-KC.
5. FACT Cochin Division has won the Safety Award – 2020 in the Category of Very Large Chemical Factories constituted by the Factories and Boilers Department, Government of Kerala.
6. Safety Committee of FACT Udyogamandal Complex has won the award for Best Safety Committee Organized by the Factories and Boilers Department, Government of Kerala.
7. FACT - Cochin Division is awarded “Winner” under the category ‘Large scale deployment of Energy Efficient Motors’ in the 4th edition of CII National Energy Efficiency Circle competition held in June 2020

Official Language

FACT is giving utmost priority to the implementation of the Official Language Act and Rules issued from time to time by the Ministry of Home Affairs, Government of India. Meetings of the Official Language Implementation Committee are held regularly under the chairmanship of Chairman & Managing Director of the Company. In order to create enthusiasm in the Official Language among the employees, Hindi Department regularly organizes several programs

DIRECTORS' REPORT

for the employees and officers of various divisions of the company. Hindi Fortnight celebrated at corporate level with various competitions and prizes are given to the winners.

The Company is organizing Hindi workshops and training programmes for employees on quarterly basis to give information about Official Language Rules. In order to do more official work in Hindi, the company gives cash incentives to the employees.

Public procurement policy of Micro and Small Enterprises (MSEs) Order 2012

During the financial year 2020-2021, the Company has procured material worth Rs. 107.98 crore from MSEs. Most of the feed stocks and Fertiliser inputs procured by FACT are not available with the MSEs. FACT has paid all dues pertaining to MSEs and no dues are pending as on date.

Company is giving priority to Micro and Small Enterprises for procurement as per directives issued by the Government of India from time to time.

FACT is registered with TReDs platform of Receivable Exchange of India Limited (RXIL) a joint venture by SIDBI and NSE for providing bills discounting facilities to MSMEs.

Directors and Key Managerial Personnel

Appointments

Pursuant to the Government of India, Ministry of Chemicals & Fertilisers, Department of Fertilisers, Order No.95/1/2019-HR-PSU dated 01st September, 2020, Ms. Aparna S Sharma, was appointed as Government Nominee Director on the Board of the Company.

Government of India, Ministry of Chemicals & Fertilisers, Department of Fertilisers, vide Order No.88/03/2017-HR-1 dated 10th November, 2020, appointed Shri S Sakthimani, as Director (Finance) of the Company.

Government of India, Ministry of Chemicals & Fertilisers, Department of Fertilisers, vide Order No.86/1/2017-HR-I dated 22nd March, 2021, Shri A S Kesavan Nampoori, was appointed as Director (Technical) of the Company.

Retirements and Resignations

On superannuation, Shri A Ganesan, Director (Finance) ceased to be the Director of the Company with effect from 31.07.2020.

Consequent to Government of India, Ministry of Chemicals & Fertilisers, Department of Fertilisers, Order No 95/1/2019-HR-PSU dated 01st September, 2020, Ms Gurveen Sidhu ceased to be the Government Nominee Director on the Board of the Company with effect from 01.09.2020.

On completion of the term, Shri Harsh Malhotra, who was holding additional charge of Director (Technical), FACT ceased to be Director of the Company with effect from 01.12.2020.

The Board place on record its appreciation on the valuable services rendered by Shri A Ganesan Director (Finance), Ms Gurveen Sidhu, Government Nominee Director and Shri Harsh Malhotra, Director (Technical)

DIRECTORS' REPORT

Reappointment of Independent Directors

During the financial year 2020-21, no Independent Directors has been reappointed on the Board of the Company as per section 149 (10) of the Companies Act 2013.

Disqualification of Directors

None of the Directors has committed any disqualification as provided under section 164 of the Companies Act 2013.

Annual Evaluation of Board.

FACT being a Government Company, all appointments on the Board is made by the Government of India, Ministry of Chemicals and Fertilizers, Department of Fertilizers. The performance of Directors are evaluated by the Ministry of Chemicals & Fertilizers, Department of Fertilizers, Government of India. As per Government of India, Ministry of Corporate Affairs notification dated 5th June 2015, clause (e) and (p) of sub-section 3 of Section 134 of the Companies Act 2013 relating to appointment, remuneration and Annual evaluation of Board on its performance are not applicable to FACT.

However, suitable mechanism is being evolved for Annual Performance evaluation of Board as per SEBI (LODR) Regulation 2015.

Declaration of Independent Directors

The Independent Director had made declaration of independence under sub-section (6) of Section 149 of Companies Act, 2013 during the financial year 2020-21.

Meetings of the Board

During the financial year 2020-21, Five meetings of the Board were convened and held. The details of the meetings of the Board of Directors are given in the report on Corporate Governance, which is part of this report. The intervening gap between the meetings was within the limit prescribed under the Companies Act 2013.

Secretarial Standards

Your Directors state that applicable Secretarial Standards i.e. SS-1 and SS-2 relating to "Meetings of the Board of Directors" and "General Meetings" respectively, have been followed by the Company.

AUDITORS

(1) Statutory Auditors and Statutory Auditor's Report

M/s. K Venkatachalam Aiyer & Co., Chartered Accountants, Kochi, was appointed as Statutory Auditors of the Company for the financial year 2020-21 by the Comptroller and Auditor General of India. M/s Sundar & Ram, Chartered Accountants, Chennai, was appointed as Branch Auditors for the year 2020-21, for the Area / Regional Offices at Tamil Nadu and Kerala, by the Comptroller and Auditor General of India. M/s Akasam & Associates, Chartered Accountants, Hyderabad, was reappointed as Branch Auditors for the year 2020-21 for the Area / Regional Offices at Andhra Pradesh, Telangana and Karnataka States by the Comptroller and Auditor General of India.

The report of the Statutory Auditors on the financial statements for the financial year 2020-21 is a qualified report. Clarification of the Management in respect of qualification in Auditor's Report is given below.

DIRECTORS' REPORT

AUDITOR'S QUALIFICATION	MANAGEMENT REPLY
As explained in Note #1.2.2 and Note #35 regarding the sale of land and conversion of lease hold to free hold land to the Company, though the Government of Kerala (GoK) has accorded freehold right to the Company over 143.22 acres of land during the financial year 2019-20, the Company is yet to receive freehold title. According to the Company, the fair value of the non-monetary asset of freehold title of the land converted as required under Ind AS 16-Property Plant and Equipment and the consequent revenue cannot be recognised at this stage, not quantified. In view of this, we are unable to comment on the compliance of the said Ind AS and the impact thereof on the financial statements.	The Audit Qualification is relating to sale of land to Government of Kerala during the financial year 2019-20 as per the decision of the Union Cabinet. Statutory Auditors have not quantified the Impact of Audit Qualification. FACT has complied with the directive of the Union Cabinet on sale of land and received the consideration also. The observation is relating to conversion of 143.22 acres of leasehold land held by the Company to freehold. Pending issue of title deed and other formalities in connection with conversion, Company continues the classification of said land as leasehold land. Since there is no change in the status of the land, as per the books of the Company, the Compliance of IND AS does not arise.

(2) Cost Audit

As prescribed under section 148 of the Companies Act ,2013, read with the Companies (Cost Report and Audit) Rules 2014, the cost accounting records are being maintained by the Company. M/s Rajendran, Mani & Varier, Cost Accountants, Kochi has been appointed as Cost Auditors of the Company for the year 2020-21. Cost Audit report for the financial year 2019-20 was filed with Ministry of Corporate Affairs on 01.12.2020.

(3) Secretarial Audit

M/s SVJS & Associates, Company Secretaries, Kochi, has been appointed as Secretarial Auditors of the Company for the year 2020-21. The report of the Secretarial Auditor is annexed to this report as **Annexure-1**. The Secretarial Auditor has made the following observations in their Secretarial Audit Report.

'The Board of directors of the Company comprises of Executive and Non-Executive Directors. As per Regulation 17 (1) of the Securities and Exchange Board of India (Listing Obligations and Disclosure Requirements) Regulations, 2015, the board of directors shall have an optimum combination of executive and non-executive directors with at least one woman director and not less than fifty per cent of the board of directors shall comprise of non-executive directors. During the financial year 01.04.2020 to 31.03.2021, fifty per cent of the Board of directors of the Company does not comprise of Independent Directors and non-executive directors. The Audit Committee, Stakeholder Relationship Committee and Nomination Remuneration Committee comprises of only one Independent Director. Further, the Company has not appointed women Independent Director.'

Explanation on observations made by Secretarial Auditors in their report are as under;

Your Company is a Central Public Sector Undertaking, under the administrative control of Department of Fertilizers, Ministry of Chemicals & Fertilizers, Government of India, and Directors on the Board of the Company are nominated / appointed by the Government of India. Once the Company receive notification from the Government of India on appointment of Non-official Part time (Independent) Directors, the Company shall comply the provisions of SEBI (LODR) Regulation on appointment of Directors. The Company shall also reconstitute the Sub-committees of the Board in line with SEBI (LODR) Regulations, once the notification on appointment of Independent Directors is obtained.

The Company will comply the provisions of regulations 17(1) of SEBI (Listing Obligations and Disclosure Requirements) Regulations 2015, once the notification of appointment of Independent Directors is issued by the Government of India

DIRECTORS' REPORT

Audit Committee

In line with the provisions of Section 177 of the Companies Act 2013 and SEBI (Listing Obligations and Disclosure Requirements) Regulations, 2015 an Audit Committee of the Board has been constituted. Details of Members/ Meetings of the Audit Committee are elaborated in the report on Corporate Governance annexed here with. There were no instances in which the Board has not accepted any recommendation of the Audit Committee.

Public Deposit

During the financial year 2020-21, the Company has not accepted any deposit from public.

Investor Education and Protection Fund (IEPF)

During the year 2020-21 FACT has not transferred any amount to Investor Education and Protection Fund. No amount is pending for transfer to IEPF.

Market Capitalization - Top 500 Companies

Based on Market Capitalization as on March 31, 2021, your Company is one among the top 500 listed Companies.

Contract or arrangement with related parties

The transactions entered with related parties for the year under review were on arms length basis and in the ordinary course of business. The disclosure in form No AOC-2 for the transactions with related parties during the period under review is enclosed as **Annexure -2**.

Corporate Social Responsibility

FACT continues to give priority on various Social Responsibility measures during the financial year 2020-21. The Company has constituted a Board level Committee as per the provisions of Companies (Corporate Social Responsibility Policy) Rules 2014. Annual Report on CSR as per the provisions of Companies (Corporate Social Responsibility Policy) Rules 2014 is annexed to this report as **Annexure-2A**.

Risk Management

FACT has formulated a risk management policy for identification of potential area of risk and mitigation of the same. FACT is having adequate risk management infrastructure in place capable of addressing all potential risks.

Vigil Mechanism & Whistle Blower Policy

FACT is having a vigil mechanism for directors and employees to report their concerns. The Directors and employees can approach Chairman, Audit Committee of the Board directly and report their concern in appropriate case. The vigil mechanism and whistle blower policy is published in the web site of the Company www.fact.co.in.

Code of Conduct

FACT is having a code of conduct known as FACT Code of business Conduct and Ethics applicable to the members of the Board and all senior executives of the Company. The code has been posted on the Company's website www.fact.co.in.

The code lays down the standard procedure of business conduct which is expected to be followed by the Directors and Senior Executives of the Company.

DIRECTORS' REPORT

The Board members and Senior Executives of the Company have affirmed compliance of the code of Conduct for the financial year 2020-21.

Prevention of Insider Trading

No instances of insider trading have been reported on FACT shares till date. A code of conduct for prevention of insider trading and code for corporate disclosure is published in the website of the company, www.fact.co.in.

Particulars of Loan given, Investment made, Guarantees given and Securities provided

Particulars of Investment made by the Company, are provided in the financial statement for the year 2020-21.

During the financial year 2020-21, FACT has not provided any loan/guarantee or made any investment within the purview of Section 186 of the Companies Act 2013.

Disclosure under the Sexual Harassment of Women at Workplace (Prevention, Prohibition and Redressal) Act, 2013

The Company has formulated an Anti Sexual Harassment Policy in line with the requirements of The Sexual Harassment of Women at the Workplace (Prevention, Prohibition and Redressal) Act, 2013. An Internal Complaints Committee (ICC) has been set up to redress complaints received regarding sexual harassment.

Following are the summary of sexual harassment complaints received and disposed off during the period under review:

Number of complaints at the beginning of the year: Nil
 Number of complaints received during the year: Nil
 Number of complaints disposed off during the year: Nil
 Number of complaints at the end of the year: Nil

Particulars of Employees

During the year under review, none of the employees of the Company had drawn remuneration in excess of the limit prescribed under section 134 (3)(c) of the Companies Act, 2013 read with Companies (Appointment of Managerial personnel) Rules 2014.

Vigilance

Vigilance Department in FACT is an integral part of the Management function. This Department functions with the concept of "Vigilance for Corporate Excellence" and works with a moto "committed to Institute and Internalize ethical practices in FACT". Adopting an approach of proactive and preventive Vigilance, this Department strives to improve the quality management systems within FACT by creating a corruption free environment for each individual to strive for high level performance towards achieving the Vision and Mission of FACT.

The work profile of Vigilance Department includes investigation of complaints received from various sources, surprise inspections, regular surveillance/intelligence gathering, scrutiny of procurement/contract files, scrutiny of property returns of employees, coordination with CVC and other Government Departments.

During the financial year 2020-21, the Company has observed Vigilance awareness week from 27th October 2020 – 2nd November, 2020, in line with the decision of Central Vigilance Commission and conducted several programs to create vigilance awareness.

DIRECTORS' REPORT

Integrity Pact

An integrity Pact in line with Government of India guidelines in this regard has been finalised and implemented in the company.

The Right to Information Act 2005

FACT is complying the provisions of the Right to Information Act 2005 and the details relating to Public Information Officer, Assistant Public Information officer, Appellate Authority, Nodal officer etc. are published in the website of the Company www.fact.co.in.

Extract of Annual Return

The Extract of Annual Return of the Company as provided under Sub section (3) of Section 92 of Companies Act, 2013, is published on the website of the Company, www.fact.co.in

Conservation of Energy, Technology Absorption and Foreign Exchange Earnings and Outgo

Information regarding the conservation of energy, technology absorption, and foreign exchange earnings and-outgo as required to be disclosed in terms of the Companies (Accounts) rules 2014 is set out in a separate statement attached to this report.

Dividend Distribution Policy

In terms of the Regulation 43A of SEBI (LODR) Regulations, 2015, the Board of Directors of your Company have adopted Dividend Distribution Policy. The Policy is available on the website of the Company, www.fact.co.in

Director's Responsibility Statement

Pursuant to Section 134(3)(c) of the Companies Act, 2013, your Directors hereby state that:

- (a) in the preparation of annual accounts for the year ended March 31, 2021, the applicable accounting standards had been followed along with proper explanation relating to material departures.
- (b) the directors have selected such accounting policies and applied them consistently and made judgments and estimates that are reasonable and prudent so as to give a true and fair view of the state of affairs of the Company as at March 31, 2021 and of profit and loss statement for the year ended March 31, 2021.
- (c) the directors have taken proper and sufficient care for the maintenance of adequate accounting records in accordance with the provisions of this Act, for safeguarding the assets of the Company and for preventing and detecting fraud and other irregularities.
- (d) the directors have prepared the annual accounts on a going concern basis.
- (e) the directors have laid down internal financial controls to be followed by the company and that such internal financial controls are adequate and were operating effectively; and
- (f) the directors have devised proper systems to ensure compliance with the provisions of all applicable laws and that such systems were adequate and operating effectively.

DIRECTORS' REPORT

General

The Board of Directors state that no disclosure or reporting is required in respect of the following items as there were no transactions on these items during the year under review.

1. Details relating to deposits covered under Chapter V of the Act.
2. Issue of equity shares with differential rights as to dividend, voting or otherwise.
3. Issue of shares (including sweat equity shares) to employees of the company under any scheme.
4. The Company does not have any scheme of provision of money for the purchase of its own shares by employees or by trustees for the benefit of employees.
5. Neither the Managing Director nor the whole time Directors of the Company receive any remuneration or commission from its Associate Company.
6. No significant or material orders were passed by the Regulators or Courts or Tribunals which impact the going concern status and Company's operations in future.
7. No fraud has been reported by the auditors to the Audit Committee or to the Board.

Acknowledgement

Your Directors gratefully acknowledge the valuable guidance and support extended by Hon'ble Minister of Chemicals and Fertilisers, Hon'ble Minister of State for Chemicals and Fertilisers, Hon'ble Chief Minister of Kerala, the Secretary, Ministry of Chemicals and Fertilisers and other officials of the Ministry of Chemicals and Fertilisers as well as other Ministries of the Government of India, Department of Public Enterprises and the State Governments of Kerala, Tamil Nadu, Karnataka, Andhra Pradesh, Telangana, Bihar, Odisha, West Bengal and Union Territory of Puducherry.

The Directors deeply appreciate the committed efforts put in by the employees and look forward to their dedicated services and endeavor in the years ahead to enable the Company to scale greater heights.

The Directors also acknowledge the continued support extended by the Shareholders, Dealers, Suppliers, Bankers, Valued Customers and Auditors of the Company, the Press and Electronic Media.

For and on behalf of the Board of Directors

(Kishor Rungta)
Chairman And Managing Director
DIN-00231106

Place : Udyogamandal
Date : 23-08-2021

ANNEXURE TO DIRECTORS' REPORT

'Annexure to Directors' Report

Particulars Required under Rule 8 (3) of Companies (Accounts) Rules 2014

A. Conservation of Energy.

Steps taken or impact on conservation of energy.

1. FACT – Cochin Division has successfully converted one stream in Factamfos stream dryer burner from Furnace Oil to Greener Fuel Natural Gas. Conversion of FACTAMFOS dryer burner to RLNG is in progress.
2. Conversion of Fuel from Furnace oil to Regasified Liquefied Natural Gas (RLNG) in 300 TPD and 150 TPD Ammophos plant is in progress. The project is expected to be completed shortly.
3. Distribution Control System (DCS) has been commissioned in Ammophos plants and Sulphuric Acid plants.

B. Technology Absorption

i. Efforts made

1. A scheme was implemented by diverting and using the compressor house cooling water outlet to the cooling tower of 550 TPD Sulphuric acid plant.
2. The Fuel required for startup and shut down activities in 550TPD Sulphuric Acid Plant has been changed over from Kerosene to Re-Gasified Liquefied Natural Gas (RLNG).

ii. Benefits derived

1. The scheme for using the compressor house cooling water outlet to the cooling tower has resulted in saving about 30 m³/h of industrial water.
2. Improvement of performance of the air compressor and dryer unit due to the use of water from cooling tower.
3. By changing Kerosene to RLNG, fuel consumption in 550 TPD Sulphuric Acid plant has been reduced. Being a green fuel, pollutant concentration in gaseous emission has been minimized.

iii. Imported technology

No technology has been imported during the Financial Year 2020-2021.

iv. The major activities of Research & Development (R&D)

1. **Quality Control Cell:** Research & Development Centre is monitoring the quality of finished chemical fertilizers both in manufacturing units and field godowns, distributors and dealers for evaluating the quality as per the direction of Ministry of Agriculture, Government of India (GOI).
2. **Testing and Certification of Rock Phosphate (RP) and Single Super Phosphate (SSP) samples in connection with Technical audit of SSP Manufacturing Units:** R&D is engaged in Testing and Certification of Rock Phosphate (RP) and Single Super Phosphate (SSP) samples collected by FEDO in connection with Technical audit of SSP Manufacturing Units in all southern states and Maharashtra. This project is entrusted to FEDO by Dept. of Fertilizers, GOI. R&D has issued certification for about 85 samples during the year 2020-21 on chargeable basis.

ANNEXURE TO DIRECTORS REPORT

- 3. Bio-fertiliser Production:** R&D produces biofertilizers such as Rhizobium, Azospirillum and Phosphate Solubilizing Bacteria (Phosphobacter) from its 150 TPA plant, which is established with partial assistance of one time grant in aid from Ministry of Agriculture, GOI.
- 4. Training & Development:** R&D imparts Project guidance to B.Tech, M.Tech, M.Sc Biotechnology, Microbiology and chemistry students on chargeable basis as part of their curriculum requirement.

Details of expenditure on R&D are given below.

EXPENDITURE ON R&D

₹ in Lakh

Year	Capital	Revenue	Total	As % of total Turnover
2018-2019	0	140.26	140.26	0.070
2019-2020	0	91.73	91.73	0.030
2020-2021	0	59.26	59.26	0.018

C. Foreign Exchange Earnings and Outgo

Details of foreign exchange earnings and outgo are given below.

Foreign Exchange Earnings and Outgo			
		Current Year	Previous Year
			₹ in Crore
1	Foreign Exchange Earned	0	0
2	Foreign Exchange Outgo		
	(i) CIF value of Imports		
	(a) Raw Materials	883.93	885.27
	(b) Traded Products	269.21	58.12
	(c) Spares and Other materials	4.49	0.83
	(d) Capital Goods	1.29	0.00
		1158.92	944.22
	(ii) Expenditure in Foreign Currency (Cash Basis)		
	(a) Consultancy Services	0.00	0.00
	(b) Others	0.57	0.56
		0.57	0.56
	Total (i + ii)	1159.49	944.78

Place : Udyogamandal
 Date : 23-08-2021

(Kishor Rungta)
 Chairman & Managing Director
 DIN-00231106

MANAGEMENT DISCUSSION AND ANALYSIS REPORT

Industry Structure and Development

Fertilizer Industry in India has played a vital role in the Green Revolution and to increase the production of food grain to ensure food security of the nation. Main objective of Indian fertilizer industry is to ensure the supply of primary and secondary nutrients in the required quantity.

In India consumption of fertilizer is showing an increasing trend. The increase in the consumption of fertilizer has resulted in increase in production of food grain in the country over the years.

Fertilizer Industries provide vital nutrients for crops. As an agrarian economy, a number of small and marginal farmers are depending on agricultural activities for their livelihood.

Government of India has brought about economic reforms and has ensured that fertilizers are available at affordable prices to farmers to increase the agriculture productivity. The Fertilizer Industry is closely tied up with many other industries and the cost of production of fertilizers can be affected by several economic factors including supply and demand, commodity prices and global supply.

Over the years, India has improved the production capacity of fertilizers and India could manage substantial requirements of fertilizers through the indigenous industry. However, the raw materials and intermediates for the same are largely imported.

The spread of pandemic COVID19 has posed many challenges to fertilizer industry in India. The Govt. of India took adequate measures to ensure that fertilizers are available to the farmers at reasonable rate during the pandemic situation also. Govt. of India has announced ₹ 65,000 Crore as additional fertilizer subsidy on 12th November, 2020 as a measure to boost fertilizer industry in India. Considering the unprecedented increase in the price of fertilizer inputs, Govt. of India has increased subsidy for DAP and other phosphatic fertilizers on 16th June, 2021.

Increase in the price and over dependence on import for fertilizer inputs are the major challenges being faced by the fertilizer industry in India.

The Fertilisers and Chemicals Travancore Limited (FACT) was incorporated in 1943. In 1947, FACT started production of Ammonium Sulphate with an installed capacity of 10,000 MT per annum at Udyogamandal, near Cochin. In the year 1960, FACT became a Kerala State PSU and on 15th August, 1962, Government of India became the major shareholder.

From a modest beginning, FACT has grown and diversified into a multi-division/multi-function Organisation with basic interest in manufacture and marketing of Fertilisers and Petrochemicals, Engineering Consultancy and Design and Fabrication and Erection of Industrial Equipment.

Installed capacity of FACT plants are given below.

Product	Installed Capacity
a. Factamfos (NP 20:20)	633,500 MT per annum
b. Ammonium Sulphate	225,000 MT per annum
c. Caprolactam	50,000 MT per annum

MANAGEMENT DISCUSSION AND ANALYSIS REPORT

FACT's mission is to be a significant player in Fertilisers, Petrochemicals and other business such as Engineering and Technology services.

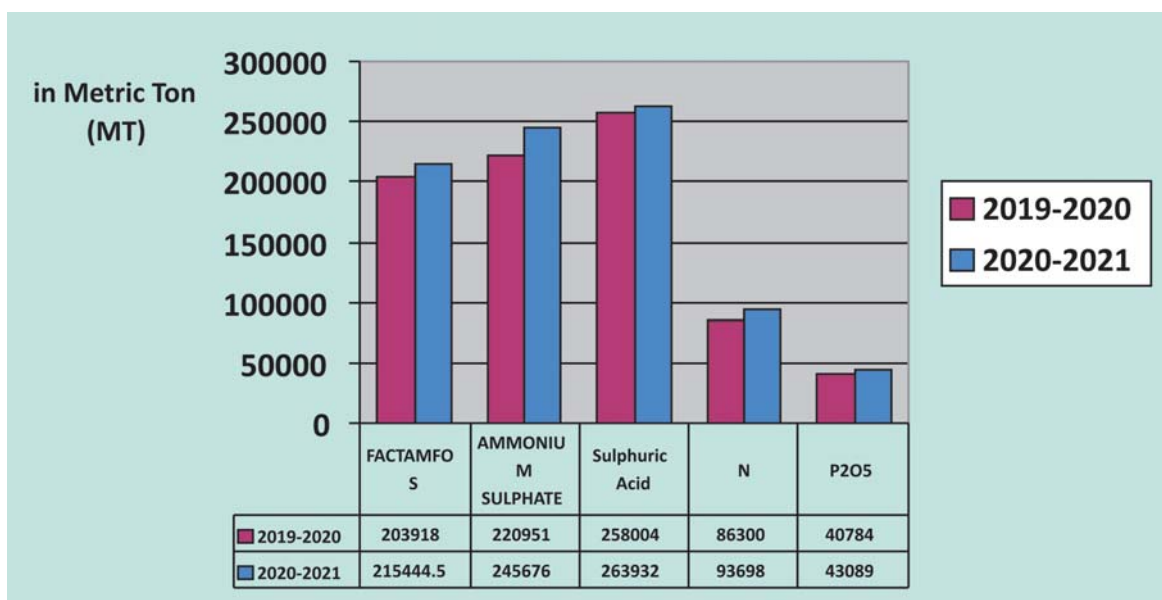
FACT's objectives are:

- To produce and market Fertilisers & Caprolactam and other products efficiently and economically, besides achieving a reasonable and consistent growth.
- Turnaround of the CPSE by all efforts.
- To effectively manage the assets and resources of the company to ensure a reasonable return on investment
- To focus on cost reduction and technology upgradation in order to become competitive in its line of business.
- To constantly innovate and develop new products and services to satisfy customer requirements.
- To invest in new business lines, where profit can be made on a sustainable basis.
- To provide services to the farming community by organizing technical training, soil testing and other productivity improvement services in agriculture.

Performance of Divisions 2020-21

a. Udyogamandal Complex:

Fertilizer Units: During the year 2020-21 Udyogamandal Complex produced 215444.5 MT of Factamfos, (NP 20:20:0:13), which is 145.08% of the installed capacity and 105.61% of MoU target. Ammonium Sulphate production during the year 2020-21 was 245676 MT, which is 109.19% of the installed capacity and 111.42% of MoU target. During the financial year 2019-20 production of Factamfos and Ammonium Sulphate were 203918 MT and 220951 MT respectively.



MANAGEMENT DISCUSSION AND ANALYSIS REPORT

Nutrient wise production during 2020-21 was 93698 MT of Nutrient Nitrogen as against MoU target of 86223 MT and 43089 MT of P_2O_5 against MoU target of 40800 MT.

The Annual production of Sulphuric Acid for the year 2020-21 was 263932 MT, which is all time highest production surpassing the previous record of 258004 MT in financial year 2019-20.

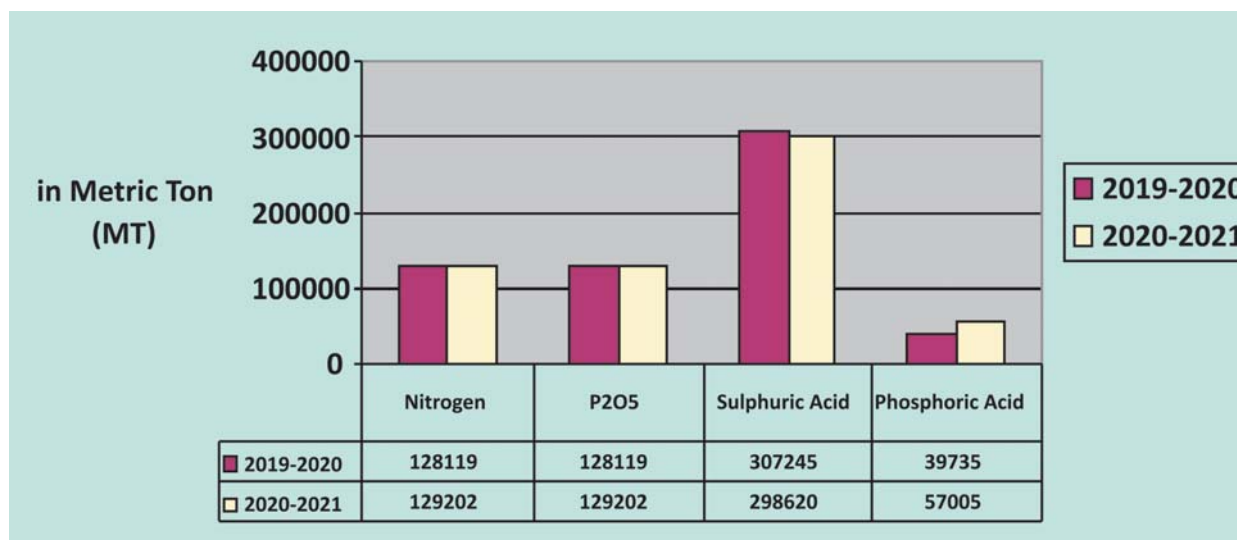
Petrochemical Unit: During the year, 216532 MT of Ammonium Sulphate liquor was produced through Direct Neutralization process in Petrochemical unit for the production of Ammonium Sulphate. The trial run of Petro plants was carried out from 25.03.2021 to 27.03.2021

Inspection and essential repair & replacement activities along with preservation of equipment were carried out during the year 2020-21 for the continuous run of Petro Plants. The Company is planning to restart Caprolactam operations during the financial year 2021-22 after completing major maintenance activities and installing online effluent monitoring facilities.

b. Cochin Division:

During the financial Year 2020-21, Cochin Division produced 129202 MT each of nutrient nitrogen and nutrient P_2O_5 , which is 133.20% of the installed capacity and 114.34 % of the MOU target. The production of Nutrient Nitrogen and P_2O_5 during the financial year 2019-20 was 128164 MT. This achievement in production is an all-time high. During the year an all-time high bagged production of 668821.05 MT of Factamfos was recorded in Cochin Division.

During the year 2020-21, the division produced 298620 MT of Sulphuric Acid and 57005 MT of Phosphoric Acid as compared to 307245 MT of Sulphuric Acid and 39735 MT of Phosphoric Acid in the year 2019-20.



c. Marketing Division:

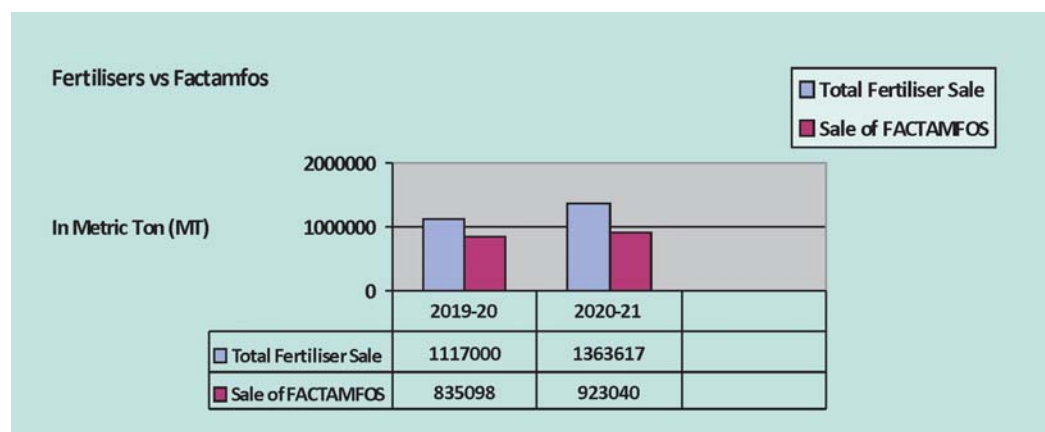
During the financial year, 2020-21, the Company had achieved sale of 13.64 Lakh MT of fertilisers as compared to the previous year sale of 11.30 Lakh MT. This is the highest among the last 20 years. Out of this, 9.23 Lakh MT of Factamfos sales was the most appreciated achievement of the year (which is the highest among the last 20 years). The sale of Ammonium Sulphate during the year was 2.51 lakh MT as compared to 2.35 lakh MT during the previous year.

MANAGEMENT DISCUSSION AND ANALYSIS REPORT

Sales of FACT Organic was remarkable and achieved a sales of 13238 MT and crossed the MoU Target of 13100 MTs in 2020-21, which is all-time high. Sales of Organic Plus were 2717 MT. Company achieved ex-factory sales of bagged gypsum to the extent of 13172 MT as against 12022 MT during the financial year 2019-20. Sale of bulk Gypsum was 2.89 Lakh MT as against 2.75 Lakh MT during the previous year.

During the financial year 2020-21, six shipments of MOP of 161104 MT and one shipment of NPK 16:16:16 of 27541 MT were imported at Tuticorin Port and sold 132036 MT MOP and 27964 MT NPK 16:16:16. The company has also expanded the fertilizer marketing areas to the States of Maharashtra, West Bengal, Gujarat, Odisha and Bihar during 2020-21 with sale of 1326 MT of Ammonium Sulphate to Maharashtra, 9461 MT of Ammonium Sulphate and 2915 MT of Factamfos to West Bengal, 1332 MT of Ammonium Sulphate and 1331 MT of Factamfos to Odisha, 3606 MT of Ammonium Sulphate and 376 MT Factamfos to Bihar. The dealer network and farming community is sensitised about the quality products of FACT's brand.

FACT Initiated new dealer appointment drive to further expanding our dealer network in other States of West Bengal, Maharashtra, Odisha, Bihar and Gujarat.



The Company envisages to recapture the potential markets of Andhra Pradesh, Telangana, Karnataka and develop markets in Maharashtra, Gujarat, West Bengal, Odisha and Bihar.

During the financial year 2020-21, FACT had expanded marketing territory to state of Bihar, by sending its first rake of fertiliser which was received at Purnia rake point on 03.01.2021.

FACT Engineering and Design Organisation (FEDO): During the year 2020-21, FEDO focused on major jobs of external clientele and achieved substantial progress in completion of major jobs in the spectrum of design, engineering, procurement and inspection fronts as well as in the Projects & Constructions.

The turnover of FEDO for the year 2020-21 was ₹ 8.58 crore as against ₹ 16.71 crore in 2019-20, including inter-divisional jobs. During the year 2020-21 FEDO received new external orders for a value of ₹ 7.50 crore as compared to ₹ 11.80 crore during the year 2019-20.

MANAGEMENT DISCUSSION AND ANALYSIS REPORT

FACT Engineering Works (FEW): The turnover of FEW for the financial year 2020-21 was ₹10.96 crore as against ₹ 16.83 crore during the financial year 2019-20, including inter-divisional jobs. During the financial year 2020-21, FEW has bagged External orders worth ₹ 22.17 lakhs compared to ₹101.63 lakhs during the financial year 2019-20

FEW is charting out plans for associating with Cochin Shipyard Limited (CSL), with a prospect to achieve more orders.

FEW has already done various critical jobs to The Indian Space Research Organisation (ISRO). Both FEDO and FEW have jointly started business development activities for creating synergy. All discussions are going on with ISRO & BRAHMOS for fabrication and installation of water flow Calibration Test Facility for PS1 and PS4 stages.

HUMAN RESOURCES DEVELOPMENT

1. Industrial Relations

During the financial year 2020-21, cordial industrial relations was maintained in all divisions of the Company. Management, Trade unions and employees associations continued to discuss and deliberate on various issues through regular meetings. The financial year 2020-21 witnessed unprecedented increase in productivity with high levels of employee commitment.

2. Human Resources

FACT values Human Resources as an important asset and recognizes the contribution of employees in achieving record productivity and sales during the year. 60 employees were added during the year to the permanent rolls. There were 1767 employees as on 31.03.2021.

An external agency has been engaged for a study on rationalization of manpower in the Company and the study is in progress.

Employees are imparted training through the FACT Training and Management Development Centre. New recruits were given induction training, and on the job training in divisions. Due to the COVID – 19 Pandemic situation, most of the training programmes during the year related to general subjects, were conducted through Webinar. A web based learning Management System has been developed and implemented in house whereby intranet users, while in office, can access learning modules on various subjects.

During the year 2020-21, the Company has implemented a series of initiatives for work life balance as well as leadership development of women employees. The Company has also undertaken Learning & Development programmes for Executives to build their technical and managerial competencies with special focus on web learning.

The Company has a Grievance Management System for redressing employee grievance by constitution of three Grievance Committees. These Committees will consider and redress the grievances based on the cadre they belong to.

3. Development of Scheduled Castes/ and Scheduled Tribes.

Employment of Reserved categories as on 31.03.2021 is given below:

No of Employees	Total	SC	ST	OBC	PWBD
	1767	228	52	671	46
Percentage of total employees		12.90	2.94	37.97	2.60

MANAGEMENT DISCUSSION AND ANALYSIS REPORT

Steps taken for the welfare of Scheduled Castes/ and Scheduled Tribes (SCs/STs):

The directive of the Government in recruitment and promotion of reserved categories are followed by the Company. There are SC/ST Employees associations functioning in the Company. SC/ ST Officers are adequately represented in the interview boards and management ensures their representations in other associations. Due consideration is given for allotment of residential quarters and also for nomination of SC/ST employees for training courses.

SC/ST Grievance Cell

An SC/ST Grievances Cell is functioning in the Company comprising of Chairman, who is also Chief Liaison Officer for matters pertaining to reservation of SC/ST, liaison officers of various divisions and officers belonging to SC/ST. The grievances received are examined in detail by the cell and appropriately redressed wherever possible.

Training

In-service training to employees is arranged through the training Department. Maximum representation is ensured for the SC/ST employees to attend in house training programmes. However, number of training programmes during the year were limited due to the outbreak of COVID-19.

Nine Scheduled Caste (SC) employees and one Scheduled Tribe (ST) employee were undergone training during 2020-21

For engagement of Apprentice under the Apprentices Act, 1961, representation as per rules is provided. The representation for SC/ST in Apprentices as on 31.03.2021 is as follows;

Total No of Apprentices	SC	ST	OBC
194	28	2	86

4. Allotment of Residential Quarters

Due consideration is given for allotment of residential quarters to SC/ST employees. 22% of the quarters are presently occupied by the SC/ST employees. Details of quarter allotted to SC/ST employees as on 31.03.2021 is furnished below:

Total Number of Employees Occupying Quarters	SC	ST
604	104	27

5. Reservation of Dealership

FACT is having 5732 dealers for distribution of fertilizers. FACT is encouraging SC/ST category dealers to apply for the dealership in accordance with policy of Department of Fertilisers, Government of India.

Total number of dealers and the representation of SC/ST in dealership as on 31.3.2021 is given below.

MANAGEMENT DISCUSSION AND ANALYSIS REPORT

Sl.No	State	Total Dealers	SC	ST
1	Kerala	2274	38	8
2	Tamil Nadu	955	65	0
3	Karnataka	1135	44	25
4	Telangana	590	5	9
5	Andhra Pradesh	735	5	1
6	Maharashtra	9	0	0
7	Gujarat	11	0	0
8	Odisha	5	0	0
9	West Bengal	8	0	0
10	Bihar	10	0	0
	TOTAL	5732	157	43

Opportunities & Threats

Opportunities

- ❖ Premium product in the complex fertilizer segment
Factamfos NP 20:20:0:13 is the most preferred complex fertilizer in South Indian Market containing Sulphur.
- ❖ Extensive Marketing network in Southern India
FACT is having extensive market network in South India. FACTs products are being marketed through dealer network of 5732 dealers.
- ❖ Substantial infrastructure facilities
FACT is having infrastructure facilities like dedicated berth for importing of raw materials and facilities for movement of fertilizer input through water ways in barges.
- ❖ Operational efficiency and high capacity utilisation of plants.
FACT plants are capable of achieving 120% - 130% of its installed capacity.
- ❖ Scope for expansion and diversification
FACT is having scope for expansion of its activities to other States. Similarly, the Company can diversify to manufacture other grades of fertilizer. The Company can also enter into manufacturing and trading of various chemicals also.
- ❖ Availability of land resources for generating additional revenue
The Company is having land resources for generating additional revenue.
- ❖ Availability of RLNG at Kochi
Petrinet LNG has set up a re-gasification / storage facility of Natural Gas at Kochi. FACT plants are connected with a pipeline of GAIL for transmission of re-gasified Natural Gas.

MANAGEMENT DISCUSSION AND ANALYSIS REPORT

Threats

❖ Increasing trend in the price of Raw Materials

The Company do not have any control over the price of raw materials. All the major fertiliser inputs are imported and prices are showing an increasing trend.

❖ Spread of COVID-19 Pandemic

Spread of COVID19 pandemic is a serious threat for the continuous operation of plants.

❖ High interest on Government of India Loan

Government of India is charging 13.5% interest on the loan availed by the Company. The liability in this regard is ₹ 240 Crore approximately per annum. This will affect the profitability of the Company.

❖ Exchange rate variations

The Company is depending upon import for fertilizer inputs. The adverse impact in exchanging rate variations is a serious threat to the profitability of the Company.

❖ Over dependence on import of raw materials and the logistics

Any delay on receipt of import of raw materials will adversely affect the production of the Company.

Segment-wise or Product-wise Performance

Details of Unit-wise/Product-wise performance is furnished separately in the Annual Report.

Risk and Concern

- Disruptions caused in product movement
- Lack of level playing field in the price of RLNG/LNG
- Non-operation of Caprolactam plant due to economic reason
- High fixed cost
- Lack of adequate infrastructure facilities
- Old vintage plants

Internal Financial Control

FACT is having an Internal Control System, commensurate with the size, scale and complexity of its operations. The Internal Audit wing of FACT headed by Deputy General Manager (Internal Audit) monitors and evaluate the efficacy and adequacy of Internal Control System in the Company. The observation of internal audit and recommendations along with corrective actions thereon are presented to the Audit Committee of the Board. Based on the recommendation of Internal Audit, the functional heads take necessary corrective actions in their functional area thereby strengthen internal control.

MANAGEMENT DISCUSSION AND ANALYSIS REPORT

Key Financial Ratios

Key financial ratios of the Company for the financial year 2019-20 and financial year 2020-2021 are given below

SL No	Particulars	2020-21	2019-2020
1	Debtors Turn Over Ratio	0.08	0.14
2	Inventory Turn Over Ratio	4.51	3.70
3	Interest Coverage Ratio	2.44	4.37
4	Current Ratio	0.87	1.08
5	Operating Profit Margin	0.19	0.11
6	Net Profit Margin	0.11	0.35

Since the net worth of the Company is negative, other ratios are not relevant to FACT.

The improvement in key financial ratios is due to improved production and financial performance of the Company.

Outlook for the future

The Company expected to continue the excellent production and marketing performance during the year 2021-22. Tie up for supply of RLNG for the year 2021-22 has been made with Petronet LNG Ltd, and Oil Marketing Companies.

The Company has submitted a financial restructuring package to Govt. of India seeking approval for conversion of a part of Government of India loan into equity and write off of interest on Govt. of India loan as on 31.03.2019 and restructuring of Govt. of India loan.

The Financial Restructuring proposal submitted by the Company is under the consideration of Department of Fertilisers. The Company expects an early implementation of the same.

Setting up of 1650 TPD Factomfos plant and implementation of the CAPEX may result in increase the fertiliser production of the Company from 10 lakh MT to 14 lakh MT and the turnover will increase from ₹ 3250 crores to ₹ 5000 crores by the year 2024-25, with a continuous profit of ₹ 250 to 300 crores per annum.

The Capex projects for the Company is progressing as per the plan.

Cautionary Statement

Statements in the Management Discussion and Analysis and in the Directors' Report, describing the Company's objectives, projections and estimates, contain words or phrases such as "will", "aim", "believe", "expect", "intend", "estimate", "plan", "objective", "contemplate", "project" and similar expressions or variations of such expressions, are "forward-looking" and progressive within the meaning of applicable laws and regulations. Actual results may vary materially from those expressed or implied by the forward-looking statements due to risks or uncertainties associated therewith depending upon economic conditions, government policies and other incidental factors. Readers are cautioned not to place undue reliance on these forward-looking statements.

Place: Udyogamandal
 Date : 23-08-2021

(Kishor Rungta)
 Chairman & Managing Director
 DIN-00231106

REPORT ON CORPORATE GOVERNANCE

REPORT ON CORPORATE GOVERNANCE

I Philosophy on Code of Governance

FACT consider Corporate Governance as a self-disciplinary code to achieve the highest standards to safe guard the interest of Shareholders and other stake-holders. It is a set of systems and practices being followed by the Company to ensure accountability, transparency and fairness in all activities. FACT has put in place a Corporate Governance structure with well defined roles and responsibilities to promote and maintain integrity, transparency and accountability.

Board of Directors is responsible for the overall governance. All matters of policy are placed before the Board. The Board accords prime importance to transparency and the long-term interest of the Company

II Board of Directors

(a) Composition and Category

Sl. No	Name of Director	Period From To	No. of Directorship /Category	Nature of Directorship in other Board
1	Shri KishorRungta	02.02.2019 Continuing	Chairman & Managing Director- Whole time Functional (Executive) Director	1
2	Shri Anupam Misra	14.07.2020 Continuing	Director (Marketing) Whole time Functional (Executive) Director	NIL
3	Shri S Sakthimani	08.03.2021 Continuing	Director (Finance) Whole time Functional (Executive) Director	NIL
4	Shri AS Kesavan Nampoori	22.03.2021 Continuing	Director (Technical) Whole time Functional (Executive) Director	NIL
5	Ms Aparna S Sharma	30.09.2020 Continuing	Part-time Official Director (Non-Executive Director)	1
6	Shri Rabinarayan Patra	07.05.2020 Continuing	Independent Director	NIL
7	Ms Alka Tiwari	21.04.2017	Part-time Official Director (Non-Executive Director)	1
8	Shri K U Thankachen*	01.06.2019 31.05.2020	Director (Marketing) Whole time Functional (Executive) Director	1
9	Shri A Ganesan	28.08.2019 31.07.2020	Director (Finance) Whole time Functional (Executive) Director	1
10	Ms Gurveen Sidhu	27.04.2018 31.08.2020	Part-time Official Director (Non-Executive Director)	2
11	Shri Harsh Malhotra*	01.12.2019 30.11.2020	Director (Technical) Whole time Functional (Executive) Director	

*Holding additional charge

REPORT ON CORPORATE GOVERNANCE

(b) Disclosure pertaining to Directors

Details of Directorship in other listed entities of the Directors are given below.

SI No	Name of Director	Name of the listed entity
1	Ms Alka Tiwari	Rashtriya Chemicals And Fertilizers Limited
2	Ms Aparna S Sharma	Rashtriya Chemicals And Fertilizers Limited

None of the Directors of the Company has been debarred or disqualified by the Securities and Exchange Board of India/Ministry of Corporate Affairs or any statutory authorities. A Certificate in this regard is annexed to this report.

(c) Details of Board Meetings & Attendance of Directors

Sl. No	Board Meeting Number	Date	Venue	Filled Strength	Directors Present
1	507	25.06.2020	Kochi	6	5
2	508	18.08.2020	Kochi	6	5
3	509	06.11.2020	Kochi	6	6
4	510	10.02.2021	Kochi	4	4
5	511	09.03.2021	Kochi	5	5

(d) Attendance in Board meetings

Sl.No	Name of Director	Period	No.of Meetings held	No.of Meetings Attended
1	Shri KishorRungta	01.04.2020 to 31.03.2021	5	5
2	Shri Anupam Misra	14.07.2020 to 31.03.2021	4	4
3	Shri S Sakthimani	08.03.2021 to 31.03.2021	1	1
4	Shri A S Kesavan Nampoori	22.03.2021 to 31.03.2021	0	0
5	Ms. Alka Tiwari	01.04.2020 to 31.03.2021	5	3
6	Ms Aparna S Sharma	30.09.2020 to 31.03.2021	3	3
7	Shri Rabinarayan Patra	07.05.2020 to 31.03.2021	5	5
8	Shri K U Thankachen	01.04.2020 to 31.05.2020	0	0
9	Shri A Ganesan	01.04.2020 to 31.07.2020	1	1
10	Ms.Gurveen Sidhu	01.04.2020 to 31.08.2020	2	0
11	Shri Harsh Malhotra	01.04.2020 to 30.11.2020	3	3

Shri Kishor Rungta, Chairman and Managing Director, Shri Anupam Misra, Director (Marketing), Shri Harsh Malhotra, Director (Technical), and Shri Rabinarayan Patra Independent Director attended the 76th Annual General Meeting of the Company held on 23.09.2020.

REPORT ON CORPORATE GOVERNANCE

III. Particulars of New Directors and Directors retiring by rotation and being re-appointed

Sl.No	Name of Director	Age	Date of Directorship	Remarks
1	Ms. Aparna S Sharma	54	30.09.2020	Director

IV. Particulars of Directors under III above are as follows:

Ms Aparna S Sharma

Ms. Aparna S. Sharma is appointed as Government Nominee Director on the Board of the Company w.e.f. September 1, 2020. She is presently Joint Secretary, Department of Fertilizers, Ministry of Chemicals and Fertilizers, Govt. of India. She is a post graduate in English Literature from Delhi University and a 1990 batch CSS Officer. She has over 25 years of work experience in various Ministries of Government of India including Department of Higher Education, Health and Family Welfare, Personnel and Training, Finance and Urban Development.

Ms. Aparna S Sharma is a member of Audit Committee of the Board.

V. Audit Committee

Sl.No	Name of Director	Nature of Directorship
1	Shri. Rabinarayan Patra– Chairman (from 27-05-2020)	Independent Director
2	Shri. Harsh Malhotra (Upto 30-11-2020)	Director (Technical)
3	Shri. Anupam Misra (from 02-02-2021)	Director (Marketing)
4	Ms Alka Tiwari (Upto 02-02-2021)	Government Nominee Director
5	Ms Aparna S Sharma (from 02-02-2021)	Government Nominee Director
Terms of reference of the Audit committee of the Board are as per the provisions of the Companies Act, 1956 / 2013 and SEBI (Listing Obligations and Disclosure Requirement) Regulations, 2015.		

Sl No	Audit Committee Meeting Number	Date	Number of Members	Number of Members Attended
1	75	25.06.2020	3	3
2	76	18.08.2020	3	3
3	77	06.11.2020	3	3
4	78	10.02.2021	3	3

VI. Nomination and Remuneration Committee

FACT is a Government Company (CIN: L24129KL1943GOI000371) in terms of Section 2 (45) of the Companies Act, 2013. The Board of Directors of FACT are nominated/appointed by the Government of India. The Government of India fixes the remuneration of Chairman and Managing Director and other Whole-time Functional Directors. The Company is not paying any remuneration to part-time official directors (Nominees of Government of India).

Remuneration of the below Board level executives are fixed on the basis of Government guidelines in this regard with the approval of the Board of Directors and Government of India.

The remuneration / wages of employees / workers are finalized on the basis of agreement with Trade Unions and with the approval of Board / Government of India.

REPORT ON CORPORATE GOVERNANCE

Details of remuneration paid to Functional Directors are separately shown in the Annual Report.

Composition of the Nomination and Remuneration Committee is given below:

Sl. No	Name of Director	Nature of Directorship
1	Shri. Rabinarayan Patra—Chairman (from 25-06-2020)	Independent Director
2	Shri Harsh Malhotra (Upto 30-11-2020)	Director (Technical)
3	Shri Kishor Rungta	Chairman and Managing Director
4	Shri Anupam Misra (from 02-02-2021)	Director (Marketing)

VII. Shareholders / Investors Grievance Committee / Stake Holders Relationship Committee

The Board of Directors of the Company has constituted a Shareholders/Investors Grievance Committee / Stake Holders Relationship Committee consisting of the following Directors to look into the Complaints/ Grievances of Shareholders.

Sl. No	Name of Director	Nature of Directorship
1	Shri. Rabinarayan Patra— Chairman (from 25-06-2020)	Independent Director
2	Shri Harsh Malhotra (Upto 30-11-2020)	Director (Technical)
3	Shri A Ganesan (Upto 31-07-2020)	Director (Finance)
4	Shri Anupam Misra (from 18-08-2020)	Director (Marketing)
5	Shri AS Kesavan Nampoori (from 22-03-2021)	Director (Technical)

The Complaints of Investors / shareholders are promptly attended to either by the Share Transfer Agent of the Company directly and no genuine complaints of Shareholders remain un-attended.

During the financial year 2020-21 FACT has not received any genuine complaints from any share holder.

VIII Risk Management Committee

FACT is one among the top 500 Companies based on Market Capitalization. FACT has constituted a Risk Management Committee in line with SEBI (LODR) Regulations, 2015.

Composition of the Risk Management Committee is given below:

Sl. No	Name of Director	Nature of Directorship
1	Shri A Ganesan (Upto 31-07-2020)	Director (Finance)
2	Shri Harsh Malhotra (Upto 30-11-2020)	Director (Technical)
3	Shri AS Kesavan Nampoori (Upto 30-09-2020)	Executive Director (Production Co-ordination)
4	Shri TP Ajithkumar (from 01-10-2020)	Chief General Manager (Production Co-ordination)
5	Shri S Sakthimani (from 08-03-2021)	Director (Finance)
6	Shri AS Kesavan Nampoori (from 22-03-2021)	Director (Technical)

REPORT ON CORPORATE GOVERNANCE

IX. Share Transfer Committee

A Share Transfer/Transmission Committee consisting of Chairman and Managing Director and Director (Finance) is constituted to approve the Share Transfer/Transmission request and to provide excellent service to members / shareholders in the matter of Transfer / Transmission of Shares.

The Committee meets regularly provided there are any Share Transmission requests to approve. As on 31.03.2021 there is no valid Share Transmission request pending for approval.

Shri K.V.Balakrishnan, Company Secretary is the Compliance Officer and the activities of the Share Transfer / Depository Agent are under the supervision of the Compliance Officer.

X. Committee on Corporate Social Responsibility

The Board of Directors of the Company has constituted a Committee on Corporate Social Responsibility as per the provisions of Section 135 of the Companies Act 2013 and the Companies (Corporate Social Responsibility Policy) Rules 2014. The members of the Committee are:

Sl.No.	Name of Director	Nature of Directorship
1	Shri RabinarayanPatra (from 25-06-2020)	Independent Director
2	Shri A Ganesan (Upto 31-07-2020)	Director (Finance)
3	Shri KishorRungta	Chairman and Managing Director
4	Shri Anupam Misra (from 18-08-2020)	Director (Marketing)

XI. Views and recommendations of Board Sub-Committees

All the recommendations made by the sub-committees of the Board have been accepted by the Board.

XII. General Meetings

Year	Date	Time	Venue	Details of Special Resolution
2017-2018	24.09.2018	02.30 PM	Udyogamandal	NIL
2018-2019	20.09.2019	03.00 PM	Udyogamandal	Resolution u/s 186(3) of the Companies Act 2013 – For investment in FACT-RCF Building Products Limited
2019-2020	23.09.2020	11.00 AM	Through Video Conferencing (VC) / Other Audio-Visual Means (OAVM)	NIL

As on date, the Company is not proposing to pass any resolution through postal ballot.

XIII. Disclosure

During the financial year 2020-21, the Company has not entered into any transactions of material nature with Directors and / or relatives that may have a conflict with the interests of the Company at large.

The Company has complied with requirements of listing agreement and guidelines of the Stock Exchanges / SEBI / other Statutory Authorities.

REPORT ON CORPORATE GOVERNANCE

During the year 2020-21, The National Stock Exchange of India Limited has imposed fines of, ₹18,50,880 for non-compliance of regulations 17(1) and 19(1) / (2) of SEBI (LODR) Regulations 2015 relating to composition of the Board and sub-committees of the Board. Since the Board of Directors are nominated by Government of India and Composition of the Board is beyond the control of the Company, a request has been submitted to the Stock exchange for waiver of fine.

XIV. Means of Communications

The quarterly Un-audited Financial results of the Company are announced within forty five days of the end of the respective quarter. The financial results are also posted in company's website www.fact.co.in.

The Company's website, www.fact.co.in provides separate section for Investors where relevant Shareholders information is available.

Un-audited financial results are sent to the Stock Exchange where the Company's shares are listed. The quarterly results are published in Business Standard newspaper and in one Malayalam language newspaper.

XV. Risk Assessment and Minimization Procedure

FACT has framed a Risk Assessment and Minimization policy as required by SEBI (LODR) Regulations 2015. The company is taking steps for minimization of risks as per the Risk Assessment and Minimization policy.

XVI. Credit Rating

During the financial year 2020-2021 India Rating has given rating on the bank facilities of the Company as follows

Long term Rating - BBB
 Short term Rating- IND A3+

XVII. General Shareholders Information

Information relating to the Annual General Meeting & Financial Calendar for 2021-2022 are given below:

77th Annual General Meeting	
Day	Wednesday
Date	22-09-2021
Time	11.00 a.m.
Venue	Udyogamandal

Financial Calendar 2021-2022	
Ist Quarter Financial Results	Published on 12th August 2021
IInd Quarter Financial Results	Will be published within 45 days from the end of the quarter.
IIIrd Quarter Financial Results	Will be published within 45 days from the end of the quarter
IVth Quarter Financial Results	Will be published within 60 days from the end of the Financial Year.
Dates of Book Closure	From 16-09-2021 to 22-09-2021 (both days inclusive)
Dividend Payment Date	No dividend is being declared

REPORT ON CORPORATE GOVERNANCE

Listing	
The shares of the Company is listed in National Stock Exchange of India Ltd, Mumbai. Listing fee has been paid to the Stock Exchange up to the year 2021-2022	
Stock code	
Name of Stock Exchange	Stock Code
National Stock Exchange of India Ltd, Mumbai	FACT

XVIII Market Price

During the financial year 2020-21, the share price of the Company touched a height of ₹ 139.20. The share price of the Company opened at ₹ 32.00 on April 1st, 2020 and closed at ₹ 109.65 on March 31st, 2021 in the National Stock Exchange of India Limited.

During the financial year 2020-21, your Company's shares were actively traded on National Stock Exchange. Based on Market Capitalization as on March 31st, 2021, your Company is one among the top 500 listed Companies.

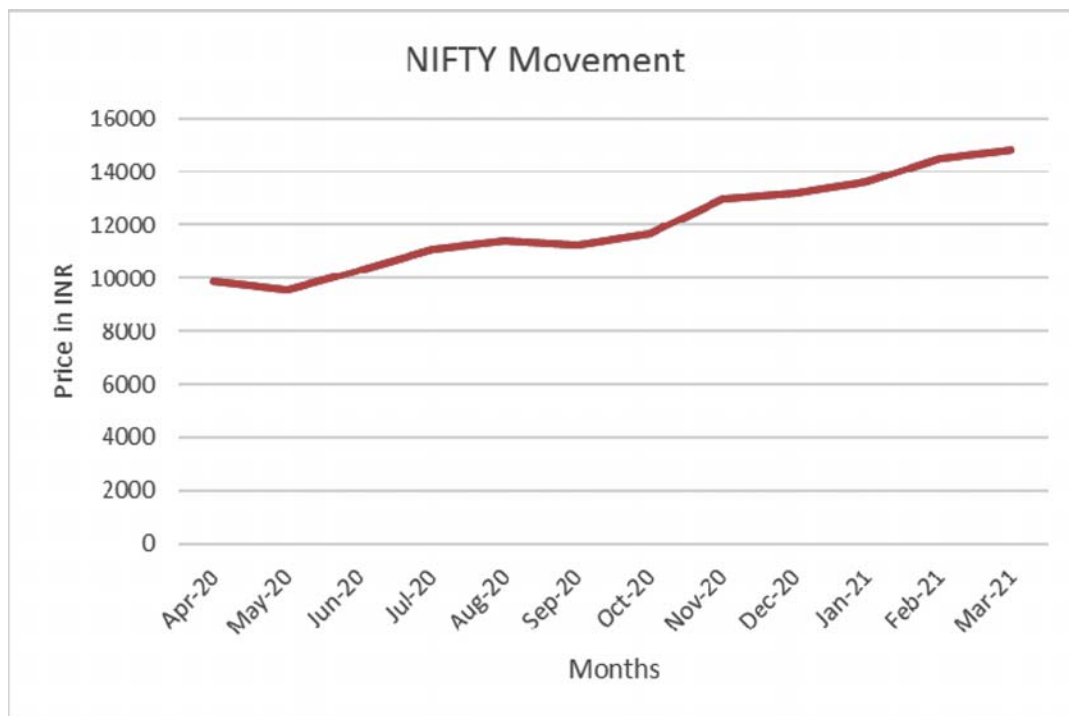
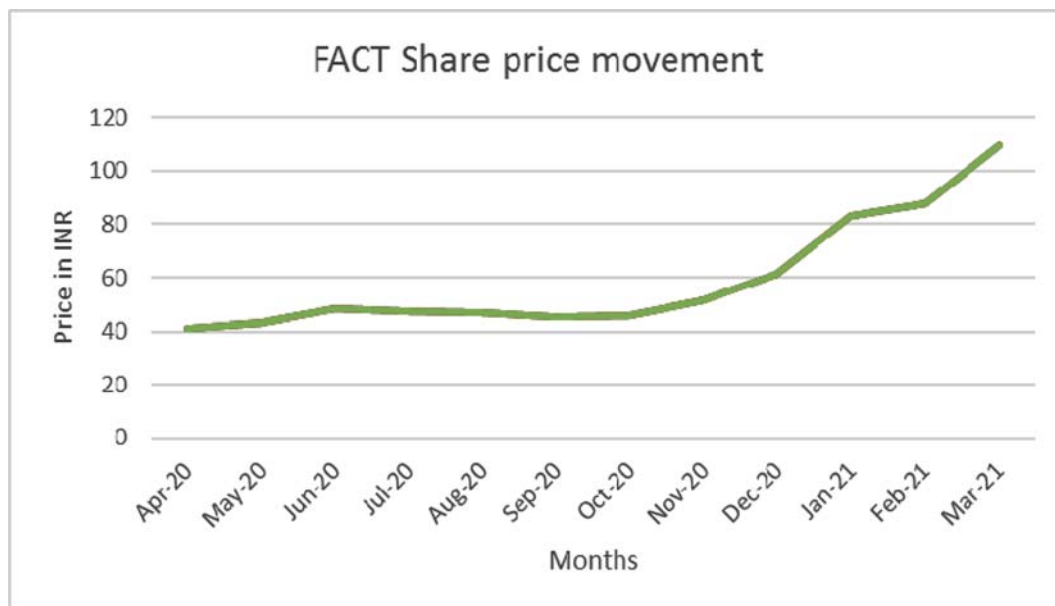
The high, low market price of Shares during each month in the financial year 2020-21 as available from the National Stock Exchange of India Limited are given below:-

Month	High (₹)	Low (₹)
April 2020	45.40	28.55
May 2020	44.85	38.80
June 2020	54.80	41.50
July 2020	52.60	45.30
August 2020	52.45	46.10
September 2020	49.15	41.20
October 2020	55.07	41.05
November 2020	55.05	45.80
December 2020	65.20	48.05
January 2021	91.20	60.35
February 2021	95.80	75.00
March 2021	139.20	87.85

REPORT ON CORPORATE GOVERNANCE

Performance of the share price of the Company in comparison to the NSE-NIFTY

The relative performance of the monthly closing price of the Company's share vis-à-vis NSE-NIFTY during the year 2020-21 is give below



REPORT ON CORPORATE GOVERNANCE

XIX Share Transfer / Depository Agent

BgSE Financial Limited,
 Stock Exchange Towers,
 51, 1st Cross, J.C.Road,
 Bangalore 560 027.

XX Share Transfer System

The Shares of FACT are compulsorily traded in De-mat form. All request for transmission of shares received are processed by the Share Transfer Agent of the Company and approved by the Share Transfer Committee of the Board.

XXI Distribution of Shareholding as on 31.03.2021

Shareholding of Nominal Value of Rs. 10/-	Share holders		Amount (₹)
	Number	% to Total	
Up to 500	28802	92.71	28112700.00
501 — 1000	1397	4.50	11638480.00
1001 — 2000	498	1.60	7799230.00
2001—3000	133	0.43	3437980.00
3001— 4000	70	0.22	2563350.00
4001—5000	66	0.21	3132100.00
5001—10000	68	0.22	5001680.00
10001 —50000	28	0.09	5593890.00
50001 and above	5	0.02	6403440330.00
Total	31067	100.00	6470719740.00

XXII De-materialization of shares and liquidity

In accordance with the direction of SEBI, trading of FACT shares have been brought under compulsory De-mat segment for all categories of investors with effect from 26th June 2001. The Company has executed tripartite agreement with both the Depositories i.e. NSDL and CDSL and the Share Transfer Agents of the Company. As on 31.03.2021, 644081116 Equity shares have been dematerialized. The summarised position of shareholders in Physical and Demat segment as on 31.03.2021 is as under

Type of Shareholding	Shareholders (Folios)		Shareholding (%)	
	Number	%	Number	%
Holding in NSDL	10199	32.83	640822340	99.03
Holding in CDSL	15423	49.64	3258776	00.50
Holding in physical	5445	17.53	2990858	00.47
Total	31067	100.00	647071974	100.00

REPORT ON CORPORATE GOVERNANCE

XXIII Audit and Audit Fees

Details of Statutory Audit fee and expenses, as per the Financial Statements for the year 2020-21 is given below. The Statutory Auditors of the Company has not rendered any services to the joint ventures/Associate Company of FACT.

Sl No	Particulars	Amount (₹ in Lakhs)
1	For Statutory Audit	10.60
2	For Other Services	10.54
3	For Expenses	3.20
	Total	24.34

XXIV List of Core Skills/ Experience/ Competencies Identified by the Board

FACT is a Government Company within the meaning of section 2(45) of the Companies Act, 2013. All members on the Board are nominated/appointed by the Government of India.

All members on the Board are possessing core skills/expertise and competencies required in the context of the business

The Company has identified the following Core Skills/ Practical Experience/ Special Knowledge/ Competencies as required in the context of its business(es) and sector(s) for it to function effectively. The same are in line with the relevant provisions of the Companies Act, 2013

1. Expertise in administration and management
2. Expertise in Finance and Accounting;
3. Law, Agriculture and Rural Economy;
4. Marketing
5. Research and Development
6. Economics;
7. Public Sector Undertaking;
8. Business Management;
9. Risk Management;
10. Human Resources;
11. General Administration
12. Any other matter the special knowledge of, and practical experience in, which would, in the opinion of the Board, be useful to the Company

The Company has identified the following skill set with reference to its Business and Industry which are available with the Board:

Name of the Director	Expertise in specific functional area
Chairman & Managing Director	Expertise in efficient Administration and Management of a Schedule A PSE, Risk Management, Public Sector Undertaking, Costing, Research and Development & Business Management
Director (Technical)	Fertilizers and Chemicals, Research and Development, Human Resources & Agriculture and Rural Economy

REPORT ON CORPORATE GOVERNANCE

Director (Finance)	Fertilizers and Chemicals, Finance, Public Sector Undertaking, Economics, Costing, Risk Management & General Administration
Director (Marketing)	International Trade, Marketing, Sales & Distribution, Logistics Management, Business Management & Strategy, Public Sector Undertaking, Contracting, Negotiations, Trade & Financing
Govt. Nominee Directors	General Administration, Finance, Fertilizers and Chemicals, Economics, Agriculture and Rural Economy & Public Sector Undertaking
Independent Directors	Law/General Administration/ Finance/Human Resources/ Agriculture /Rural Economy /Research and Development/Fertilizers and Chemicals & Agriculture and Rural Economy / Risk Management / Costing / Business Management & Economics

The Board has identified the following Skills/ Experience/ Competencies in the following Directors

Sl. No.	Director	Skills/Competency/Experience
1	Shri Kishor Rungta	Expertise in Administration and Management of a Schedule A PSE, Risk Management, Public Sector Undertaking, Costing, Research and Development & Business Management
2	Shri Anupam Misra	International Trade, Marketing, Sales & Distribution, Logistics Management, Business Management & Strategy, Public Sector Undertaking, Contracting, Negotiations, Trade & Financing
3	Shri S Sakthimani	Finance, Public Sector Undertaking, Economics, Costing and Risk management
4	Shri AS Kesavan Nampoori	Fertilizers and Chemicals, Research and Development, Human Resources & Agriculture and Rural Economy
5	Ms Aparna S Sharma	General Administration, Finance, Fertilizers and Chemicals, Costing, Agriculture and Rural Economy & Public Sector Undertaking
6	Shri Rabinarayan Patra	General Administration/ Finance/Human Resources/ Research and Development/Fertilizers and Chemicals & Agriculture and Rural Economy/ Risk Management/ Business Management & Economics

XXV Outstanding GDRs / ADRs / Warrants or any convertible instruments conversion date and likely impact on equity

The Company has not issued any GDRs / ADRs / Warrants or any convertible instruments and hence there would not be any impact on the equity.

XXVI Plant Locations

Sl.No	Activity	Locations
1	Fertiliser	Udyogamandal&Ambalamedu, Kochi
2	Petrochemical-Caprolactam	Udyogamandal, Kochi
3	Engineering works	Palluruthy, Kochi

REPORT ON CORPORATE GOVERNANCE

XXVII Certificate From Company Secretary In Practice

Certificate from M/s SVJS & Associates, Company Secretaries, Kochi, confirming that none of the Directors on the Board of the Company have been debarred or disqualified from being appointed or continuing as directors of companies by the SEBI, Ministry of Corporate Affairs, or any other Statutory Authority, as stipulated under Regulation 34(3) of the SEBI (Listing Obligations and Disclosure Requirements) Regulations 2015, is attached to this Report.

XXVIII Annual Secretarial Compliance Report

Pursuant to the SEBI circular no. CIR/CFD/ CMD1/27/2019 dated February 8, 2019, the Company has obtained Annual Secretarial Compliance Report from M/s SVJS & Associates, Company Secretaries, Kochi, confirming compliance of SEBI Regulations / Circulars / Guidelines issued there under and applicable to the Company. In their report, they stated that the Company is not complying the provisions of regulation 17(1), 18 and 19(1) / (2) of SEBI (Listing Obligations and Disclosure Requirements) Regulations 2015.

The Company will comply the provisions of regulations 17(1), 18 and 19(1) / (2) of SEBI (Listing Obligations and Disclosure Requirements) Regulations 2015, once the notification on appointment of Independent Director is issued by the Government of India.

XXIV Remuneration of Directors

Functional (Executive) Directors are appointed by Government of India and their remuneration and other terms and conditions are governed by the terms of appointment as decided by the Government. Remuneration paid to the Directors during the year 2020-2021 is as under:

Sl No	Name of the Director	Salary and Allowances (in ₹)	Other benefit and perquisites (in ₹)	Total Remuneration (in ₹)
1	Shri. KishorRungta, Chairman& MD	33,27,177.00	6,26,635.00	39,53,812.00
2	Shri A Ganesan Director (Finance) (upto 31-07-2020)	18,67,391.00	2,63,558.00	21,30,949.00
3	Shri Anupam MisraDirector (Marketing)	16,74,856.00	3,10,542.00	19,85,398.00
4	Shri S SakthimaniDirector (Finance)	1,50,910.00	18,109.00	1,69,019.00
5	Shri AS Kesavan Nampoori, Director (Technical)	62,879.00	7,545.00	70,424.00
	Total	70,83,213.00	12,26,389.00	83,09,602.00

Part Time Government Nominee Directors are neither paid any remuneration nor paid sitting fees for attending Board Meetings. None of the Govt. Nominee Directors had any pecuniary relationship or transactions with the Company during the year 2020-21.

The Independent Directors have been paid sitting fees of ₹ 10,000/- per meeting for attending meetings of the Board and sub committees of the Board. The sitting fees paid during the financial year 2020-2021 is as follows

Sl No	Name of the Director	Sitting Fees (in ₹)
1	Shri RabinarayanPatra	1,30,000
	Total Sitting fees paid	1,30,000

CFO / CEO's CERTIFICATION

XXX Address for correspondence by Shareholders:

The Company Secretary,
 The Fertilisers And Chemicals Travancore Limited,
 Udyogamandal-683 501, Kerala;
 e-mail – kvbnair@factltd.com: Ph: 0484-2546486

XXXI Compliance of Corporate Governance requirements and guidelines issued by DPE:

The Company is giving top priority for the compliance of Corporate Governance requirements and guidelines on Corporate Governance issued by DPE. The Company has complied the guidelines on Corporate Governance issued by DPE applicable to FACT and Corporate Governance requirements as specified in regulation 17 to 27 and Regulation 46 of SEBI (Listing Obligations and Disclosure Requirements) Regulations 2015.

CFO / CEO's CERTIFICATION

We Certify that:

- (a) We have reviewed financial statements and the cash flow statement for the year and that to the best of our knowledge and belief:
 - i. these statements do not contain any materially untrue statement or omit any material fact or contain statements that might be misleading;
 - ii. these statements together present a true and fair view of the Company's affairs and are in compliance with existing accounting standards, applicable laws and regulations;
- (b) There are, to the best of our knowledge and belief, no transactions entered into by the Company during the year, which are fraudulent, illegal or violative of the Company's code of conduct.
- (c) We accept responsibility for establishing and maintaining internal controls for financial reporting and that we have evaluated the effectiveness of internal control systems of the listed entity pertaining to financial reporting and they have disclosed to the auditors and the audit committee, deficiencies in the design or operation of such internal controls, if any, of which we are aware and the steps we have taken or propose to take to rectify these deficiencies.
- (d) We have indicated to the auditors and the Audit Committee:
 - i. Significant changes in internal control over financial reporting during the year;
 - ii. Significant changes in accounting policies during the year and that the same have been disclosed in the notes to the financial statements.

(S Sakthimani)
Chief Financial Officer
DIN: 07482308

(Kishor Rungta)
Chairman & Managing Director
DIN 00231106

DECLARATION OF COMPLIANCE OF CODE OF BUSINESS CONDUCT AND ETHICS

Members of the Board of Directors and Senior Executives of FACT have complied with the provisions of the Code of Conduct and Ethics applicable to Directors and Senior Executives of the Company.

The information relating to FACT has been documented in the website of the Company www.fact.co.in

Place : Udyogamandal
 Date : 23-08-2021

(Kishor Rungta)
Chairman & Managing Director
DIN-00231106

SECRETARIAL AUDIT REPORT

Annexure - 1

SVJS & Associates
Company Secretaries

65/2364A, Ponoth Road, Kaloar, Ernakulam - 682 017

Form No. MR-3

SECRETARIAL AUDIT REPORT

FOR THE FINANCIAL YEAR ENDED 31.03.2021

[Pursuant to Section 204(1) of the Companies Act, 2013 and Rule No.9 of the Companies (Appointment and Remuneration of Managerial Personnel) Rules, 2014]

To

The Members
 The Fertilisers and Chemicals Travancore Limited
 Eloor P. O., Udyogmandal
 Alwaye, Ernakulam
 Kerala - 683501

the manner and subject to the reporting made hereinafter:

We have examined the books, papers, minute books, forms and returns filed and other records maintained by the Company for the financial year ended on 31st March, 2021 according to the provisions of:

We, SVJS & Associates, Company Secretaries, have conducted the secretarial audit of the compliance of applicable statutory provisions and the adherence to good corporate practices by **THE FERTILISERS AND CHEMICALS TRAVANCORE LIMITED [CIN: L24129KL1943GOI000371]** (hereinafter called the Company). Secretarial Audit was conducted in a manner that provided us a reasonable basis for evaluating the corporate conducts/statutory compliances and expressing our opinion thereon.

Based on our verification of the books, papers, minute books, forms and returns filed and other records maintained by the Company and also the information provided by the Company, its officers, agents and authorized representatives during the conduct of Secretarial Audit, the explanations and clarifications given to us and the representations made by the Management and considering the relaxations granted by the Ministry of Corporate Affairs and Securities and Exchange Board of India warranted due to the spread of the COVID-19 pandemic, we hereby report that in our opinion, the Company has, during the audit period covering the financial year ended on 31.03.2021 complied with the statutory provisions listed hereunder and also that the Company has proper Board processes and compliance mechanism in place to the extent, in

- (i) The Companies Act, 2013 (the Act) and the Rules made thereunder;
- (ii) The Securities Contracts (Regulation) Act, 1956 ('SCRA') and the Rules made thereunder;
- (iii) The Depositories Act, 1996 and the Regulations and Bye-laws framed thereunder;
- (iv) The following Regulations and Guidelines prescribed under the Securities and Exchange Board of India Act, 1992 ('SEBI Act'):-
 - (a) The Securities and Exchange Board of India (Prohibition of Insider Trading) Regulations, 2015;
 - (b) The Securities and Exchange Board of India (Registrars to an Issue and Share Transfer Agents) Regulations, 1993 regarding the Companies Act and dealing with client;
 - (c) The Securities and Exchange Board of India (Depositories and Participants) Regulations, 2018;
 - (d) The Securities and Exchange Board of India (Listing Obligations and Disclosure Requirements) Regulations, 2015;

SECRETARIAL AUDIT REPORT

(v) As informed to us, the following other laws are specifically applicable to the Company.

1. Fertiliser (Control) Order, 1985;
2. The Manufacture, Storage and Import of Hazardous Chemical Rules, 1989;
3. Hazardous Wastes (Management, Handling and Transboundary Movement) Rules, 2008;
4. Batteries (Management and Handling) Rules, 2001;
5. The Industries (Development and Regulation) Act, 1951 and the Regulations and Bye-laws framed there under;
6. The Water (Prevention and Control of Pollution) Act 1974 and the Regulations and Bye-laws framed there under;
7. The Air (Prevention and Control of Pollution) Act, 1981 and the Regulations and Bye-laws framed there under;
8. The Environment (Protection) Act, 1986 and the Regulations and Bye-laws framed there under;
9. The Factories Act, 1948 and the Regulations and Bye-laws framed there under;
10. The Boilers Act, 1923 and the Regulations and Bye-laws framed thereunder;
11. Guidelines on Corporate Governance for Central Public Sector Enterprises, 2010;

We have also examined compliance with the applicable clauses of the following:

- (i) Secretarial Standards relating to Meetings of the Board of Directors (SS 1) and General Meetings (SS 2) issued by The Institute of Company Secretaries of India;
- (ii) The Listing Agreement entered into by the Company with National Stock Exchange of India Limited;

During the period under review the Company has complied with the provisions of the Acts, Rules, Regulations, Guidelines, etc. mentioned above.

In respect of other laws specifically applicable to the Company we have relied on information / records produced by the Company during the course of our audit and the reporting is limited to that extent.

We report that

The Board of directors of the Company comprises of Executive and Non-Executive Directors. As per Regulation 17 (1) of the Securities and Exchange Board of India (Listing Obligations and Disclosure Requirements) Regulations, 2015, the board of directors shall have an optimum combination of executive and non-executive directors with at least one woman director and not less than fifty per cent of the board of directors shall comprise of non-executive directors. During the financial year 01.04.2020 to 31.03.2021, fifty per cent of the Board of directors of the Company does not comprise of Independent Directors and non-executive directors. The Audit Committee, Stakeholder Relationship Committee and Nomination Remuneration Committee comprises of only one Independent Director. Further, the Company has not appointed women Independent Director.

The changes in the composition of the Board of Directors that took place during the period under review were carried out in compliance with the provisions of the Act and in compliance with orders issued by the Central Government.

Adequate notices were given to all directors to schedule the Board Meetings, Agenda and detailed notes on agenda were sent at least seven days in advance and a system exists for seeking and obtaining further information and clarifications on the agenda items before the meeting and for meaningful participation at the meeting.

All decisions of the board were unanimous and the same was captured and recorded as part of the minutes.

We further report that to the extent of our verification, there are adequate systems and processes in the Company commensurate with the size and operations of the company to monitor and ensure compliance with applicable laws, rules, regulations and guidelines.

We further report that the Company has received the in principle approval from the Stock Exchange for listing and trading of shares with respect to preferential allotment of shares to the President of India.

We further report that during the audit period there were no instances of:

SECRETARIAL AUDIT REPORT

- (i) Public/Right/Preferential issue of shares / debentures/ sweat equity
- (ii) Redemption/buy-back of securities
- (iii) Merger/amalgamation/reconstruction, etc.
- (iv) Foreign technical collaborations

This Report is to be read with our letter of even date which is annexed as '**Annexure A**' and forms an integral part of this report.

For SVJS & Associates
Company Secretaries

Sd/-
Sreekumar P.S.
Partner
FCS. 8130
CP. No. 8067

Kochi

12.08.2021

UDIN: F008130C000762994

'Annexure A'

To

The Members
The Fertilisers and Chemicals Travancore Limited
Eloor P. O., Udyogmandal
Alwaye, Ernakulam
Kerala - 683501

Our report of even date is to be read along with this letter.

1. Maintenance of the Secretarial records is the responsibility of the management of the Company. Our responsibility as Secretarial Auditors is to express an opinion on these records, based on our audit.
2. During the audit, we have followed the practices and process as were appropriate, to obtain reasonable assurance about the correctness of the contents of the Secretarial records. We believe that the process and practices we followed provide a reasonable basis for our report.
3. The correctness and appropriateness of financial records and Books of Accounts of the Company have not been verified.
4. Where ever required, we have obtained the Management representation about the Compliance of laws, rules and regulations and happening of events etc.
5. The compliance of the provisions of Corporate and other applicable laws, rules, regulations, standards etc. is the responsibility of management. Our examination was limited to the verification of the procedures and compliances on test basis.
6. While forming an opinion on compliance and issuing the Secretarial Audit Report, we have also taken into consideration the compliance related actions taken by the Company after 31st March 2021 but before issue of the Report.
7. We have considered actions carried out by the Company based on independent legal/professional opinion as being in compliance with law, wherever there was scope for multiple interpretations.

For SVJS & Associates
Company Secretaries

Sd/-
Sreekumar P.S.
Partner
FCS. 8130
CP. No. 8067

Kochi
12.08.2021
UDIN: F008130C000762994

CERTIFICATE OF NON-DISQUALIFICATION OF DIRECTORS
SVJS & Associates
Company Secretaries

65/2364A, Ponoth Road, Kaloar, Ernakulam - 682 017

CERTIFICATE OF NON-DISQUALIFICATION OF DIRECTORS
(Pursuant to Regulation 34(3) and Schedule V Para C clause (10)(i) of the SEBI (Listing Obligations and Disclosure Requirements) Regulations, 2015)

To
 The Members of
THE FERTILISERS AND CHEMICALS TRAVANCORE LIMITED
 Eloor P. O., Udyogmandal, Alwaye, Ernakulam, Kerala - 683501

We have examined the relevant registers, records, forms, returns and disclosures received from the Directors of **THE FERTILISERS AND CHEMICALS TRAVANCORE LIMITED** having CIN: L24129KL1943GOI000371 and having registered office at Eloor P. O., Udyogmandal, Alwaye, Ernakulam, Kerala – 683501 (hereinafter referred to as 'the Company'), produced before us by the Company for the purpose of issuing this Certificate, in accordance with Regulation 34(3) read with Schedule V Para-C Sub clause 10(i) of the Securities Exchange Board of India (Listing Obligations and Disclosure Requirements) Regulations, 2015.

In our opinion and to the best of our information and according to the verifications (including Directors Identification Number (DIN) status at the portal www.mca.gov.in) as considered necessary and explanations furnished to us by the Company & its officers, the representations made by the Management and considering the relaxations granted by the Ministry of Corporate Affairs and Securities and Exchange Board of India warranted due to the spread of the COVID-19 pandemic, We hereby certify that none of the Directors on the Board of the Company as stated below for the Financial Year ending on **31st March, 2021** have been debarred or disqualified from being appointed or continuing as Directors of companies by the Securities and Exchange Board of India, Ministry of Corporate Affairs, or any such other Statutory Authority.

Sl. No.	Name of Director	DIN	Date of appointment in Company
1	Kishor Kumar Rungta	00231106	02/02/2019
2	Alka Tiwari	03502306	21/04/2017
3	Rabinarayan Patra	00917044	07/05/2020
4	Anupam Misra	07637439	14/07/2020
5	Aparna Sachin Sharma	07798544	30/09/2020
6	Sakthimani Seshamani	07482308	08/03/2021
7	Kesavan Nampoothiri	08708431	22/03/2021

Ensuring the eligibility of for the appointment / continuity of every Director on the Board is the responsibility of the management of the Company. Our responsibility is to express an opinion on these based on our verification. This certificate is neither an assurance as to the future viability of the Company nor of the efficiency or effectiveness with which the management has conducted the affairs of the Company.

For SVJS & Associates
 Company Secretaries
 Sd/-
 Sreekumar P.S.
 Partner
 FCS. 8130
 CP. No. 8067

Kochi
 12.08.2021
 UDIN: F008130C000762961

AOC - 2

Annexure – 2

FORM NO. AOC – 2

(Pursuant to clause (h) of sub-section (3) of section 134 of the Companies Act and Rule 8(2) of the Companies (Accounts) Rules, 2014)

Form for Disclosure of particulars of contracts/arrangements entered into by the company with related parties referred to in sub section (1) of section 188 of the Companies Act, 2013 including certain arms length transaction under third proviso thereto.

1. Details of contracts or arrangements or transactions not at Arm length basis.

Sl. No.	Particulars	Details
a)	Name(s) of the related party & nature of relationship	NIL
b)	Nature of contracts/arrangements/trans- action	NIL
c)	Duration of the contracts/arrangements/ transaction	NA
d)	Salient terms of the contracts or arrangements or transaction including the value, if any	NA
e)	Justification for entering into such contracts or arrangements or transactions	NA
f)	Date of approval by the Board	NA
g)	Amount paid as advances, if any	NA
h)	Date on which the special resolution was passed in General meeting as required under first proviso to section 188	NA

2. Details of contracts or arrangements or transactions at Arm's length basis

Sl.No.	Particulars	Details
a)	Name (s) of the related party	FACT RCF Building Products Limited
	Nature of relationship	Joint Venture
b)	Nature of contracts/ arrangements/ transaction	Deputation of personnel, Supply of meals and others
c)	Duration of the contracts/ arrangements/ transaction	NA
d)	Salient terms of the contracts or arrangements or transaction	Transactions on Arm's length basis
e)	Date of approval by the board	03.08.2017 and 17.11.2017
f)	Amount paid as advances, if any	NIL
g)	Amount incurred during the year	₹ 9.75 lakhs

Place: Udyogamandal
 Date : 23-08-2021

(Kishor Rungta)
CHAIRMAN AND MANAGING DIRECTOR
DIN-00231106

ANNUAL REPORT ON CSR ACTIVITIES

Annexure-2A Annual Report on CSR Activities of FACT [Pursuant to Rule 9 of Companies (Accounts) Rules 2014]

1. Brief outline on CSR Policy of the Company:

FACT gives priority on various social responsibility measures for the benefit of weaker section of the Society and to improve the standard of living of the inhabitant near the factory area. Since FACT does not have average profit as per section 198 of Companies Act, 2013, during the immediate preceding three financial years, the provisions of sub-section 5 of section 135 of the Companies Act 2013 is not applicable to FACT. However, the Company is having its CSR policy.

2. Composition of CSR Committee:

Sl. No.	Name of Director	Nature of Directorship	Number of meetings of CSR Committee held during the year	Number of meetings of CSR Committee attended during the year
1	Shri. Rabinarayan Patra (from 25-06-2020)	Independent Director	1	1
2	Shri A Ganesan (Upto 31-07-2020)	Director (Finance)	1	0
3	Shri Kishor Rungta	C& MD	1	1
4	Shri Anupam Misra (from 18-08-2020)	Director (Marketing)	1	1

- Provide the web-link where Composition of CSR committee, CSR Policy and CSR projects approved by the board are disclosed on the website of the company:
www.fact.co.in
- Details of Impact assessment of CSR projects carried out in pursuance of sub-rule (3) of rule 8 of the Companies (Corporate Social Responsibility Policy) Rules, 2014, if applicable:
NA
- Details of the amount available for set off in pursuance of sub-rule (3) of rule 7 of the Companies (Corporate Social Responsibility Policy) Rules, 2014 and amount required for set off for the financial year, if any:
NIL
- Average net profit of the company as per section 135(5):
₹ (132.30) Crore
- Two percent of average net profit of the company as per section 135(5): NA
 - Surplus arising out of the CSR projects or programs or activities of the previous financial years: NIL
 - Amount required to be set off for the financial year, if any: NIL
 - Total CSR obligation for the financial year: (7a+7b-7c): NIL

ANNUAL REPORT ON CSR ACTIVITIES

8. (a) CSR amount spent or unspent for the financial year:

Total amount spent for the financial year	Total amount transferred to Unspent CSR Account as per section 135(6)		Amount transferred to any fund specified under Schedule VII as per second proviso to section 135(5)
₹12,12,496/-	Amount	Date of transfer	NIL
	NIL	NA	

****As the company does not have average net profit as per section 198 of the Companies Act, 2013 during the immediately preceding three financial years, the Company is not required to spend towards Corporate Social Responsibility. However, during the year Company has spent ₹ 12,12,496/- in various activities attributable to Corporate Social Responsibility***

(b) Details of CSR amount spent against ongoing projects for the financial year:

NIL

(c) Details of CSR amount spent against other than ongoing projects for the financial year:

NIL

SI No	Name of the project	Item from the list of activities in schedule VII to the Act	Local Area (Yes/No)	Location of the project		Amount spent for the project (in INR million)	Direct Implementation
				State	District		
	NIL						

(d) Amount spent in Administrative Overheads: NA

(e) Amount spent on Impact Assessment, if applicable: NA

(f) Total amount spent for the financial year (8b+8c+8d+8e): NIL

(g) Excess amount for set off, if any: NIL

9. (a) Details of Unspent CSR amount for the preceding three financial years: NIL

(b) Details of CSR amount spent in the financial year for ongoing projects of the preceding financial year (s): NIL

10. In case of creation or acquisition of capital assets, furnish the details relating to the asset so created or acquired through CSR spent in the financial year (asset-wise details).

NIL

11. Specify the reason(s), if the company has failed to spend two percent of the average net profit as per section 135(5):

NA

(Kishor Rungta)
Chairman & Managing Director
DIN :- 00231106

Place: Udyogamandal

Date:- 23-08-2021

CORPORATE GOVERNANCE COMPLIANCE CERTIFICATE**SATHISH.V**B.COM, LLB, PGDT, ACMA, FCS
PRACTICING COMPANY SECRETARYB1, I FLOOR, PERIELLATH APARTMENTS
JAWAHAR – MAHATMA ROAD,
VYTTILA P.O, COCHIN - 682019

Phone: 0484 - 4044551; 9961333309 Email: sathish@sathishv.in

CORPORATE GOVERNANCE COMPLIANCE CERTIFICATE*[Pursuant to Regulation 34(3) and Schedule V (E) of
SEBI (Listing Obligations & Disclosure Requirements) Regulations 2015]*Registration No. of the Company : L24129KL1943GOI000371
Nominal Capital : Rs 10,000,000,000/-To
The Members of
THE FERTILISERS AND CHEMICALS TRAVANCORE LIMITED
Eloor P.O, Udyogamandal

I have examined all relevant records of **The Fertilisers and Chemicals Travancore Limited** [Company No. L24129KL1943GOI000371] Registered Office:- Eloor P.O, Udyogamandal, Kerala - 683501 (the Company), for the purpose of certifying compliance of the conditions of Corporate Governance as stipulated in the relevant clauses of the Listing Agreement of the said Company with National Stock Exchange of India Limited for the financial year ended March 31, 2021. I have obtained all the information and explanations which to the best of my knowledge and belief were necessary for the purposes of certification.

The compliance of conditions of Corporate Governance is the responsibility of the Company's management. My examination was limited to the procedures and implementation thereof adopted by the Company for ensuring the compliance of the conditions of Corporate Governance. It is neither an audit nor an expression of opinion of the financial statements of the company.

On the basis of my examination of the records produced, explanations and information furnished, I certify that the Company has complied with all the conditions of Listing Agreement/ conditions of Corporate Governance as stipulated in the abovementioned SEBI (Listing Obligations & Disclosure Requirements) Regulations 2015.

This certificate is neither an assurance as to the future viability of the Company nor of the efficacy or effectiveness with which the management has conducted the affairs of the Company.

COCHIN – 682019
07/06/2021Sd/-
SATHISH V
B.Com, LLb, PGDT, ACMA, FCS
Practicing Company Secretary
FCS – 8005; CP 8343
UDIN: F008005C000426742

BUSINESS RESPONSIBILITY REPORT
BUSINESS RESPONSIBILITY REPORT

[As per Regulation 34(2)(f) of SEBI (LODR) Regulations, 2015]

SECTION A: GENERAL INFORMATION ABOUT THE COMPANY

1	Corporate Identity Number (CIN) of the Company	L24129KL1943GOI000371
2	Name of the Company	The Fertilisers and Chemicals Travancore Limited
3	Registered address	Eloor, Udyogamandal, Ernakulam District, Kerala 683501
4	Website	www.fact.co.in
5	E-mail id	kvbair@factltd.com
6	Financial Year reported	01-04-2020 to 31-03-2021
7	Sector(s) that the Company is engaged in (industrial activity code-wise)	Complex Fertilisers – 31052000 Ammonium Sulphate - 31022100
8	List three key products/services that the Company manufactures/provides (as in balance sheet)	FACTAMFOS / AMMONIUM SULPHATE / FACT ORGANIC
9	Total number of locations where business activity is undertaken by the Company Number of International Locations (Provide details of major 5) Number of National Locations	 NIL 2
10	Markets served by the Company – Local/State/National/International	Local, State and National

SECTION B: FINANCIAL DETAILS OF THE COMPANY

1	Paid up Capital (INR)	₹ 647.07 CR
2	Total Turnover (INR)	₹ 3326.41CR
3	Total profit after taxes (INR)	₹ 351.98 CR
4	Total Spending on Corporate Social Responsibility (CSR)	₹ 12,12,496 *
5	List of activities in which expenditure in 4 above has been incurred:-	NA

**As the company doesnot have average net profit as per section 198 of the Companies Act, 2013 during the immediately preceding three financial years, the Company is not required to spend any amount towards Corporate Social Responsibility. However, during the yearCompany has spent ₹ 12,12,496/- in various activities attributable to Corporate Social Responsibility.*

BUSINESS RESPONSIBILITY REPORT

SECTION C: OTHER DETAILS

1	Does the Company have any Subsidiary Company/ Companies?	No
2	Do the Subsidiary Company/Companies participate in the BR Initiatives of the parent company? If yes, then indicate the number of such subsidiary company(s)	NA
3	Do any other entity/entities (e.g. suppliers, distributors etc.) that the Company does business with, participate in the BR initiatives of the Company? If yes, then indicate the percentage of such entity/entities? [Less than 30%, 30-60%, More than 60%]	No

SECTION D: BR INFORMATION

1. Details of Director/Directors responsible for BR

(a) Details of the Director/Director responsible for implementation of the BR policy/policies

- | | | |
|----------------|---|-----------------------------|
| 1. DIN Number | - | 08708431 |
| 2. Name | - | Shri AS Kesavan Nampoothiri |
| 3. Designation | - | Director (Technical) |

(b) Details of the BR head

Sl.No.	Particulars	Details
1	DIN Number (if applicable)	NA
2	Name	Shri TP Ajith Kumar
3	Designation	Chief General Manager (Production Co-ordination)
4	Telephone Number	0484-2546556
5	e-mail id	ajith@factltd.com

2. Principle-wise (as per NVGs) BR Policy/policies

P1	Businesses should conduct and govern themselves with Ethics, Transparency and Accountability
P2	Businesses should provide goods and services that are safe and contribute to sustainability throughout their life cycle
P3	Businesses should promote the well-being of all employees
P4	Businesses should respect the interests of and be responsive towards all stakeholders, especially those who are disadvantaged, vulnerable and marginalized
P5	Businesses should respect and promote human rights.
P6	Businesses should respect, protect and make efforts to restore the environment.
P7	Businesses when engaged in influencing public and regulatory policy, should do so in a responsible manner
P8	Businesses should support inclusive growth and equitable development
P9	Businesses should engage with and provide value to their customers and consumers in a responsible manner

BUSINESS RESPONSIBILITY REPORT

Details of compliance (Reply in Y/N)

No.	Questions	P 1	P 2	P 3	P 4	P 5	P 6	P 7	P 8	P 9
1	Do you have a policy/ policies for....	Yes	Yes	Yes	Yes	Yes	Yes	Yes	Yes	Yes
2	Has the policy being formulated in consultation with the relevant stakeholders?	Yes	Yes	Yes	Yes	Yes	Yes	Yes	Yes	Yes
3	Does the policy conform to any national / international standards? If yes, specify? (50 words)	Yes ISO 14001- For Environment Management System ISO 9001 - For Quality Management System								
4	Has the policy being approved by the Board? If yes, has it been signed by MD/owner/ CEO/ appropriate Board Director?	No								
5	Does the company have a specified committee of the Board/ Director/ Official to oversee the implementation of the policy?	Yes.								
6	Indicate the link for the policy to be viewed online?	www.fact.co.in								
7	Has the policy been formally communicated to all relevant internal and external stakeholders?	Yes	Yes	Yes	Yes	Yes	Yes	Yes	Yes	Yes
8	Does the company have in-house structure to implement the policy/ policies.	Yes	Yes	Yes	Yes	Yes	Yes	Yes	Yes	Yes
9	Does the Company have a grievance redressal mechanism related to the policy/ policies to address stakeholders' grievances related to the policy/ policies?	Yes	Yes	Yes	Yes	Yes	Yes	Yes	Yes	Yes
10	Has the company carried out independent audit/ evaluation of the working of this policy by an internal or external agency?	NO								

SECTION E: PRINCIPLE-WISE PERFORMANCE
Principle 1 : Businesses should conduct and govern themselves with Ethics, Transparency and Accountability

1. Does the policy relating to ethics, bribery and corruption cover only the company? Does it extend to the Group/ Joint Ventures/ Suppliers/Contractors/NGOs /Others?

No. The Policy relating to ethics, bribery and corruption extends to the Group/Joint Ventures/ Suppliers/Contractors/ NGOs /Others

2. How many stakeholder complaints have been received in the past financial year and what percentage was satisfactorily resolved by the management? If so, provide details thereof, in about 50 words or so.

Stakeholder	No of Complaints received	No of Complaints resolved	% Resolved
Dealer	1	0	0
Shareholders	0	0	0
Employees & Others	0	0	0

BUSINESS RESPONSIBILITY REPORT

Principle 2 : Businesses should provide goods and services that are safe and contribute to sustainability throughout their life cycle

1. List up to 3 of your products or services whose design has incorporated social or environmental concerns, risks and/or opportunities.

Three products of FACT are

1. NP 20:20:0:13 (FACTAMFOS) - Final Product : Fertiliser
2. Ammonium Sulphate - Final Product: Fertiliser
3. FACT Organic - Final Product: Fertiliser

The products listed above are end products (fertiliser). Company's production Divisions are certified for quality (ISO 9000) and environment (ISO 14000), for addressing the risks & environmental concerns.

2. Does the company have procedures in place for sustainable sourcing (including transportation)?

Yes

- (a) If yes, what percentage of your inputs was sourced sustainably? Also, provide details thereof, in about 50 words or so.

Major portion of raw materials for phosphatic fertiliser production are imported from external sources.

Company use many of the waste / by products from other industries as inputs considering sustainable sourcing.

Sulphur, a raw Material for Sulphuric Acid production, used in fertiliser production is sourced from refineries, is a by-product from crude processing. At present Company has a tie-up with BPCL-Kochi Refinery for sourcing about 60% of its annual requirement minimising import.

Company also import Sulphuric Acid to meet its requirement for fertiliser production, mainly from metallurgical industry, where it is a waste / by-product during processing.

For fertiliser production, major energy input is in the form of electricity from Kerala State Electricity Board (KSEB), in which a major portion is hydel power. FACT is having solar unit and is planning for setting up of more solar energy projects. ISO 50001 certification by Udyogamandal Division is a step towards sustainable energy management.

On the transportation front, a major portion of the raw materials and intermediates are transported from Port to production Divisions through inland waterways using barges minimising the impact to environment.

3. Has the company taken any steps to procure goods and services from local & small producers, including communities surrounding their place of work?

Yes

- (a) If yes, what steps have been taken to improve their capacity and capability of local and small vendors?

FACT is procuring Goods and Services from MSMEs and local vendors to the extent possible. For MSMEs EMD is fully exempted and purchase preference is given as per Government rules. Majority of vendors for supply of services are local.

BUSINESS RESPONSIBILITY REPORT

4. Does the company have a mechanism to recycle products and waste? If yes what is the percentage of recycling of products and waste (separately as <5%, 5-10%, >10%). Also, provide details thereof, in about 50 words or so.

Yes. Off grade products generated during the production process is fully recycled to the production stream.

Effluent generated during the fertiliser production process is recycled to the maximum extent possible and this reduces the effluent discharge and raw water consumption to minimum. For Udyogamandal Division, the average effluent discharge is about 405 M3 /day (against an allowable discharge of 12000 M3 per Day).

Principle 3 : Businesses should promote the well-being of all employees

1. Please indicate the Total number of employees.– 1767
2. Please indicate the Total number of employees hired on temporary/contractual/casual basis –514
3. Please indicate the Number of permanent women employees.- 111
4. Please indicate the Number of permanent employees with disabilities - 46
5. Do you have an employee association that is recognized by management?

Yes

6. Please indicate the Number of complaints relating to child labour, forced labour, involuntary labour, sexual harassment in the last financial year and pending, as on the end of the financial year?

Nil

7. What percentage of your under mentioned employees were given safety & skill up-gradation training in the last year?

Number of people who underwent Safety Training in 2020-2021.

Sl. No.	Particulars	Permanent Employees	Permanent Women Employees	CLR/Temporary/Contract Employees	Employees with Disabilities
1	Total employees who underwent safety training during 2020-21	238	0	0	0
2	Manpower under each category as on 31.03.2021	1767	111	470	46
3	Percentage of employees who underwent safety training during 2020-2021	13.50%	0	0	0

BUSINESS RESPONSIBILITY REPORT

Principle 4: Businesses should respect the interests of and be responsive towards all stakeholders, especially those who are disadvantaged, vulnerable and marginalized

1. Has the company mapped its internal and external stakeholders?
Yes
2. Out of the above, has the company identified the disadvantaged, vulnerable & marginalized stakeholders?
Yes.
3. Are there any special initiatives taken by the company to engage with the disadvantaged, vulnerable and marginalized stakeholders? If so, provide details thereof, in about 50 words or so.

FACT is providing reservations and special facilities for the identified disadvantaged, vulnerable & marginalized stakeholders

Principle 5: Businesses should respect and promote human rights

1. Does the policy of the company on human rights cover only the company or extend to the group/Joint Ventures/Suppliers/Contractors/NGOs/Others?
The policy is applicable to the suppliers/contractors and others
2. How many stakeholder complaints have been received in the past financial year and what percent was satisfactorily resolved by the management?
As per records, no human right complaints have been filed in the past financial years.

Principle 6: Businesses should respect, protect and make efforts to restore the environment

1. Does the policy related to Principle 6 cover only the company or extends to the Group/Joint Ventures/Suppliers/Contractors/NGOs/others.
Yes. Both the production Divisions of FACT are certified for Environment Management System- ISO 1400:2015 Policy related to Principle 6 covers the company extends to Suppliers, Contractors and other interested parties.
2. Does the company have strategies/ initiatives to address global environmental issues such as climate change, global warming, etc? Y/N. If yes, please give hyperlink for webpage etc.
Yes. Major initiatives taken by the company to address the environmental issues during past years include
 - Change over from Liquid feedstock/ fuel (Naphtha/Furnace Oil) to cleaner RLNG in Ammonia Plant and Boilers.
 - Introduction of clean fuel, RLNG, for drying the product in NP Plant at Cochin Division, replacing Furnace Oil.
 - ISO 50001 (Energy Management) certification for FACT Udyogamandal Division
 - Replacement of energy consuming motors with energy efficient motors.
 - Stage wise conversion of existing lighting system to LED.
 - FACT-Cochin Division has 10 KW solar unit and is planning for 6 MW solar energy project to increase sustainable energy input

BUSINESS RESPONSIBILITY REPORT

3. Does the company identify and assess potential environmental risks?

Potential Environmental risks are being periodically assessed and reviewed by the company. Both the production Divisions of FACT are certified for Environment Management System- ISO 14001:2015 and Quality Management System- ISO 9001:2015.

Uploading of emission / effluent parameters to CPCB/KSPCB web site is being done as per the stipulation.

FACT Udyogamandal Division is certified for ISO 50001 (Energy Management System)

During the year 2020-21, FACT-Cochin Division has been certified for Occupational Health and Safety Management System-ISO 45001:2018.

4. Does the company have any project related to Clean Development Mechanism? If so, provide details thereof, in about 50 words or so. Also, if Yes, whether any environmental compliance report is filed?

No

5. Has the company undertaken any other initiatives on – clean technology, energy efficiency, renewable energy, etc. Y/N. If yes, please give hyperlink for web page etc.

Yes,

On energy efficiency front, FACT Udyogamandal Division is certified for ISO 50001 :2018 (Energy Management System)

Regarding clean technology, Company has implemented change over from Liquid feedstock/ fuel (Naphtha/ Furnace Oil) to cleaner RLNG in Ammonia Plant and Boilers. Recently company has changed over to RLNG, for drying the product in NP Plant and in Sulphuric Acid Plant at Cochin Division, replacing Furnace Oil.

As a part of Renewable energy production, 10 KW Solar power production unit is in line at FACT-Cochin Division. Another project for installing 6 MW Floating Type Solar panels in Ambalamedu lake is in progress.

To improve energy efficiency, identified energy consuming motors are replaced with energy efficient motors and existing conventional lighting system is being replaced with LED in stages.

6. Are the Emissions/Waste generated by the company within the permissible limits given by CPCB/SPCB for the financial year being reported?

Yes. Effluents and gaseous emissions from the company are within the permissible limits stipulated by both CPCB and KSPCB. Online analysers for continuous monitoring of these parameters, are installed and data is being continuously uploaded online to CPCB and KSPCB servers. Monthly and yearly returns of these parameters are submitted.

7. Number of show cause/ legal notices received from CPCB/SPCB which are pending (i.e. not resolved to satisfaction) as on end of Financial Year?

NIL

Principle 7: Businesses when engaged in influencing public and regulatory policy, should do so in a responsible manner

1. Is your company a member of any trade and chamber or association? If Yes, Name only those major ones that your business deals with:

- The Fertiliser Association of India
- Standing Conference of Public Enterprises
- All India Management Association
- Kerala State Productivity Council

BUSINESS RESPONSIBILITY REPORT

2. Have you advocated/lobbied through above associations for the advancement or improvement of public good? Yes/No; if yes specify the broad areas (drop box: Governance and Administration, Economic Reforms, Inclusive Development Policies, Energy security, Water, Food Security, Sustainable Business Principles, Others)

Yes, The Company is in association with National bodies, participating for Economic Reforms, Energy security and Sustainable Business Principles

Principle 8: Businesses should support inclusive growth and equitable development

1. Does the company have specified programmes/initiatives/projects in pursuit of the policy related to Principle 8?
Yes
2. Are the programmes/projects undertaken through in-house team/own foundation/external NGO/government structures/any other organization?
All programmes are undertaken by the In-house team of the Company
3. Have you done any impact assessment of your initiative?
No
4. What is your company's direct contribution to community development projects- Amount in INR and the details of the projects undertaken?
 - a) Company has contributed Rs 50 Lakh towards PMCARES fund (including employee contribution) to support Government in the fight against COVID-19.
 - b) The company is giving 1.6 Million Liters /day Drinking water as a support to residents of Eloor Panchayat.
 - c) The Company is providing assistance to people living nearby areas who are affected by COVID 19 pandemic.
5. Have you taken steps to ensure that this community development initiative is successfully adopted by the community? Please explain in 50 words, or so.
No

Principle 9: Businesses should engage with and provide value to their customers and consumers in a responsible manner

1. What percentage of customer complaints/consumer cases are pending as on the end of financial year?
NIL
2. Does the company display product information on the product label, over and above what is mandated as per local laws?
Yes, Company display Chemical/Technical Name, Brand name (in south Indian languages and in English and Hindi) Maximum Retail Price (MRP), Government Subsidy etc., on the bags
3. Is there any case filed by any stakeholder against the company regarding unfair trade practices, irresponsible advertising and/or anti-competitive behavior during the last five years and pending as on end of financial year? If so, provide details thereof, in about 50 words or so.
No
4. Did your company carry out any consumer survey/ consumer satisfaction trends?
Yes. The Company has conducted consumer survey/consumer satisfaction trends regarding quality and efficacy of City Compost in all southern states.



Shri Kishor Rungta Chairman Managing Director, FACT, extending greetings to Shri Mansukh Mandaviya, on taking over the charge of the Ministry of Chemicals & Fertilisers and Health & Family Welfare.



Shri Kishor Rungta, Chairman Managing Director, FACT, extending greetings to Shri Bhagwanth Khuba on taking over as Hon'ble Minister of State for New & Renewable Energy and Chemicals & Fertilizers.



Shri Kishor Rungta Chairman & Managing Director, FACT,
meeting Shri Rajesh Kumar Chaturvedi, IAS, Secretary, Fertilizers



Independence Day parade inspection by the Chief Guest, Shri Kishor Rungta, CMD, FACT.

INDEPENDENT AUDITORS' REPORT ON THE FINANCIAL STATEMENTS (STANDALONE)

K. VENKATACHALAM AIYER AND CO **CHARTERED ACCOUNTANTS**

41/3647B, BLUE BIRD TOWERS, PROVIDENCE ROAD, KOCHI KERALA, 682 018
 TELEPHONE: 0484 2396511

INDEPENDENT AUDITORS' REPORT

To the Members of The FERTILISERS AND CHEMICALS TRAVANCORE LIMITED

Report on the Audit of the Standalone Ind AS Financial Statements

Qualified Opinion

1. We have audited the accompanying Standalone Ind AS financial statements of The **FERTILISERS AND CHEMICALS TRAVANCORE LIMITED** ('the Company'), which comprise the Balance Sheet as at March 31, 2021, the Statement of Profit and Loss (including Other Comprehensive Income), the statement of Cash Flows and the Statement of Changes in Equity for the year then ended, and a summary of the significant accounting policies and other explanatory information (hereinafter referred to as "the Standalone Ind AS Financial Statements").
2. In our opinion and to the best of our information and according to the explanations given to us, except for the effects of the matter described in the Basis for Qualified Opinion section of our report, the aforesaid Standalone Ind AS Financial Statements give the information required by the Companies Act, 2013, as amended ("the Act") in the manner so required and give a true and fair view in conformity with the Indian Accounting Standards specified under section 133 of the Act read with the Companies (Indian Accounting Standards) Rules, 2015, as amended, ('Ind AS') and other accounting principles generally accepted in India, of the state of affairs of the Company as at March 31, 2021, the profit and total comprehensive income, its cash flows and changes in equity for the year ended on that date.

Basis for Qualified Opinion

3. As explained in Note #1.2.2 and Note #35 regarding sale of land and conversion of leasehold to freehold land to the Company, though the Government of Kerala (GoK) has accorded freehold right to the

Company over 143.22 acres of land during the financial year 2019-20, the Company is yet to receive freehold title. According to the Company, the fair value of the non-monetary asset of freehold title of the land converted as required under Ind AS 16-Property Plant and Equipment and the consequent revenue cannot be recognized at this stage, not quantified. In view of this, we are unable to comment on the compliance of the said Ind AS and the impact thereof on the financial statements.

4. We conducted our audit of the Standalone Ind AS Financial Statement in accordance with the Standards on Auditing (SAs), as specified under section 143(10) of the Act. Our responsibilities under those standards are further described in the Auditor's Responsibilities for the Audit of the Standalone Ind AS Financial Statement section of our report. We are independent of the Company in accordance with the 'Code of Ethics' issued by the Institute of Chartered Accountants of India together with the ethical requirements that are relevant to our audit of the Financial Statements under the provisions of the Act and the Rules there under, and we have fulfilled our other ethical responsibilities in accordance with these requirements and the Code of Ethics. We believe that the audit evidence we have obtained is sufficient and appropriate to provide a basis for our qualified opinion on the Standalone Ind AS Financial Statement.

Going Concern

5. We draw attention to Note #57 of standalone financial statements. The Company has accumulated loss amounting to ₹ 90,521.41 lakhs (previous year ₹ 1,21,401.85 lakhs) with a negative net worth of ₹ 17,498.37 lakhs (previous year ₹ 49,192.15 lakhs). The current liabilities exceed its current assets by ₹ 39,461.42 Lakhs (Previous year: current assets exceed its current liabilities by ₹ 19727.66 lakhs). However, the Company has reported net profit of ₹ 35,198.07 lakhs during the year and in previous year of ₹ 97,550.23 lakhs. The

INDEPENDENT AUDITORS' REPORT ON THE FINANCIAL STATEMENTS (STANDALONE)

Company has a balance under current assets of Cash and Cash Equivalents and Other Bank balances of ₹ 1,66,686.81 Lakhs (previous year ₹ 68,471.73 lakhs) as at year end. The company submitted proposal for restructuring of the loan received from Government of India. After considering these conditions, the standalone financial statements of the Company have been prepared on going concern basis.

Our opinion is not modified in respect of this matter.

Key Audit Matters

6. Key audit matters are those matters that, in our professional judgment, were of most significance in our audit of the Standalone Ind AS Financial Statements of the current period. These matters were addressed in the context of our audit of the Standalone Ind AS Financial Statements as a whole, and in forming our opinion thereon, and we do not provide a separate opinion on these matters. In addition to the matter described in the Basis for Qualified Opinion section, we have determined the matters described below to be the key audit matters:

SI No	Key Audit Matter	Auditors' Response
1	Accounting of subsidy income from Government of India under DBT Scheme: Under Direct Benefit Transfer (DBT) scheme of Government of India (GoI), the Company is entitled to receive subsidy only upon sale of fertilizer by the dealer to the ultimate beneficiary through Point of Sale (PoS) devices. However, the Company continues to account subsidy as income at the time of sale to dealers as in the earlier scheme, considering the reasonable certainty that the sale will take place and subsidy will be received based on the industry practice and past experience. Refer Note #27 to the standalone financial statements	Our principal audit procedures included the following: <ul style="list-style-type: none"> Analyzed the scheme framed by the Department of Fertilizers (DoF) notified through Notification F. No. D(FA)/2016/DBT dated March 17, 2017. Reviewed the agreement with dealers. Performed analytical review procedures on the subsidy claim lodged by the Company from the inception of the DBT scheme and subsidy accounted by the Company. Analyzed post Balance Sheet sales through PoS devices in Integrated Fertiliser Management System (iFMS) to assess the sales trend. Considered the ageing of the stock with the dealers for which sales not reported in the (iFMS) and assessed the conservative approach adopted by the Company. Compliance with Ind AS 20 on 'Accounting for Government Grants and Disclosure of Government Assistance' Method consistently followed by the Company.
2	Property, Plant & Equipment: Estimates of useful lives and residual value of Property, Plant and Equipment is a significant area requiring Management judgment of estimates and application of accounting policies that have significant effect on the amounts recognized in the Standalone Ind AS Financial Statements.	<ul style="list-style-type: none"> We examined whether the Company has maintained proper records showing full particulars, including quantitative details and situation of fixed assets and our observations are shown in clause 1(a) to Annexure A to this report. Reviewed the report of the committee that studied the Impairment of the assets. Reviewed the capitalisation made during the year under review Reviewed the valuation report of the assets held for sale, regrouped during the year. We have tested the computation of depreciation on sample basis. Reviewed the report on the physical verification of Property, Plant and Equipment carried out by the Management and comments of the branch auditors in

INDEPENDENT AUDITORS' REPORT ON THE FINANCIAL STATEMENTS (STANDALONE)

		<p>their report regarding physical verification conducted at depots/ zonal offices. The deficiencies in the physical verification process are reported in clause 1(b) to Annexure A to this report</p> <ul style="list-style-type: none"> • The deficiencies in the reconciliation of land as per documents with the books of accounts and consequent effect on the verification of completeness and correctness of the land are reported in clause 1(c) to Annexure A to this report
--	--	--

Emphasis of Matter

- We draw attention to Note #18.1 of the standalone Ind AS financial statements regarding the confirmation of the loan and interest due thereon on the Government of India loan of ₹ 2,72,655.07 Lakhs outstanding as on March 31, 2021. However we report that the loan and interest due there on as on March 31, 2020 is confirmed by the Government of India during the year.

Our opinion is not modified in respect of this matter.

Management's Responsibility for the Standalone Ind AS Financial Statements

- The Company's Board of Directors is responsible for the matters stated in section 134(5) of the Act with respect to the preparation of these Standalone Ind AS Financial Statements that give a true and fair view of the financial position, financial performance including other comprehensive income, cash flows and changes in equity of the Company in accordance with the accounting principles generally accepted in India, including the Indian Accounting Standards (Ind AS) specified under section 133 of the Act read with Companies (Indian Accounting Standards) Rules, 2015, as amended. This responsibility also includes maintenance of adequate accounting records in accordance with the provisions of the Act for safeguarding of the assets of the Company and for preventing and detecting frauds and other irregularities; selection and application of appropriate accounting policies; making judgments and estimates that are reasonable and prudent; and design, implementation and maintenance of adequate internal financial controls, that were operating effectively for ensuring the accuracy and completeness of the accounting records, relevant to the preparation and presentation of the Standalone Ind AS Financial Statements that give a true and fair view and are free from material misstatement,

whether due to fraud or error.

- In preparing the Standalone Ind AS financial statements, management is responsible for assessing the Company's ability to continue as a going concern, disclosing, as applicable, matters related to going concern and using the going concern basis of accounting unless management either intends to liquidate the Company or to cease operations, or has no realistic alternative but to do so.
- The Board of Directors are also responsible for overseeing the Company's financial reporting process.

Auditors' Responsibilities for the Audit of the Standalone Ind AS Financial Statements

- Our objectives are to obtain reasonable assurance about whether the Standalone Ind AS Financial Statements as a whole are free from material misstatement, whether due to fraud or error, and to issue an auditor's report that includes our opinion. Reasonable assurance is a high level of assurance, but is not a guarantee that an audit conducted in accordance with SAs will always detect a material misstatement when it exists. Misstatements can arise from fraud or error and are considered material if, individually or in the aggregate, they could reasonably be expected to influence the economic decisions of users taken on the basis of these Standalone Ind AS Financial Statements.
- As part of an audit in accordance with SAs, we exercise professional judgment and maintain professional skepticism throughout the audit. We also:
 - Identify and assess the risks of material misstatement of the Standalone Ind AS Financial Statements, whether due to fraud or error, design and perform audit procedures responsive to those risks, and obtain audit evidence that is sufficient

INDEPENDENT AUDITORS' REPORT ON THE FINANCIAL STATEMENTS (STANDALONE)

and appropriate to provide a basis for our opinion. The risk of not detecting a material misstatement resulting from fraud is higher than for one resulting from error, as fraud may involve collusion, forgery, intentional omissions, misrepresentations, or the override of internal control.

- Obtain an understanding of internal controls relevant to the audit in order to design audit procedures that are appropriate in the circumstances. Under section 143(3)(i) of the Companies Act, 2013, we are also responsible for expressing our opinion on whether the company has adequate internal financial controls with reference to financial control system in place and the operating effectiveness of such controls.
 - Evaluate the appropriateness of accounting policies used and the reasonableness of accounting estimates and related disclosures made by management.
 - Conclude on the appropriateness of management's use of the going concern basis of accounting and, based on the audit evidence obtained, whether a material uncertainty exists related to events or conditions that may cast significant doubt on the Company's ability to continue as a going concern. If we conclude that a material uncertainty exists, we are required to draw attention in our auditors' report to the related disclosures in the Standalone Ind AS Financial Statements or, if such disclosures are inadequate, to modify our opinion. Our conclusions are based on the audit evidences obtained up to the date of our auditors' report. However, future events or conditions may cause the Company to cease to continue as a going concern.
 - Evaluate the overall presentation, structure and content of the Standalone Ind AS Financial Statements, including the disclosures, and whether the financial statements represent the underlying transactions and events in a manner that achieves fair presentation.
13. We communicate with those charged with governance regarding, among other matters, the planned scope and timing of the audit and significant audit findings, including any significant deficiencies in internal control that we identify during our audit.
14. We also provide those charged with governance with a statement that we have complied with relevant

ethical requirements regarding independence, and to communicate with them all relationships and other matters that may reasonably be thought to bear on our independence, and where applicable, related safeguards.

15. From the matters communicated with those charged with governance, we determine those matters that were of most significance in the audit of the Standalone Ind AS Financial Statements of the current period and are therefore the key audit matters. We describe these matters in our auditors' report unless law or regulation precludes public disclosure about the matter or when, in extremely rare circumstances, we determine that a matter should not be communicated in our report because the adverse consequences of doing so would reasonably be expected to outweigh the public interest benefits of such communication

Other Matter

16. We did not audit the financial statements of five states comprising marketing offices of the Company included in the Standalone Ind AS financial statements of the Company, whose financial statements reflect total revenue of Rs 2,16,046.30 lakhs for the year ended on that date, as considered in the standalone Ind AS financial statements and total assets not quantifiable in the absence of certified trial balance of the areas as at March 31, 2021. The Company has submitted certain "financial schedules" only which have been audited by other auditors whose reports have been furnished to us by the Management and our opinion on the standalone Ind AS financial statements, in so far as it relates to the amounts and disclosures included in respect of these states and our report, in so far as it relates to the aforesaid states, is based solely on the reports of other auditors.

Our opinion on the standalone Ind AS financial statements, and our report on Other Legal and Regulatory Requirements below, is not modified in respect of the above matters, with respect to our reliance on the work done and the reports of the other auditors and the Standalone Ind AS financial statements / financial information certified by the Management, except on the scope limitation reported by other auditors due to non-provision of the trial balance of the states audited by them and their inability to ensure the correctness of the financial schedules due to this.

INDEPENDENT AUDITORS' REPORT ON THE FINANCIAL STATEMENTS (STANDALONE)

17. The Standalone Ind AS financial statements of the Company for the year ended March 31, 2020 were audited by another auditor whose report dated June 25, 2020 expressed a qualified opinion on those statements.

Report on other Legal and Regulatory Requirements

18. As required by the Companies (Auditors' Report) Order, 2016 ('the Order'), issued by the Central Government of India in terms of sub-section 11 of section 143 of the Act, we give in the "**Annexure A**", a statement on the matters specified in paragraph 3 and 4 of the Order, to the extent applicable;

19. Based on verification of books of accounts of the company and according to information and explanations given to us, we give in "**Annexure B**" a report on the directions issued by The Comptroller and Auditor General of India in terms of sub-section (5) of Section 143 of the Companies Act, 2013.

20. As required by section 143 (3) of the Act, we report that:

a. We have sought and obtained all the information and explanations which to the best of our knowledge and belief were necessary for the purposes of our audit.

b. In our opinion, proper books of account as required by law have been kept by the Company so far as it appears from our examination of those books and returns generally adequate for the purpose of our audit have been received from the units/ marketing offices not audited by us.

c. The reports on the accounts of the five states of the Company audited under Section 143(8) of the Act by other auditors have been given to us and have been properly dealt with by us in preparing this report.

d. The Balance Sheet, the Statement of Profit and Loss including Other Comprehensive Income, the Cash Flows Statement and the Statement of Changes in Equity dealt with by this Report are in agreement with the books of account and with the returns received from five states not audited by us, subject to the scope limitation by other auditors.

e. In our opinion, the aforesaid standalone Ind AS financial statements comply with the Indian

Accounting Standards specified under Section 133 of the Act, read with Companies (Indian Accounting Standards) Rules, 2015 subject to the matter specified in paragraph 3 above.

f. In view of exemption given vide notification no. G.S.R. 463(E) dated June 5, 2015, issued by Ministry of Corporate Affairs, provisions of Section 164(2) of the Act regarding disqualification of directors, are not applicable to the Company.

g. With respect to the adequacy of the internal financial controls over financial reporting of the Company with reference to the Standalone Ind AS Financial Statements and the operating effectiveness of such controls, refer to our separate report in "**Annexure C**".

h. With respect to the other matters to be included in the Auditors' Report in accordance with Rule 11 of the Companies (Audit and Auditors) Rules, 2014, as amended, in our opinion and to the best of our information and according to the explanations given to us:

i. The Company has disclosed the impact of pending litigations on its financial position in the Standalone Ind AS financial statements. (Refer Note #46 of the Standalone Ind AS Financial Statements).

ii. The Company has made provision, as required under the applicable law or accounting standards, for material foreseeable losses, if any, on long-term contracts including derivative contracts.

iii. There has been no delay in transferring amounts, required to be transferred, to the Investor Education and Protection Fund by the Company, where applicable.

21. Being a Government Company, the provisions of section 197 of the Act with respect to the matters to be included in the Auditor's Report is not applicable

For **K Venkatachalam Aiyer & Co.**
Chartered Accountants
FRN 004610S

Sd/-
CA P S Harikrishnan
Partner

Membership No 207560
UDIN : 21207560AAAADM1648

Place: Kochi
Date: June 18, 2021

ANNEXURES TO AUDITORS' REPORT

Annexure A to the Independent Auditors' Report of even date to the members of The Fertilisers and Chemicals Travancore Limited on the Standalone Ind AS financial statements for the year ended March 31, 2021

[Referred to in paragraph 21 under 'Report on Other Legal and Regulatory Requirements' in the Independent Auditors' Report of even date to the members of the Fertilisers and Chemicals Travancore Limited ("the Company") on the Standalone Ind AS Financial Statements as of and for the year ended 31st March 2021]:

1. In respect of the Company's fixed assets:

- a. The Company has maintained generally proper records showing the particulars including quantitative details except situation of fixed assets.
- b. Major portion of the fixed assets have been stated to be physically verified by the Management during the year and are not observed by us. However, we report that the physical verification to be done on a systematical order and the procedure needs to be strengthened. As explained to us, no material discrepancies were noticed on such physical verification.
- c. In our opinion and according to information and explanations given to us, the records examined by us and based on the examination of the conveyance deeds/ registered sale deeds of immovable properties included in fixed assets, we report that, out of the 1498.97 acres of land held by the Company, we have been informed that the original title deeds of immovable properties of 768.34 acres of land are submitted to District Court, Ernakulam, pledging 80.50 acres of land as a security against claim of a contractor (Refer Note #1.2.1 and Note #48 to the standalone Ind AS financial statements), title deeds of 374.65 acres of land submitted to a Bank for pledging 36.08 acres as security against credit facilities sanctioned (Refer Note #1.7 to the standalone financial statements) and 143.22 acres of land is under lease pending for conversion in to freehold land (Refer Note #1.2.2 to the standalone financial statements). We have not verified the documents in respect of the above parcels of lands as the title deeds are not made available for our verification. We have verified the original title deeds of 41 parcels of freehold land having an aggregate area of 156.24 acres and are in the name of the Company. Further, title deeds in respect of the following freehold and leasehold immovable properties are not held in the name of the Company.

Particulars	Extent of land(in acres)
Freehold land	*42.26
Leasehold land(Right of use asset)	**14.26

*As provided by the management (Refer Note #1.3 to the standalone Ind AS financial statements)

**The lease deed executed by the Company was expired and no fresh deed is executed till date, though the Company continues to occupy the land and pay lease rentals (Refer Note #1.2.1 and Note #1A to the standalone financial statements)

The Company has not reconciled the value of the land as per the financial statements with the cost of acquisition of the land as per the title deeds and the additional compensation paid for the acquisition of land, hence, we could not verify the completeness and correctness of the amount disclosed in the financial statements with respect to these title deeds. However the management confirms that the said non reconciliation will not affect the financial position and financial performance of the Company for the year ended March 31, 2021

ANNEXURES TO AUDITORS' REPORT

2 In respect of the Company's inventories:

- (a) The inventories have generally been physically verified by the Management as at year-end. In our opinion, the frequency of verification needs to be improved.
 - (b) In our opinion and according to the information and explanations given to us, the internal control system, procedure and process of physical verification of inventories followed by the Management to be improved in relation to the size of the Company and the nature of its business. Proper instructions are not seen given to the stock taking personnel to verify the quality of the stock at various locations.
 - (c) In our opinion and according to the information and explanations given to us, the Company has maintained proper records of inventories. As explained to us, no material discrepancies were noticed on such physical verification except in the case of sulphur, rock phosphate, benzene which have been properly dealt with in the books of account.
- 3 According to the information and explanations given to us, the Company has not granted any loans, secured or unsecured to companies, firms, limited liability partnerships or other parties covered under register maintained under section 189 of the Companies Act, 2013 ("the Act"), except the interest free advances in the nature of loans doubtful of recovery and advance against equity pending allotment for which full provision made to ₹ 3,850.48 lakhs (previous year ₹ 3,840.73 lakhs) to a joint venture company (Refer Note #5). Being an interest free advance and advance for equity pending allotment doubtful of recovery given to a joint venture company, we are unable to comment whether the terms and conditions of the loan is prejudicial to the interest of the Company or not.
 - 4 According to the information and explanations given to us, there are no loans, investments, guarantees and securities given in respect of which provisions of section 185 and 186 of the Act are applicable including the amount due from the joint venture company.
 - 5 According to the information and explanations given to us, the Company has not accepted any deposits from public. Therefore, the provisions of clause (v) of paragraph 3 of the Order are not applicable to the Company. However we report, advance from customers includes an amount of ₹ 422.32 Lakhs outstanding for more than 365 days as on the balance sheet date. As per the information given by the Company, the goods/services are not made against these advances due to non placement of orders, disputes and other reasons.
 - 6 We have broadly reviewed the cost records maintained by the Company pursuant to the Companies (Cost Records and Audit) Rules, 2014 prescribed by the Central Government under section 148(1) of the Act and are of the opinion that, prima facie, the prescribed cost records have been made and maintained by the Company. We have, however, not made a detailed examination of the records with a view to determining whether they are accurate or complete
 - 7 According to the information and explanations given to us and records of the Company examined by us, in respect of statutory dues:
 - (a) In our opinion, the Company has generally been regular in depositing undisputed statutory dues including Provident Fund, Employees' State Insurance, Income Tax, Goods and Services Tax, Customs Duty, Cess and other material statutory dues applicable to it with the appropriate authorities during the year. As per the information and explanation given to us and based on our verification of documents produced before us, there were no undisputed amounts payable in respect of Provident Fund, Employees' State Insurance, Income Tax, Goods and Services Tax, Customs Duty, Cess and other material statutory dues in arrears as at March 31, 2021 for a period of more than six months from the date they became payable except the following:

SL No	Name of the statute	Nature of dues	Amount (₹ in Lakhs)*	Period to which amount relates
1	Income Tax Act, 1961	Income Tax and interest due thereon	129.19	1995-96 to 1998-99
2	Income Tax Act, 1961	Income Tax and interest due thereon	13.26	1997-98
3	Income Tax Act, 1961	Income Tax and interest due thereon	79.03	1995-96

*These are the amounts outstanding as per books, as per the information given to us by the Company; these amounts are not paid due to non receipt of the order giving effect to the order of the Honorable High court of Kerala.

ANNEXURES TO AUDITORS' REPORT

(b) The details of dues towards Income Tax, Sales Tax, Service Tax, Customs Duty, Excise Duty, Value Added Tax and goods and services tax which have not been deposited as at March 31, 2021, on account of disputes are given below:

Name of the statute	Nature of dues	Demand-net of payment (Rs in lakhs)	Period to which dispute relates	Forum where dispute pending
Customs Act, 1962	Customs duty and interest due thereon	36.77	1990-92	Rectification application filed by the Department before CESTAT
Kerala Value Added Tax Act, 2003	Kerala Value Added Tax	83.40	2006-07	Special leave petition before Supreme Court by Commercial taxes Department, Govt. of Kerala
Central Excise Act, 1944	Excise duty, interest and penalty against utilization of CENVAT credit against duty payable.	10,253.63	2010-11 to 2013-14	Customs, Excise and Service Tax Appellate Tribunal, Bengaluru
Central Excise Act, 1944	Excise duty, interest and penalty on shortage of raw material written off.	99.60	2003-04	High Court of Kerala (Stay order granted)
Finance Act, 1994	Service tax and interest thereon, upfront premium on shares	311.36	2003-04	Customs, Excise and Service Tax Appellate Tribunal, Bengaluru
Finance Act, 1994	Service tax and interest thereon on training fee.	13.16	2012-13	Customs, Excise and Service Tax Appellate Tribunal, Bengaluru
Madhya Pradesh Entry Tax	Entry Tax	3.67	1980-84	Board of Revenue (Commercial Tax Tribunal) Gwalior
Sales Tax Act, Punjab	Sales Tax	75.62	1999-00 and 2000-01	Deputy Excise and Taxation Commissioner (Appeals) Patiala
Sales Tax Act, Orissa	Sales Tax	63.00	1985-1992	Sales Tax Tribunal, Orissa, Cuttack
Kerala Value Added Tax Act, 2003	Value Added Tax	14,479.41	2011-12	High Court of Kerala (Stay order granted)
Kerala Value Added Tax Act, 2003	Penalty u/s 47(6) of the Kerala Value Added Tax, Act, 2003	7.68	2011-12	Kerala Value added Tax Appellate Tribunal Ernakulam
The Central Sales Tax Act, 1956	Central Sales Tax and interest due thereon	25.45	2013-14	Deputy Commissioner (Appeals) Commercial Taxes Ernakulam
The Central Sales Tax Act, 1956	Central Sales Tax and interest due thereon	46.22	2014-15	Deputy Commissioner (Appeals) Commercial Taxes Ernakulam
The Central Sales Tax Act, 1956	Central Sales Tax and interest due thereon	27.15	2015-16	Deputy Commissioner (Appeals) Commercial Taxes Ernakulam
Income Tax Act, 1961	Tax demand due to disallowance	1.32	2005-06	Commissioner of Income Tax (Appeals), Kochi
Income Tax Act, 1961	Interest on Income Tax	2.94	2001-02	Commissioner of Income Tax (Appeals), Kochi

ANNEXURES TO AUDITORS' REPORT

8. Based on our examination of the records of the Company and according to the information and explanations given to us, the Company has no dues to financial institution or debenture holders as at the Balance Sheet date. The Company has not defaulted in repayment of loans or borrowings to banks. However we report that the Company has not paid the interest on loan taken from Government of India for an amount of ₹ 95,606.32 lakhs (Previous year ₹ 71,704.74 Lakhs) based on the repayment clause in the loan agreement dated March 3, 2016 which stipulates the repayment of the loan and interest in three or more equated installments within five years (by 2022) after an initial moratorium of one year from the loan sanction date.
(Refer Note number 18 (1) to Standalone Ind AS financial statements)
9. According to the information and explanations given to us, the Company has not raised money by way of initial public offer or further public offer (including debt instruments) and term loans during the year. (Refer Note number 18.2 of standalone Ind AS financial statements).
10. To the best of our knowledge and according to the information and explanations given to us, no fraud by the Company or no material fraud on the Company by its officers or employees has been noticed or reported during the year.
11. In view of exemption given vide notification no. G.S.R. 463(E) dated June 5 2015, issued by Ministry of Corporate Affairs, provisions of Section 197 read with Schedule V of the Act regarding managerial remuneration are not applicable to the Company. Accordingly, paragraph 3(xi) of the Order is not applicable.
12. In our opinion, the Company is not a Nidhi Company. Therefore the provisions of clause 3(xii) of the Order are not applicable to the Company and hence not commented upon.
13. According to the information and explanations given to us and based on our examination of the records of the Company, all transactions entered into by the Company with the related parties are in compliance with Sections 177 and 188 of the Act where applicable and details of such transactions have been disclosed in the Standalone Ind AS Financial Statements, as required by the applicable Indian Accounting Standards.
14. According to the information and explanations given to us and based on our examination of the records, the Company has not made any preferential allotment or private placement of shares or fully or partly convertible debentures during the year. Accordingly, paragraph 3(xiv) of the Order is not applicable;
15. According to the information and explanations given to us and based on our examination of the records, the Company has not entered during the year into non-cash transactions with directors or persons connected with them. Accordingly, paragraph 3(xv) of the Order is not applicable.
16. According to the information and explanations given to us, the Company is not required to be registered under section 45 IA of the Reserve Bank of India Act, 1934 and hence reporting under clause (xvi) of paragraph 3 of the Order is not applicable.

For K Venkatachalam Aiyer & Co.
Chartered Accountants
FRN 004610S

Sd/-
CA P S Harikrishnan
Partner
Membership No 207560
UDIN: 21207560AAAADM1648

Place: Kochi
Date: June 18, 2021

ANNEXURES TO AUDITORS' REPORT
Annexure B to the Independent Auditors' Report of even date to the members of The Fertilisers and Chemicals Travancore Limited on the Standalone Ind AS financial statements for the year ended March 31, 2021

(Referred to in Paragraph 23 under 'Report on Other Legal and Regulatory Requirements' section of our report of even date)

SL No	C & AG Directions	Observations/findings
1	State of impact of revision of subsidies for fertilizers products, viz. NPK, Ammonium Sulphate and imported MoP in valuation of its closing stock.	The closing stock of NPK, Ammonium Sulphate and imported MoP as on 31st March 2021 has been valued at cost. There is no impact of revision of subsidy in valuation of closing stock.
2	Whether subsidy was recognised as per the provisions of Direct Benefit Transfer scheme of GoI?	According to information and explanations given to us and based on the examination of records of the Company, the subsidy income is recognised at the time of sales to the dealers. However the subsidy claim is made by the Company with GoI at the time of ultimate sales made to the beneficiary.
3	State the area of land under encroachment and briefly explain the steps taken by the Company to remove encroachments	As per the information and representation given to us no area of land of the company is under encroachment [Refer Annexure A(1)(c)]
4	Whether subsidy received/recoverable from Government of India has been properly accounted for and reconciled as per claims admitted?	Based on Audit Procedure performed by us and as per the information and explanation given to us, Price and Freight Subsidy receivable is measured and raised based on policy issued by DoF /principle/ notifications received from Fertilizer Industry Coordination Committee (FICC), an office of the Government of India which regulates such subsidy. Escalation/ De-escalation in notified rates is considered for accounting the subsidy received/recoverable from Government of India. The claim made by the Company and the claim admitted by GoI are reconciled.
5	Whether the company has system in place to process all the accounting transactions through IT system? If yes, the implications of processing of accounting transactions outside IT system on the integrity of the accounts along with the financial implications, if any, may be stated	According to information and explanations given to us and based on the examination of records of the Company, all the accounting transactions of the Company are processed through IT system. As explained to us, there is no accounting transaction being processed outside the IT system except valuation of inventories. However this has no financial implication on the accompanying financial statements.
6	Whether there is any restructuring of an existing loan or cases of waiver/write off of debts /loans/interest etc. made by a lender to the company due to the company's inability to repay the loan? If yes, the financial impact may be stated Whether such cases are properly accounted for? (In case, lender is a Government Company, then this direction is also applicable for statutory auditors of lender company)	According to information and explanations given to us, during the year, there was no restructuring of existing loans of the Company or cases of waiver/write off of debts /loans/interest etc. made by a lender to the Company due to Company's inability to repay the loan. However we report that the company submitted a financial restructuring proposal to Department of Fertilizers, Government of India and no decision was taken by the Government on this proposal as on the balance sheet date.

ANNEXURES TO AUDITORS' REPORT

SL No	C & AG Directions	Observations/findings
7	Whether funds (grants/subsidy etc) received/receivable for specific schemes from Central/ State Government or its agencies were properly accounted for/ utilized as per its term and conditions? List the cases of deviation.	According to information and explanations given to us, during the year, the Company received freight subsidy against the freight expenses incurred for the transportation of the fertilizers from plant/ port to the depots and DBT subsidy against the ultimate sale of fertilizers to the beneficiaries. These funds are properly accounted/ utilized. The company has not received / receivable any other fund for specific schemes of central/ state agencies during the year.

For **K Venkatachalam Aiyer & Co.**
 Chartered Accountants
 FRN 004610S

Sd/-
CA P S Harikrishnan
 Partner

Membership No 207560
 UDIN : 21207560AAAADM1648

Place: Kochi
 Date: June 18, 2021

ANNEXURES TO AUDITORS' REPORT

Annexure C to the Independent Auditors' Report of even date to the members of The Fertilisers and Chemicals Travancore Limited on the Standalone Ind AS financial statements for the year ended March 31, 2021

Independent Auditors' Report on the Internal Financial Controls under Clause (i) of Sub-section 3 of Section 143 of the Companies Act, 2013 ("the Act")

We have audited the internal financial controls over financial reporting of **the FERTILISERS AND CHEMICALS TRAVANCORE LIMITED** ('the Company') as of 31 March 2021 in conjunction with our audit of the Standalone Ind AS financial statements of the Company for the year ended on that date.

Management's Responsibility for Internal Financial Controls

The Company's management is responsible for establishing and maintaining internal financial controls based on "the internal control over financial reporting" criteria established by the Company considering the essential components of internal controls stated in the Guidance Note on Audit of Internal Financial Controls over Financial Reporting (the "Guidance Note") issued by the Institute of Chartered Accountants of India. These responsibilities include the design, implementation and maintenance of adequate internal financial controls that were operating effectively for ensuring the orderly and efficient conduct of its business, including adherence to the company's policies, the safeguarding of its assets, the prevention and detection of frauds and errors, the accuracy and completeness of the accounting records, and the timely preparation of reliable financial information, as required under the Companies Act, 2013.

Auditors' Responsibility

Our responsibility is to express an opinion on the Company's internal financial controls over financial reporting based on our audit. We conducted our audit in accordance with the Guidance Note on Audit of Internal Financial Controls over Financial Reporting (the 'Guidance Note') and the Standards on Auditing, issued by the ICAI and deemed to be prescribed under Section 143(10) of the Act, to the extent applicable to an audit of internal financial controls, both applicable to an audit of Internal Financial Controls and, both issued by the ICAI. Those Standards and the Guidance Note require that we comply with ethical requirements and plan and perform the audit to obtain reasonable assurance about whether adequate internal financial controls over financial reporting was established and maintained and if such controls operated effectively in all material respects.

Our audit involves performing procedures to obtain audit evidence about the adequacy of the internal financial controls system over financial reporting and their operating effectiveness. Our audit of internal financial controls over financial reporting included obtaining an understanding of internal financial controls over financial reporting, assessing the risk that a material weakness exists, and testing and evaluating the design and operating effectiveness of internal control based on the assessed risk.

The procedures selected depend on the auditors' judgment, including the assessment of the risks of material misstatement of the standalone financial statements, whether due to fraud or error.

We believe that the audit evidence we have obtained is sufficient and appropriate to provide a basis for our audit opinion on the Company's internal financial controls system over financial reporting

Meaning of Internal Financial Controls over Financial Reporting

A company's internal financial control over financial reporting is a process designed to provide reasonable assurance regarding the reliability of financial reporting and the preparation of financial statements for external purposes in accordance with generally accepted accounting principles. A company's internal financial control over financial reporting includes those policies and procedures that

- (1) Pertain to the maintenance of records that, in reasonable detail, accurately and fairly reflect the transactions and dispositions of the assets of the Company;
- (2) Provide reasonable assurance that transactions are recorded as necessary to permit preparation of financial statements in accordance with generally accepted accounting principles, and that receipts and expenditures

ANNEXURES TO AUDITORS' REPORT

of the Company are being made only in accordance with authorizations of the management and directors of the Company; and

- (3) Provide reasonable assurance regarding prevention or timely detection of unauthorized acquisition, use, or disposition of the Company's assets that could have a material effect on the financial statements.

Inherent Limitations of Internal Financial Controls over Financial Reporting

Because of the inherent limitations of internal financial controls over financial reporting, including the possibility of collusion or improper management override of controls, material misstatements due to error or fraud may occur and not be detected. Also, projections of any evaluation of the internal financial controls over financial reporting to future periods are subject to the risk that the internal financial control over financial reporting may become inadequate because of changes in conditions, or that the degree of compliance with the policies or procedures may deteriorate

Opinion

In our opinion, to the best of our information and according to the explanations given to us, the Company has, in all material respects, reasonably adequate internal financial controls system over financial reporting and such internal financial controls over financial reporting need to be strengthened as at March 31, 2021, based on the internal control over financial reporting criteria established by the Company, considering the essential components of internal control stated in the Guidance Note on 'Audit of Internal Financial Controls Over Financial Reporting' issued by the ICAI. However, we are unable to comment on the adequacy of internal financial controls over financial reporting on two out of five states, in the absence of any specific reporting by the other auditors of these states.

For **K Venkatachalam Aiyer & Co.**
Chartered Accountants
FRN 004610S

Sd/-
CA P S Harikrishnan
Partner
Membership No 207560
UDIN: 21207560AAAADM1648

Place: Kochi
Date: June 18, 2021

COMMENTS OF C&AG OF INDIA ON STANDALONE FINANCIAL STATEMENTS

Principal Director of Audit,
(Agriculture, Food & Water Resources),
New Delhi

Confidential

Report2-48/DGA/(AF&WR)/Accounts/FACT/2020-21/2528
Dtd. 13/08/2021

To
The Chairman & Managing Director
The Fertilizers and Chemicals Travancore Limited
Eloor, Udyogamandal, Kochi 63 501

Sub: Comments of the Comptroller and Auditor General of India under section 143 (6) (b) of the Companies Act 2013 on the financial accounts of The Fertilizers and Chemicals Travancore Limited (Standalone) for the year ended 31 March 2021.

Sir,
A no comments certificate (Nil Report) is being sent herewith under section 143 (6) (b) of the Companies Act 2013 on the financial accounts of The Fertilizers and Chemicals Travancore Limited (Standalone) for the year ended 31st March, 2021.
Kindly acknowledge receipt.

Yours faithfully,

Sd/-
(Keerti Tewari)
Director General Audit
(Agriculture, Food & Water Resources)

COMMENTS OF THE COMPTROLLER AND AUDITOR GENERAL OF INDIA UNDER SECTION 143(6)(b) OF THE COMPANIES ACT, 2013 ON THE FINANCIAL STATEMENTS OF THE FERTILISERS AND CHEMICALS TRAVANCORE LIMITED (Standalone) FOR THE YEAR ENDED 31 MARCH 2021

The preparation of financial statements of The Fertilisers and Chemicals Travancore Limited for the year ended 31 March 2021 in accordance with the financial reporting framework prescribed under the Companies Act, 2013 (Act) is the responsibility of the management of the Company. The Statutory auditor /auditors appointed by the Comptroller and Auditor General of India under Section 139(5) of the Act, is /are responsible for expressing opinion on the financial statements under Section 143 of the Act based on independent audit in accordance with the Standards on auditing prescribed under section 143(10) of the Act. This is stated to have been done by them vide their Audit Report dated 18 June 2021.

I, on behalf of the Comptroller and Auditor General of India, have conducted a supplementary audit of the financial statements of The Fertilisers and Chemicals Travancore Limited for the year ended 31 March 2021 under section 143(6)(a) of the Act. This supplementary audit has been carried out independently without access to the working papers of the Statutory Auditors and is limited primarily to inquiries of the statutory auditors and company personnel and a selective examination of some of the accounting records.

On the basis of my supplementary audit, nothing significant has come to my knowledge which would give rise to any comment upon or supplement to statutory auditor's report under section 143(6) (b) of the Act.

For and on the behalf of the Comptroller & Auditor General of India

Sd/-
(Keerti Tewari)
DIRECTOR GENERAL OF AUDIT
(Agriculture, Food & Water Resources)

Place: New Delhi
Date: 13.08.2021

STANDALONE BALANCE SHEET AS AT 31ST MARCH 2021

Balance Sheet as at 31st March 2021

₹ In Lakh

Particulars	Note No.	As at 31.03.2021	As at 31.03.2020	As at the beginning of 01.04.2019
ASSETS				
NON CURRENT ASSETS				
Property, Plant and Equipment	1	25,160.70	25,637.74	25,245.43
Right-of-use assets	1A	3,294.12	0.00	0.00
Capital Work in Progress	1B	5,498.34	3,895.71	1,791.91
Investment Property	2A	6.51	6.61	6.71
Other Intangible Assets	2B	112.32	109.21	141.66
Financial Assets				
Investments	3	8,627.11	7,812.07	6,906.2
Loans	4	672.44	945.57	964.26
Other Financial Assets	5	2,611.59	3,063.67	13.64
Other Non Current Assets	6	4.89	136.10	197.28
		45,988.02	41,606.68	35,267.09
CURRENT ASSETS				
Inventories	7	51,563.95	56,326.57	65,200.72
Financial Assets				
Trade Receivables	8	10,438.13	39,016.24	40,530.53
Cash and Cash equivalents	9	17,878.46	4,871.75	642.77
Other Bank Balances	10	1,48,808.35	63,599.98	6,824.53
Loans	11	88.17	46.27	52.32
Other Financial Assets	12	19,979.98	19,273.43	41,839.43
Current Tax Assets	13	1,039.05	1,611.22	543.90
Other current Assets	14	36,882.50	30,840.00	36,474.03
		2,86,678.59	2,15,585.46	1,92,108.23
Non-current Assets held for Disposal	15	4,065.02	4,065.02	4,065.02
TOTAL ASSETS		3,36,731.63	2,61,257.16	2,31,440.34
EQUITY AND LIABILITIES				
EQUITY				
Equity Share Capital	16	64,707.20	64,707.20	64,707.20
Other Equity	17	(82,205.57)	(1,13,899.35)	(2,11,980.80)
		(17,498.37)	(49,192.15)	(1,47,273.6)

STANDALONE BALANCE SHEET AS AT 31ST MARCH 2021

Particulars	Note No.	As at 31.03.2021	As at 31.03.2020	As at the beginning of 01.04.2019
LIABILITIES				
NON CURRENT LIABILITIES				
Financial Liabilities				
Borrowings	18	1,530.00	90,564.38	1,79,598.75
Other Financial Liabilities	19	2,900.11	38.14	0.00
Provisions	20	18,966.41	19,231.83	17,326.61
Other Non Current Liabilities	21	628.45	692.14	755.82
		24,024.97	1,10,526.49	1,97,681.18
CURRENT LIABILITIES				
Financial Liabilities				
Borrowings	22	0.00	2,469.95	47,793.18
Trade Payables	23			
(i) Due to Micro, Small and Medium Enterprises		99.70	117.92	173.65
(ii) Due to Others		37,344.75	21,023.29	41,723.22
Other Financial Liabilities	24	2,82,280.17	1,71,301.53	86,636.6
Other Current Liabilities	25	4,812.48	2,840.24	2,925.97
Provisions	26	5,667.93	2,169.89	1,780.14
		3,30,205.03	1,99,922.82	1,81,032.76
TOTAL EQUITY AND LIABILITIES		3,36,731.63	2,61,257.16	2,31,440.34

Statement of Significant Accounting Policies
 Explanatory Information on Financial Statements

A
 37-61

In terms of our Report Attached

For K. Venkatachalam Aiyer and Co

Chartered Accountants

Firm Registration No. 004610S

For and on behalf of the Board of Directors

Sd/-

P.S Harikrishnan

Partner

Membership No.207560

Sd/-

S Sakthimani

Director (Finance) & Chief Financial Officer

DIN 07482308

Sd/-

Kishor Rungta

Chairman & Managing Director

DIN 00231106

Sd/-

K V Balakrishnan Nair

Company Secretary & Executive Director (Finance)

Place: Kochi

Date: 18.06.2021

STANDALONE STATEMENT OF PROFIT AND LOSS FOR THE YEAR ENDED 31ST MARCH 2021
Statement of Profit and Loss for the year ended 31st March 2021

₹ In Lakh

Particulars	Note No.	Year ended 31.03.2021	Year ended 31.03.2020
I Revenue from Operations	27	3,25,882.19	2,76,991.22
II Other Income	28	6,758.99	3,163.16
III Total Income (I+II)		3,32,641.18	2,80,154.38
IV Expenses			
Cost of Materials Consumed	29	1,39,048.11	1,52,366.98
Purchase of Stock in Trade	30	34,091.36	7,213.52
Changes in Inventories of Finished Goods			
Stock-in-Trade and Work-in-Progress	31	9,672.26	859.60
Employee Benefit Expenses	32	22,922.17	23,302.18
Finance Cost	33	24,526.29	28,934.35
Depreciation and Amortization Expenses / Impairment	1,2	2,269.06	1,801.66
Other Expenses	34	64,913.86	65,342.38
Total Expenses (IV)		2,97,443.11	2,79,820.67
V Profit / (Loss) before exceptional items and tax (III - IV)		35,198.07	333.7
VI Exceptional Items (Income /(Expenses))	35	0.00	97,216.52
VII Profit / (Loss) before Tax (V+VI)		35,198.07	97,550.23
VIII Tax Expenses		0.00	0.00
IX Profit / (Loss) for the Year (VII-VIII)		35,198.07	97,550.23
X Other Comprehensive Income			
(i) Items that will not be reclassified to Profit or loss		815.04	905.88
(ii) Remeasurement of defined benefit plan	17	(4,317.63)	(372.78)
(iii) Income Tax relating to items that will not be reclassified to Profit or Loss		0.00	0.00
Other Comprehensive income for the year (X)		(3,502.59)	533.10
XI Total Comprehensive Income for the year (IX+X)		31,695.48	98,083.33
XII Earnings per Equity Share			
Basic/Diluted per Equity Share (₹)	36	5.44	15.08

Statement of Significant Accounting Policies
Explanatory Information on Financial Statements

A
37-61

In terms of our Report Attached

For K. Venkatachalam Aiyer and Co

Chartered Accountants

Firm Registration No. 004610S

Sd/-

P.S Harikrishnan

Partner

Membership No.207560

Sd/-

S Sakthimani

Director (Finance) & Chief Financial Officer

DIN 07482308

Sd/-

K V Balakrishnan Nair

Company Secretary & Executive Director (Finance)

For and on behalf of the Board of Directors

Sd/-

Kishor Rungta

Chairman & Managing Director

DIN 00231106

Place: Kochi

Date: 18.06.2021

STANDALONE CASH FLOW STATEMENT FOR THE YEAR ENDED 31ST MARCH 2021
Cash Flows Statement for the year ended 31st March 2021

₹ In Lakh

Particulars	Year ended 31.03.2021	Year ended 31.03.2020
A Cash flow From Operating Activities		
Net Profit / (Loss) before Tax	35,198.07	97,550.23
Adjustments for:		
Depreciation / Impairment loss on Assets	2,269.06	1,801.66
Exceptional items	0.00	(97,216.52)
(Profit) / Loss on Sale of Asset	(2.12)	12.68
Interest Income	(5,843.04)	(1,363.97)
Dividend Income	(31.82)	(26.70)
Interest and Finance Charges	24,526.29	28,934.35
Provision for Bad / Doubtful Debts	349.14	131.65
Provision for Bad / Doubtful Advances	183.32	21.44
Provision for Obsolescence	68.62	(61.96)
Amount written off- Deferred Government Grants	(1.70)	(1.88)
Expenditure towards Corporate Social Responsibility	12.12	2.40
Change in Provision	(1,085.01)	1,922.19
Adjustment for Non cash items	(306.19)	0.00
Operating Profit before Working Capital Changes	55,336.74	31,705.57
Adjustment for :		
Inventories	4,694.00	8,936.11
Trade Receivables	28,228.97	1,382.64
Loans	231.23	24.74
Other Current Assets	(6,225.82)	5,612.59
Other Non Current Assets	131.21	61.18
Other Financial Assets	2,893.77	23,507.05
Trade Payables	16,303.24	(20,755.66)
Other liabilities	184.43	(27,970.16)
	46,441.03	(9,201.51)
Cash Generated from Operations	101,777.77	22,504.06
Direct Tax Paid/ (Refund received)	572.17	(1,067.32)
Paid for Corporate Social Responsibility	(12.12)	(2.40)
Net Cash from Operating Activities	102,337.82	21,434.34

STANDALONE CASH FLOW STATEMENT FOR THE YEAR ENDED 31ST MARCH 2021
Cash flows statement for the year ended 31st March 2021

₹ In Lakh

Particulars	Year ended 31.03.2021	Year ended 31.03.2020
B Cash Flow from Investing Activities		
Acquisition of Property, plant and equipment/CWIP	(3,198.84)	(4,405.22)
Proceeds from the sale of Property, plant and equipment	4.63	97,343.91
Acquisition of intangible assets	(42.65)	0.00
(Investment in)/Withdrawal of Bank deposits	(84,756.29)	(59,825.48)
Interest Received	2,242.72	422.92
Dividend Received	31.82	26.70
Net Cash from investing Activities	(85,718.61)	33,562.83
C Cash Flow from Financing Activities		
Net Proceeds /(Repayment) of Working capital facilities and short term loans	(2,979.96)	(45,833.22)
Interest Paid	(632.54)	(4,934.97)
Net Cash from Financing Activities	(3,612.50)	(50,768.19)
Net increase in Cash and Cash Equivalent (A+B+C)	13,006.71	4,228.98
Cash and Cash Equivalent as at 1st April (Opening Balance)	4,871.75	642.77
Cash and Cash Equivalent as at 31st March (Closing Balance)	17,878.46	4,871.75
Closing Cash and Cash Equivalents		
Represented By :		
Cash on hand	4.87	4.34
Balances with banks	3,302.15	1,796.27
Cheques, drafts on hand	0.00	0.00
Deposit with Bank (less than 3 month maturity)	14,571.44	3,071.14
Total	17,878.46	4,871.75

In terms of our Report Attached

For K. Venkatachalam Aiyer and Co

Chartered Accountants

Firm Registration No. 004610S

Sd/-

P.S Harikrishnan

Partner

Membership No.207560

Sd/-

S Sakthimani

Director(Finance) & Chief Financial Officer

DIN 07482308

Sd/-

K V Balakrishnan Nair

Company Secretary & Executive Director (Finance)

For and on behalf of the Board of Directors

Sd/-

Kishor Rungta

Chairman & Managing Director

DIN 00231106

Place: Kochi

Date: 18.06.2021

STATEMENT OF CHANGES IN EQUITY
Statement of changes in equity
A. Equity share capital

₹ In Lakh

Particulars	2020-21			2019-20		
	Opening balance as at 1st Apr 2020	Changes in equity share capital during the year	Closing balance as at 31st Mar 2021	Opening balance as at 1st Apr 2019	Changes in equity share capital during the year	Closing balance as at 31st Mar 2020
Equity shares of ₹10 each	64,707.20	Nil	64,707.20	64,707.20	Nil	64,707.20
Total	64,707.20		64,707.20	64,707.20		64,707.20

B. Other Equity

₹ In Lakh

Particulars	Reserves and Surplus			Equity Instrument Through Other Comprehensive Income	Total
	Capital Reserve	Retained Earnings	Government Grant		
Balance as on 01.04.2020	2.64	(121,401.85)	54.35	7,445.51	(113,899.35)
Changes in Accounting Policy or prior period errors		-			-
Restated Balance at the beginning of the reporting period	2.64	(121,401.85)	54.35	7,445.51	(113,899.35)
Profit for the year		35,198.07			35,198.07
Other Comprehensive Income for the year (Net of Taxes; if any)		(4,317.63)		815.04	(3,502.59)
Total Comprehensive Income for the year		30,880.44		815.04	31,695.48
Transfers(if any)		(1.70)			(1.70)
Balance as on 31.03.2021	2.64	(90,521.41)	52.65	8,260.55	(82,205.57)

STATEMENT OF CHANGES IN EQUITY

₹ In Lakh

Particulars	Reserves and Surplus			Equity Instrument Through Other Comprehensive Income	Total
	Capital Reseve	Retained Earnings	Government Grant		
Balance as on 01.04.2019	2.64	(218,532.40)	56.23	6,539.63	(211,933.90)
Changes in Accounting Policy or prior period errors		(46.90)			(46.90)
Restated Balance at the beginning of the reporting period	2.64	(218,579.30)	56.23	6,539.63	(211,980.80)
Profit for the year		97,550.23			97,550.23
Other Comprehensive Income for the year (Net of Taxes; if any)		(372.78)		905.88	533.10
Total Comprehensive Income for the year		97,177.45		905.88	98,083.34
Transfers(if any)			(1.89)		(1.89)
Balance as on 31.03.2020	2.64	(121,401.85)	54.35	7,445.51	(113,899.35)

In terms of our Report Attached

For K. Venkatachalam Aiyer and Co

Chartered Accountants

Firm Registration No. 004610S

For and on behalf of the Board of Directors

Sd/-

P.S Harikrishnan

Partner

Membership No.207560

Sd/-

S Sakthimani

Director (Finance) & Chief Financial Officer

DIN 07482308

Sd/-

Kishor Rungta

Chairman & Managing Director

DIN 00231106

Sd/-

K V Balakrishnan Nair

Company Secretary & Executive Director (Finance)

Place: Kochi

Date: 18.06.2021

Note A

Statement of Significant Accounting Policies forming part of Financial Statements for the Year ended 31st March 2021

1. Corporate Information

The Company is a Public Limited company domiciled in India and is incorporated under provisions of the Companies Act applicable in India. The registered office of the Company is located at Eloor, Udyogamandal, Ernakulam 683501, Kerala. The shares of the company are listed in National Stock Exchange of India Limited.

2. Basis for preparation of financial statements

The standalone financial statements of the Company have been prepared in accordance with accounting standards prescribed under Section 133 of the Companies Act, 2013 (the Act), Companies (Indian Accounting Standards) Rules as amended and other relevant provisions of the Act.

The standalone financial statements have been prepared under the historical cost and on accrual basis, except for the following: -

- Certain financial assets and liabilities measured at fair value
- Certain provisions recognized using actuarial valuation techniques
- Non-current assets classified as held for sale are measured at the lower of their carrying amount and fair value less costs to sell.
- Defined benefit plans – plan assets measured at fair value

The standalone financial statements are presented in Indian Rupees (₹) and all values are rounded to the nearest lakh (₹ 00,000), except when otherwise indicated.

2.1 Use of Estimate

The preparation of financial statements in conformity with Ind AS requires management to make estimates, judgments and assumptions. These estimates and judgments affect the application of accounting policies and the reported amount of assets and liabilities, the disclosure of contingent assets and contingent liabilities at the date of financial statements and the reported amount of revenue and expenses during the period. Application of accounting policies that require critical accounting estimates involving judgments have been disclosed in note (3). Accounting estimates could change from period to period. Actual results could differ from those estimates. Appropriate changes in estimates are made as management becomes aware of change in circumstances surrounding the estimates. Changes in estimates are reflected in the financial statements in the period in which changes are made and if material, their effects are disclosed in the notes to the financial statements.

2.2 Current versus non-current classification

Any asset or liability is classified as current if it satisfies any of the following conditions:

- i. the asset/liability is expected to be realized/settled in the Company's normal operating cycle;
- ii. the asset is intended for sale or consumption;
- iii. the asset/liability is held primarily for the purpose of trading;
- iv. the asset/liability is expected to be realized/settled within twelve months after the reporting period;
- v. the asset is cash or cash equivalent unless it is restricted from being exchanged or used to settle a liability for at least twelve months after the reporting date;
- vi. in the case of a liability, the Company does not have an unconditional right to defer settlement of the liability for at least twelve months after the reporting date.

NOTES FORMING PART OF THE STANDALONE FINANCIAL STATEMENTS

All other assets and liabilities are classified as non-current.

For the purpose of current/non-current classification of assets and liabilities, the Company has ascertained its normal operating cycle as twelve months. This is based on the nature of services and the time between the acquisition of assets or inventories for processing and their realization in cash and cash equivalents.

3. Significant Accounting Policies

i) Property Plant and Equipment

- a) All Property, Plant and Equipment are stated at acquisition cost less accumulated depreciation / amortization and cumulative impairment. Subsequent costs are included in the asset's carrying amount or recognised as a separate asset, as appropriate, only when it is probable that future economic benefits associated with the item will flow to the Company and the cost of the item can be measured reliably. The carrying amount of any component accounted for as a separate asset is derecognized when replaced.
- b) All repairs and maintenance are charged to the Statement of Profit and Loss during the period in which they are incurred. Gains or losses arising on retirement or disposal of property, plant and equipment are recognised in the Statement of Profit and Loss.
- c) Land purchased/acquired and under the possession of the company are treated as free hold land.
- d) Technical know-how / license fee relating to plant / facilities are capitalized as part of cost of the underlying asset
- e) Income approach is adopted for accounting Government grants related to depreciable Property, Plant and Equipment. Grants utilized for acquisition of depreciable Property, Plant and Equipment are treated as Deferred Government Grants and the same is recognized in the Statement of Profit and Loss on a systematic and rational basis over the useful life of the assets.
- f) Spares costing (Unit value of ₹10 lakh and above), and other components which are required to be replaced at intervals, meeting the recognition criteria, have been classified as Plant and equipment and are depreciated separately based on their specific useful lives.
- g) The present value of the expected cost for the decommissioning of an asset after its use is included in the cost of the respective asset if the recognition criteria for a provision are met.
- h) Revenue expenses exclusively attributable to projects incurred during construction period are capitalized. However, such expenses in respect of capital facilities being executed along with production / operation simultaneously are charged to revenue.

Financing cost incurred during construction period on loans specifically borrowed and utilized for projects is capitalized upto the date of capitalization.

Financing cost, if any, incurred on general borrowings used for projects is capitalized at the weighted average cost. The amount of such borrowings is determined after setting off the amount of internal accruals, if any.

Depreciation

Depreciation is charged on Property, plant and equipment based on the useful life of assets, prescribed under the Schedule II of the Companies Act 2013. The Company has adopted Straight Line method of depreciation for all the categories of assets, acquired on or after 01st April 2014.

Effective from 1st April, 2014, the Company has reassessed the useful life of its existing Property, plant and equipment (considering component approach wherever necessary) and has charged depreciation over the remaining useful lives, after retaining residual value, in accordance with the transitional provisions contained in the Schedule II of the Companies Act 2013.

Residual value of 5% has been retained for all the Property, plant and equipment, which is in line with the provisions of the Schedule II.

NOTES FORMING PART OF THE STANDALONE FINANCIAL STATEMENTS

Depreciation is charged @ 100% on the assets with acquisition value of less than ₹.5,000/-, the value being immaterial, considering the size and nature of the business of the Company.

Impairment

An asset is treated as impaired when the carrying amount of assets exceeds its recoverable value. Impairment loss is charged to the Statement of Profit and Loss in the year in which an asset is identified as impaired. When the recoverable amount of previously impaired assets exceeds its carrying amount, the value of asset is reinstated by reversing the impairment loss considered in prior years limited to lower of its recoverable value or carrying amount at the depreciated historical cost.

Capital Stores

Capital stores are valued at cost. Specific provision is made for likely diminution in value, wherever required.

Exemption Availed Under Ind AS 101

On transition to Ind AS, Company has elected to continue with the carrying value of all its property plant and equipment existing as at 1st April 2016, measured as per previous GAAP (Indian GAAP) and used that carrying value as the deemed cost of the property plant and equipment.

ii) Capital Work In Progress

Projects under which Property, Plant and Equipment are not yet ready for their intended use are carried at cost, comprising direct cost, related incidental expenses and attributable interest

iii) Investment Property

Investment properties are properties that are held to earn rentals and /or for capital appreciation (including property under construction for such purposes) and not occupied by the Company for its own use.

Investment properties are measured initially at cost, including transaction costs and net of recoverable taxes. The cost includes the cost of replacing parts and borrowing costs if recognition criteria are met. When significant parts of the investment property are required to be replaced at intervals, the Company depreciates them separately based on their specific useful lives. All other repair and maintenance costs are recognized in profit or loss as incurred.

Subsequent to initial recognition, investment properties are stated at cost less accumulated depreciation and accumulated impairment loss, if any.

Depreciation on Investment property, wherever applicable, is provided on straight line basis as per useful lives prescribed in Schedule II to Companies Act, 2013.

Investment properties are de-recognized either when they have been disposed off or when they are being occupied by the Company for its own use or when they are permanently withdrawn from use and no future economic benefit is expected from their disposal. The difference between the net disposal proceeds and the carrying amount of the asset is recognised in profit or loss in the period of derecognition .

Exemption availed under Ind AS 101

On transition to Ind AS, the Company has elected to continue with the carrying value of its Investment Property existing as at 1st April 2016, measured as per previous GAAP (Indian GAAP) and used that carrying value as the deemed cost of the same.

iv) Intangible Assets

Technical know-how / license fee relating to production process and process design are recognized as intangible assets and amortised on a straight line method over a period of 5 years or life of the underlying plant / facility whichever is earlier.

NOTES FORMING PART OF THE STANDALONE FINANCIAL STATEMENTS

Expenditure incurred on Research and Development, other than capital account is charged to revenue.

Costs incurred on computer software purchased/developed resulting in future economic benefits, are capitalized as intangible assets and amortized over a period of 5 years

Exemption Availed Under Ind AS 101

For transition to Ind AS, the Company has elected to continue with the carrying value of all of its intangible assets existing as on 1st April 2016 measured as per the previous GAAP (Indian GAAP) and use that value as its deemed cost as of the transition date. The Company has no intangible assets with infinite useful lives.

v) Inventory Valuation

Raw materials and stores and spares are valued at or below cost. Cost being ascertained on moving weighted average method. In cases where there has been a decline in the price of imported and indigenous raw material and it is estimated that cost of finished product will exceed the net realizable value, the materials are written down to net realizable value.

Materials in process are not valued.

Finished/Trading products are valued at lower of cost or net realizable value in the aggregate, product-wise. Intermediate products are valued at lower of cost or net realizable value derived from finished products and saleable by-product at realizable value. Cost of Finished / semi-finished / intermediate products are determined based on annual average cost excluding interest and head office and administrative overheads. Cost of finished goods in warehouse includes freight and handling charges.

Materials in transit / under inspection are valued at cost

Gypsum Valuation

The entire quantity of saleable gypsum is valued at the lowest slab of the approved price for the next financial year reduced by the anticipated loading charges and moisture discount or average of the actual price realized during the year, whichever is lower. For assessing the closing stock of gypsum, the saleable quantity is assessed on the basis of technical study as on 30.09.2018 and the year end stock has been derived by considering production, consumption, despatch and sales, till the year end.

vi) Commitments

Capital

Estimated amount of contracts remaining to be executed on capital accounts, above ₹ 5 lakh in each case, are considered for disclosure.

Other Commitments

Disclosure is considered in respect of those non-cancellable contractual commitments (i.e. cancellation of which will result in a penalty disproportionate to the benefits involved) based on the professional judgement of the management which are material and relevant.

vii) Borrowing Cost

Borrowing Costs that are specifically identified to the acquisition or construction of qualifying assets are capitalised as part of such asset. A qualifying asset is one that necessarily takes substantial period of time to get ready for intended use. All other borrowing costs are charged to Statement of Profit and Loss.

viii) Investments

All equity investments in scope of Ind- AS 109 are measured at fair value. Equity instruments which are held for trading are classified as at Fair Value through Profit and Loss FVTPL. For all other equity instruments, the

NOTES FORMING PART OF THE STANDALONE FINANCIAL STATEMENTS

Company may decide to classify the same as at Fair Value through Other Comprehensive Income FVTOCI. The Company makes such election on an instrument-by-instrument basis upon on initial recognition and same is irrevocable. Company is not holding any equity instrument for trading.

Upon classification of equity instruments as at FVTOCI, all fair value changes on the instrument, excluding dividends, are recognized in the OCI. There is no recycling of the amounts from OCI to Statement of Profit and Loss, even on sale of investments. The Company may transfer the cumulative gain or loss within equity.

ix) Revenue Recognition

The revenue is recognised as and when control of goods or services is transferred to the customer at the amount which the Company expects to be entitled to. The Company adopted the 'Input method' as per Ind AS 115 for recognition of revenue.

Subsidy is recognised on sale of fertilisers to dealers. Freight subsidy is recognised on receipt of fertilisers at respective districts. Recoveries made are withdrawn from the claim on the basis of settlement as per the policies in force. Any differential subsidy due to change in rate of subsidy shall be recognised considering its recoverability.

Other income is recognized on an accrual basis

Dividend income is recognized when right to receive dividend is established

Interest income is recognized when no significant uncertainty as to its realization exists.

Scrap, salvaged / waste materials and sweepings are accounted for on realization.

Claims on underwriters, carriers and on Customs and Central Excise, Goods and Service Tax Departments are taken into account on acceptance.

Insurance and other miscellaneous claims are recognized on receipt/ acceptance of claim. Contractual pass through incentives, benefits, etc. are recognized on receipt basis.

x) Leases

The determination of whether an arrangement is (or contains) a lease is based on the substance of the arrangement at the inception of the contract lease. The arrangement is, or contains, a lease if fulfilment of the arrangement is dependent on the use of a specific asset or assets and the arrangement conveys a right to use the asset or assets, even if that right is not explicitly specified in an arrangement.

Company as a lessee

At the commencement date, Company recognizes a right-of-use asset at cost and a lease liability at present value of the lease payments that are not paid at commencement date. To assess whether a contract conveys the right to control the use of an identified asset, the Company assesses whether: (i) the contract involves the use of an identified asset (ii) the Company has right to obtain substantially all of the economic benefits from use of the asset throughout the period of the lease and (iii) the Company has the right to direct the use of the asset.

The right-of-use assets are initially recognized at cost, which comprises the initial amount of the lease liability (at present value) adjusted for any lease payments made at or prior to the commencement date of the lease plus any initial direct costs less any lease incentives (at present value) except for leases with a term of twelve months or less (short-term leases) and low value leases. For these short-term and low value leases, the Company recognizes the lease payments as an operating expense. Lease of items such as IT Assets (tablets, personal computers, mobiles, POS machines etc.), small items of office furniture etc. are treated as low value.

The lease liability is initially measured at amortized cost at the present value of the future lease payments.

NOTES FORMING PART OF THE STANDALONE FINANCIAL STATEMENTS

The lease payments are discounted using the Company's incremental borrowing rate computed on periodic basis based on lease term. Lease liabilities are re-measured with a corresponding adjustment to the related right-of-use asset if the Company changes its assessment, whether it will exercise an extension or a termination option.

Right-of-use assets are depreciated over the lease term on systematic basis and Interest on lease liability is charged to Statement of Profit and Loss as Finance cost.

Company as a lessor

Leases in which the Company does not transfer substantially all the risks and rewards of ownership of an asset are classified as operating leases. Rental income from operating lease is recognised as revenues as per lease terms since such rentals are structured to increase in line with expected general inflation. Initial direct costs incurred in negotiating and arranging an operating lease are added to the carrying amount of the leased asset and recognised over the lease term on the same basis as rental income. Contingent rents are recognised as revenue in the period in which they are earned.

Leases are classified as finance leases when substantially all of the risks and rewards of ownership transfer from the Company to the lessee. Amounts due from lessees under finance leases are recorded as receivables at the Company's net investment in the leases.

Finance lease income is allocated to accounting periods so as to reflect a constant periodic rate of return on the net investment outstanding in respect of the lease.

xi) Foreign Currency Transactions:

Receivables and payables in foreign currency as on the reporting date including forward exchange contracts are restated at the rate prevailing at that date.

The premium in respect of forward exchange contracts is recognized in the year of contracts.

Variations arising on account of fluctuations in foreign exchange rates are treated as revenue (gain/loss (-))

xii) Employee Benefits

Short Term Employee Benefits

The undiscounted amount of short term employee benefits expected to be paid in exchange for the services rendered by employee are recognised as an expense during the period when the employees render the services

Post-Employment Benefits

Defined Contribution Benefits

Contributory Superannuation Scheme with an annual contribution of ₹ 100 by the Company, aimed to provide superannuation benefits to the employees, has been treated as Defined contribution Plan.

Defined Benefit Plans

The company's contribution to the Provident Fund is remitted to separate trust established for this purposes based on a fixed percentage of the eligible employees salary and charged to Statement of Profit and Loss. Shortfall, if any, in the fund assets based on the Government specified minimum rate of return will be made good by the company and charged to Statement of Profit and Loss. As a matter of prudence Company provides for certain expenses of the fund such as audit fees & expenses, bank charges etc.

The company operates defined benefit plan for gratuity and leave encashment. The cost of providing such defined benefits is determined using the projected unit credit method of actuarial valuation made at the end of the year and the gratuity fund in respect of regular employees is administered through a fund maintained by insurance company.

NOTES FORMING PART OF THE STANDALONE FINANCIAL STATEMENTS

Re-measurements, comprising actuarial gains and losses, the effect of the changes to the asset ceiling (if applicable) and the return on plan assets (excluding net interest), is reflected immediately in the balance sheet with a charge or credit recognized in other comprehensive income in the period in which they occur. Re-measurements recognized in other comprehensive income is reflected immediately in retained earnings and is not reclassified to profit or loss. Past service cost is recognized in profit or loss in the period of a plan amendment. Net interest is calculated by applying the discount rate at the beginning of the period to the net defined benefit liability or asset. Defined benefit costs are categorized as follows:

- i) Service Cost (including current service cost, past service cost, as well as gains and losses on curtailments and settlements);
- ii) Net interest expenses or income; and re-measurements

The Company presents the first two components of defined benefit costs in the Statement of profit and loss in the line item 'Employee benefits expense'.

xiii) Grants

Government grants in the nature of promoters' contribution are credited to Capital reserve and treated as part of Shareholders funds.

In case of depreciable assets, the cost of the asset is shown at gross value and grant thereon is treated as Capital Grants which are recognized as income in the statement of Profit and Loss over the period and in the proportion in which depreciation is charged.

Revenue grants relating to revenue expenses are deducted from the respective expenses.

In respect of revenue grants released by Government, the treatments in the accounts are considered as per the respective schemes notified by the Government. Other revenue grants relating to revenue expenses are considered as income and credited to statement of Profit and Loss.

xiv) Taxes

Provision for current tax is made in accordance with the provisions of the Income Tax Act, 1961.

Deferred tax is recognised using the Balance sheet approach. Deferred income tax assets and liabilities are recognised for deductible and taxable temporary differences arising between the tax base of assets and liabilities and their carrying amount in financial statements.

Deferred tax assets is recognized for the carry forward of unused tax losses and unused tax credits to the extent it is probable that the future taxable profit will be available against which the unused tax losses and unused tax credits can be utilized, subject to management judgement. The company reassess un-recognized deferred tax assets at the end of each reporting period.

xv) Goods and Services Tax

Goods and Service Tax credit on eligible materials and services is recognised on receipt of such items at intended locations.

xvi) Segment Reporting

Operating segments are reported in a manner consistent with the internal reporting provided to the Chief Operating Decision Maker (CODM) Ref Note No 44

Revenue and expenses have been identified to segments on the basis of their relationship to the operating activities of the segment. Revenue and expenses which relate to the enterprise as a whole and are not allocable to segments on a reasonable basis have been included under un-allocable corporate expenses.

Investments, advance towards investments and other advances, which are not allocable to segments, are excluded from segment capital employed.

NOTES FORMING PART OF THE STANDALONE FINANCIAL STATEMENTS

xvii) Contract Operations

In contract operations revenue is recognized on percentage of completion method. The stage of completion is ascertained on the basis of physical evaluation of respective contract activity on the reporting date. Foreseeable losses on contract activities are recognized fully irrespective of the progress of work. The amount of estimated liquidated damages is reduced from revenue.

In the case of Total responsibility jobs/Deposit work/Cost plus contracts, contract revenue is determined by adding the aggregate cost plus fixed percentage fees there on as agreed with the Customer.

xviii) Errors and Omissions of earlier period

Errors and omissions in individual items of Income and Expenditure relating to a earlier periods, exceeding ₹ 5 Lakh is accounted in the respective period, if possible, or adjusted against opening retained earnings.

xix) Research and Development Expenses

Research and development expenses (other than cost of Property, plant and equipment acquired) are charged as an expense in the Statement of Profit And Loss in the year in which they are incurred.

xx) Provisions, Contingent Liabilities and Contingent Assets

Provision is recognised in the accounts when there is a present obligation as a result of past events and it is probable that an outflow of resources will be required to settle the obligation and a reliable estimate can be made. These estimates are reviewed at each reporting date and adjusted to reflect the current best estimates.

Contingent liabilities are disclosed unless the possibility of outflow of resources is remote. Show Cause notices issued by various Government Authorities are not considered as Obligation. When the demand notices are raised against such show cause notices and are disputed by the company, these are classified as disputed obligations.

The treatment in respect of disputed obligations, in each case, is as under:

- i) a provision is recognized in respect of present obligations where the outflow of resources is probable
- ii) all other cases are disclosed as contingent liabilities unless the Possibility of outflow of resources is remote. Contingent Assets are not recognized in the financial statements, however where the inflow of economic benefits are probable as at the end of the reporting period, a brief description of the nature of the contingent assets along with its estimated financial effect is disclosed in the financial statements.

xxi) Non-current assets held for sale

Non-current assets, or disposal groups comprising assets and liabilities are classified as held for sale if it is highly probable that they will be recovered primarily through sale rather than through continuing use. Such assets, or disposal groups, are generally measured at the lower of their carrying amount and fair value less costs to sell. Any resultant loss on a disposal group is allocated first to goodwill, and then to remaining assets and liabilities on pro rata basis, except that no loss is allocated to inventories, financial assets, deferred tax assets, employee benefit assets, and biological assets, which continue to be measured in accordance with the Group's other accounting policies. Losses on initial classification as held for sale and subsequent gains and losses on re-measurement are recognized in profit or loss. Once classified as held-for-sale, intangible assets, property, plant and equipment and investment properties are no longer amortized or depreciated.

xii) Financial Instruments

Financial Assets

Classification

The Company classifies its financial assets in the following measurement categories, those to be measured subsequently at fair value (either through other comprehensive income, or through profit and loss), and those measured at amortised cost.

NOTES FORMING PART OF THE STANDALONE FINANCIAL STATEMENTS

The classification depends on the entity's business model for managing the financial assets and the contractual terms of the cash flows.

For assets measured at fair value, gains and losses arising from fair valuation will either be recorded in profit or loss or other comprehensive income. For investments in debt instruments, this will depend on the business model in which the investment is held. For investments in equity instruments, this will depend on whether the Company has made an irrevocable election at the time of initial recognition to account for the equity investment at fair value through other comprehensive income.

Measurement

Initial recognition

The Company measures a financial asset at its fair value and, in the case of a financial asset not at fair value through profit or loss, at fair value including transaction costs that are directly attributable to the acquisition of the financial asset. Transaction costs of financial assets carried at fair value through profit or loss are recognised in profit and loss.

Subsequent Measurement

Subsequent measurement of financial assets depends on the Company's business model for managing the asset and the cash flow characteristics of the asset. There are three measurement categories into which the Company classifies its financial assets:

Amortized Cost

Assets that are held for collection of contractual cash flows where those cash flows represent solely payments of principal and interest are measured at amortised cost.

Fair value through other comprehensive income (FVOCI)

Assets that are held for collection of contractual cash flows and for selling the financial assets, where the assets' cash flows represent solely payments of principal and interest, are measured at fair value through other comprehensive income (FVOCI). Movements in the carrying amount are taken through OCI, except for the recognition of impairment gains or losses, interest revenue and foreign exchange gains and losses which are recognised in profit and loss. When the financial asset is derecognised, the cumulative gain or loss previously recognised in OCI is reclassified from equity to profit or loss and recognised in other income.

Fair value through Profit and Loss(FVTPL)

Assets that do not meet the criteria for amortised cost or FVOCI are measured at fair value through profit and loss.

Investments in Joint Venture

Investment in Joint venture is recognised at fair value through FVOCI

Impairment of financial assets

The Company assesses on a forward looking basis the expected credit losses associated with its assets carried at amortised cost and FVOCI debt instruments. The impairment methodology applied depends on whether there has been a significant increase in credit risk.

For trade receivables only, the Company applies the simplified approach permitted by Ind AS 109 Financial Instruments, which requires expected lifetime losses to be recognised from initial recognition of the receivables.

NOTES FORMING PART OF THE STANDALONE FINANCIAL STATEMENTS

Financial Liabilities

Initial recognition and measurement

Financial liabilities are classified, at initial recognition as loans and borrowings, payables, derivatives and financial liabilities at fair value through profit or loss. The Company's financial liability consists of trade and other payables, loans and borrowings, bank overdrafts, financial guarantee contracts and derivative financial instruments.

All financial liabilities are recognized initially at fair value and, in the case of loans and borrowings and payables, net of directly attributable transaction costs, if any.

Subsequent measurement

The subsequent measurement of financial liabilities of the Company depending on their classification is described below:

De-recognition

A financial liability is derecognized when the obligation specified in the contract is discharged, cancelled or expires.

Offsetting of financial instruments

Financial Assets and Financial liabilities are offset and the net amount is reported in the balance sheet, if there is a currently enforceable legal right to set off the recognized amounts and there is an intention to settle on net basis, to realize the assets and settle the liabilities simultaneously.

Loans and borrowings including bank overdrafts

After initial recognition, interest-bearing loans and borrowings are subsequently measured at amortized cost using the EIR method. Gains and losses are recognized in profit or loss when the liabilities are derecognized as well as through the EIR amortization process.

Amortized cost is calculated by taking into account any discount or premium on acquisition and fees or costs that are an integral part of the EIR. The EIR amortization is included as finance costs in the statement of profit and loss.

This category generally applies to interest-bearing loans and borrowings.

Financial guarantee contracts issued by the Company are those contracts that require a payment to be made to reimburse the holder of the guarantee for a loss it incurs because the specified debtor fails to make a payment when due in accordance with the terms of a debt instrument. Financial guarantee contracts are recognized initially as a liability at fair value, adjusted for transaction costs that are directly attributable to the issuance of the guarantee. Subsequently, the liability is measured at the higher of the amount of loss allowance determined as per impairment requirements of Ind-AS 109 and the amount recognized less cumulative amortization.

xxiii) Exemption as per Ind AS 101

Company has elected to continue with the carrying value for all of its property, plant and equipment as recognized in the financial statements as at the date of transition measured as per Indian GAAP and use that as its deemed cost as at date of transition to Ind AS. The same is applicable even for Investment property and intangible assets.

Company has also reviewed the necessary adjustments required to be done in accordance with paragraph D21 of the standard (i.e. adjustments arising on account of decommissioning or restoration liabilities) and has accordingly considered the impact of the same wherever applicable.

The Company has designated unquoted equity instruments held at 1st April 2016 as fair value through OCI.

NOTES FORMING PART OF THE STANDALONE FINANCIAL STATEMENTS

xxiv) Cash Flow Statement

Cash flows are reported using the indirect method, whereby profit for the period is adjusted for the effects of transactions of a non-cash nature, any deferrals or accruals of past or future operating cash receipts or payments and item of income or expenses associated with investing or financing cash flows. The cash flows from operating, investing and financing activities of the Company are segregated.

xxv) Earnings per share

Basic earnings per share is computed using the weighted average number of equity shares outstanding during the period. Diluted earnings per share is computed using the weighted average number of equity and dilutive equivalent shares outstanding during the period.

xxvi) Exceptional Items

Exceptional items of income and expenses within profit or loss from ordinary activities are of such size, nature or incidence that their disclosure is relevant to explain the performance of the enterprise for the period, the nature and amount of such items are disclosed separately as exceptional items.

NOTES FORMING PART OF THE STANDALONE FINANCIAL STATEMENTS

Note 1- Non Current Assets - Property, Plant and Equipment (PPE):

₹ In Lakh

Particulars	DEEMED COST / COST					DEPRECIATION					IMPAIRMENT LOSS		NET BLOCK		
	As at 01.04.2020	Additions during the year	Disposal/ Deduction during the year	Adjustment during the year	As at 31.03.2021	Upto 01.04.2020	For the year	On Disposal /Deduction during the year	On Adjustment during the year	Upto 31.03.2021	Upto 01.04.2020	(Withdrawal) /Provision during the year	Upto 31.03.2021	As at 31.03.2021	As at 31.03.2020
Tangible assets															
Land	1,598.32	-	-	-	1,598.32	-	-	-	-	-	-	-	-	1,598.32	1,598.32
Buildings	1,799.92	242.90	-	-	2,042.82	220.34	66.77	-	-	287.11	1.93	(1.93)	-	1,755.71	1,577.65
Plant & Equipment	28,572.99	1,034.27	(2.50)	(5.19)	29,599.57	7,161.30	1,861.16	(0.12)	-	9,022.34	29.82	(29.82)	-	20,577.22	21,381.87
Furniture & Fixtures	37.12	0.66	-	-	37.78	8.52	1.45	-	-	9.97	-	-	-	27.81	28.60
Vehicles	148.60	227.38	-	(0.95)	375.03	46.68	13.47	-	(0.04)	60.11	-	-	-	314.92	101.92
Office equipment	728.58	49.42	(0.43)	(3.46)	774.11	253.31	118.15	(0.30)	(1.57)	369.59	-	-	-	404.52	475.28
Others:-															
Roads & Culverts	338.17	-	-	-	338.17	79.47	10.30	-	-	89.77	-	-	-	248.40	258.71
Railway Sidings	15.62	-	-	-	15.62	-	-	-	-	-	-	-	-	15.62	15.62
Misc. Assets	201.82	30.18	-	-	232.00	90.63	19.75	-	-	110.38	-	-	-	121.62	111.20
Retired Asset	499.49	-	-	9.60	509.09	410.93	-	-	1.60	412.53	-	-	-	96.56	88.56
Minor Assets	8.08	11.40	-	-	19.48	8.07	11.40	-	-	19.47	-	-	-	-	-
Total	33,948.71	1,596.21	(2.93)	-	35,541.99	8,279.25	2,102.45	(0.42)	(0.01)	10,381.27	31.75	(31.75)	-	25,160.70	25,637.74
Previous year	31,790.03	2,301.42	(142.74)	-	33,948.71	6,288.72	1,993.20	(2.67)	-	8,279.25	255.84	(224.09)	31.75	25,637.74	25,245.43

- 1.1) Company has agreed to mortgage 408 acres of land held vide patia no.7030 in survey no.205 in Puthencruz village, Ernakulam District, Kerala State to the Government of India against the plan loan sanctioned by the Government of India during the year 2015-16.
- 1.2.1) Out of 1498.97 acres (Previous year 1498.97 acres) of land held by the Company, 14.26 acres (for which right of use asset recognised amounting to ₹ 3269.11 lakhs as on 31.03.2021 Refer Note 1A) (Previous year 14.26 acres, value ₹ Nil) are held under lease hold right from Cochin Port Trust, for which lease agreement is under finalization. 80.50 acres of land has been provided as security towards arbitration award in the dispute between the Company and M/s.ABC & Sons (Refer Note.48).
- 1.2.2) The land held by the company also include 143.22 acres (value ₹ Nil) (Previous year 143.22 acres, value ₹ Nil) under lease from Government of Kerala. During the year 2019-20, company had sold 481.79 acres of Land, as approved by Govt. of India at the rate of ₹ 1 Crore per acre for 150 Acres (in lieu of free hold right accorded by the Government of Kerala over 143.22 acres of lease hold land) and remaining 331.79 acres @ ₹ 2.4758 Crore per acre as assessed by the District Collector to Government of Kerala / KINFRA. Government of Kerala had accorded freehold right to the Company over 143.22 acres of land vide G.O. (Ms) No. 99/2019/ID dated 13/11/2019. Pending issue of the title deed and other formalities in connection with the conversion, company continues the classification of said land as lease hold land.
- 1.3) Title deeds are yet to be registered/ received, in respect of 42.26 acres of Land. Certain land owners have since preferred extra compensation claims which are pending before Courts. The liability on this account is not ascertainable. Interest and legal expenses incurred on land acquisition cases are charged to Statement of Profit and Loss of the respective year.
- 1.4) Railway siding includes siding held jointly with M/s.Bharat Petroleum Corporation Limited (Kochi Refinery) with written down value ₹ 4.27 lakh (Previous year ₹ 4.27 lakh).
- 1.5) Company has given land ranging from 2.50 hectares to 4.1344 hectares to Kochi Metro Rail Limited on leave and license basis for the period from 22.10.2013 to 21.10.2021. However, the leave and license agreement is pending execution.
- 1.6) Plant and Equipment includes value of 6 nos of Ammonia bullets fixed on the barges of contractor of the company for transportation of Ammonia, with net Written Down value of ₹ 2.66 lakh.
- 1.7) First charge has been created on 36.08 acres of land, in the State of Kerala, as security for Non Fund Based working capital arrangement with State Bank of India. (Previous year 432.60625 acres of land and buildings in the States of Kerala, Tamilnadu and Karnataka and First charge on certain Plant and Machinery permanently attached to the above land as a security for Fund based and Non-fund based working capital facilities with banks).
- 1.8) The above includes assets procured with EEC grant amounting to ₹ 56.79 lakh (previous year ₹ 57.73 lakh).

NOTES FORMING PART OF THE STANDALONE FINANCIAL STATEMENTS

NOTE 1A Non Current Assets - Right of use Assets

₹ In Lakh

Particulars	GROSS CARRYING AMOUNT				DEPRECIATION			NET CARRYING AMOUNT	
	As at 01.04.2020 Ind AS 116	Transitional Impact of the year	Additions during the year	Disposal/ Deduction during the year	As at 31.03.2021	Upto 01.04.2020	For the year	Upto 31.03.2021	As at 31.03.2021
Right of use Assets	0	3,452.84	0	0	3,452.84	0	158.72	158.72	3,294.12
Total	0	3,452.84	0	0	3,452.84	0	158.72	158.72	3,294.12

1. The Company has adopted modified retrospective approach wherein, at the date of initial application, the lease liability is measured at the present value of remaining lease payments and Right of use asset has been recognised at an amount equal to lease liability adjusted by an amount of prepaid expenses. Accordingly, the comparative information of previous period in the Financial Statements has not been restated. (Refer note 39)
2. The above includes, leased land from Cochin Port Trust taken for the purpose of storage, handling of raw materials and for setting up a dock for barge operations. The lease agreement is pending execution. The recognition of Right of use Asset and lease liability has been made based on the draft agreement agreed upon based on the sanction from Ministry of Shipping, Government of India, dated 14.11.2014.

NOTES FORMING PART OF THE STANDALONE FINANCIAL STATEMENTS

₹ In Lakh

Note No. 1B Non Current Assets - Capital Work in Progress		
	As at 31.03.2021	As at 31.03.2020
Capital Work in Progress (Refer Note 37 (ii))	4,824.89	3,315.67
Goods in Transit / Goods pending inspection /Capital Stores	673.45	580.04
	5,498.34	3,895.71
Note No. 2A . Non Current assets - Investment Property		
Particulars	As at 31.03.2021	As at 31.03.2020
Opening Balance		
Land	3.71	3.71
Building	3.30	3.30
Total	7.01	7.01
Addition/ (Deletion)		
Land	0.00	0.00
Building	0.00	0.00
Total	0.00	0.00
Closing Balance		
Land	3.71	3.71
Building	3.30	3.30
Total	7.01	7.01
Depreciation		
Building		
Opening Balance	0.40	0.30
Adjustments	0.00	0.00
Current Year	0.10	0.10
Closing Balance	0.50	0.40
Net Block		
Land	3.71	3.71
Building	2.80	2.90
Total	6.51	6.61

During the year 2011-12 Company by way of leave and license basis, has made available to GAIL (India) Ltd, at Udyogamandal/Cochin Division, 2.40 acres of land and right to use of 0.33 acres for laying pipelines for a period of 35 years for an upfront premium of ₹ 479 lakh and yearly license fee of ₹ 100. The Leave and license agreement is yet to be executed.

As per the Joint Venture agreement with Rashtriya Chemicals & Fertilisers Ltd (RCF), the Company during 2008-09, has made available, 11 acres of land at Cochin Division on lease basis to FACT-RCF Building Products Ltd, for a period of 20 years for an upfront premium of ₹ 1000 lakh and yearly rent of ₹ 10.

NOTES FORMING PART OF THE STANDALONE FINANCIAL STATEMENTS

₹ In Lakh

Particulars	As at 31.03.2021	As at 31.03.2020
Rental Income from investment property	75.50	99.12
Direct operating expenses to income generating property	0.00	0.00
Less: Reimbursement of expenses	0.00	0.00
Profit arising from Investment Property before depreciation	75.50	99.12
Depreciation	0.10	0.10
Profit arising from Investment Property	75.40	99.02
Reconciliation of fair value		
Particulars	As at 31.03.2021	As at 31.03.2020
Fair Value of Investment property		
Opening Balance		
Freehold Land	1,490.58	1,490.58
Buildings	26.42	26.42
Total	1,517.00	1,517.00
Additions/(Deletions)		
Freehold Land	990.14	0.00
Buildings	0.00	0.00
Total	990.14	0
Closing Balance		
Freehold Land	2,480.72	1,490.58
Buildings	26.42	26.42
Total	2,507.14	1,517.00

Fair Value of Freehold Land is based on the notification issued by the Government of Kerala in their website. Management assumes the original cost of the Building as fair value

NOTES FORMING PART OF THE STANDALONE FINANCIAL STATEMENTS

Note No. 2B Non Current Assets - Other Intangible Assets

₹ In Lakh

	Deemed Cost					Amortization					Impairment Loss			Net Block	
Particulars	As at 01.04.2020	Additions during the year	Disposal/ Deduction during the year	Adjust- ment during the year	As at 31.03.2021	Upto 01.04.2020	For the year	On Disposal/ Deduction during the year	On Adjust- ment during the year	Upto 31.03.2021	Upto 01.04.2020	(With- drawal) /Provision during the year	Upto 31.03.2021	As at 31.03.2021	As at 31.03.2020
Computer Software	155.08	42.65	0	0	197.73	45.87	39.54	0	0	85.41	0	0	0	112.32	109.21
Total	155.08	42.65	0	0	197.73	45.87	39.54	0	0	85.41	0	0	0	112.32	109.21
Previous year	155.08	0	0	0	155.08	13.42	32.45	0	0	45.87	0	0	0	109.21	141.66

NOTES FORMING PART OF THE STANDALONE FINANCIAL STATEMENTS

₹ In Lakh

Note No. 3 Non Current Asset - Financial Assets - Investments		
Particulars	As at 31.03.2021	As at 31.03.2020
In Joint Venture		
FACT-RCF Building Products Ltd		
3,28,70,000 (Previous year 3,28,70,000) Equity Shares of ₹10/- each	0.00	0.00
In Associate		
Kerala Enviro Infrastructure Ltd		
31,24,000 (Previous year 31,24,000) equity shares of ₹10/- each fully paid-up	534.20	514.52
	534.20	514.52
Investment in Associates & Joint Venture	534.20	514.52
Reconciliation of fair value measurement of the investment in unquoted equity shares		
FACT-RCF Building Products Ltd		
Opening balance	0.00	0.00
Total gains and losses recognised in OCI	0.00	0.00
Closing Balance	0.00	0.00
Kerala Enviro Infrastructure Ltd		
Opening balance	514.52	308.72
Total gains and losses recognised in OCI	19.68	205.80
Closing Balance	534.20	514.52
Travancore Cochin Chemicals Ltd.,		
6,81,820 (Previous year 6,81,820) Equity Shares of ₹10/- each including 3,40,910 Bonus shares.	148.70	200.93
Capexil Agencies Ltd.		
15 (Previous year 15) Equity Shares of ₹ 1,000/- each fully paidup	0.00	0.00
Indian Potash Ltd.		
6,48,000 (Previous year 6,48,000) Equity Shares of ₹ 10/- each fully paid-up, including 459000 (previous year 459000) Bonus Shares	7,943.19	7,095.60
	8,091.89	7,296.53

NOTES FORMING PART OF THE STANDALONE FINANCIAL STATEMENTS

Shares in Co-Operative Societies:		
FACT Co-operative Society Ltd		
10,001 (Previous year 10,001) shares of ₹10/- each fully paid-up	1.00	1.00
Meherabad Co-operative Housing Society Ltd		
7 (Previous year 7) shares of ₹100/- each fully paid-up	0.01	0.01
Good Earth Housing Society Ltd.		
10 (Previous year 10) shares of ₹ 50/- each fully paid-up	0.01	0.01
₹ 500 (Previous year Rs 500)		
	1.02	1.02
Total Investments	8,627.11	7812.07
Aggregate amount of unquoted investments	8,627.11	7812.07
Aggregate amount of impairment in the value of investments	0.00	0.00
Reconciliation of fair value measurement of the investment in unquoted Equity shares		
Travancore Cochin Chemicals Ltd		
Opening balance	200.93	94.31
Total gains and losses recognised in OCI	(52.23)	106.62
Closing Balance	148.70	200.93
Capexil Agencies Ltd.		
Opening balance	0.00	0.00
Total gains and losses recognised in OCI	0.00	0.00
Closing Balance	0.00	0.00
Indian Potash Ltd		
Opening balance	7,095.60	5,523.16
Total gains and losses recognised in OCI	847.59	1,572.44
Closing Balance	7,943.19	7095.6

Note : Shares of Co-operative societies are retained at book value.

NOTES FORMING PART OF THE STANDALONE FINANCIAL STATEMENTS

Note No. 4. Non current Assets - Financial assets-Loans		
Particulars	As at 31.03.2021	As at 31.03.2020
Security deposit		
Unsecured Considered Good	667.92	939.87
	667.92	939.87
Loan to Employees		
Unsecured Considered Good	4.52	5.70
	4.52	5.70
	672.44	945.57

Note :Loans to employees ₹ 4.52 lakh (Previous year ₹ 5.70 lakh) towards festival advance paid during 1996-97, and is being recovered at the time of separation from Company's service.

Note No. 5. Non current Assets - Financial assets- Other Financial Assets		
Particulars	As at 31.03.2021	As at 31.03.2020
Advances to Related Parties		
Considered doubtful	3,614.78	3,605.03
Less : Provision for Doubtful Advances	(3,614.78)	(3,605.03)
	0.00	0.00
Advance against Equity Pending allotment	235.70	235.7
Less : Provision for Doubtful Advances	(235.70)	(235.70)
	0.00	0.00
Advance to Others		
Unsecured Considered Doubtful	21,264.58	17,357.86
Less : Provision for Doubtful Advances	(21,264.58)	(17,357.86)
	0.00	0.00
Term Deposit with Banks *	2,404.09	0.00
Deposit with Banks towards Margin money*	195.37	0.00
Deposit held towards Capex projects *	0.00	3,050
Other Deposits	12.13	13.67
	2,611.59	3,063.67

*with more than 12 months maturity from the reporting date

NOTES FORMING PART OF THE STANDALONE FINANCIAL STATEMENTS

Movement in Provisions		
Provision for bad & doubtful loans and advances		
Particulars	As at 31.03.2021	As at 31.03.2020
Provision at the beginning of the year	21,198.59	18,069.04
Provision released during the year	0.00	0.00
Provisions made during the year	3,916.47	3,129.55
Provision at the end of the year	25,115.06	21,198.59
Provision for doubtful loans and advances include ₹ 20,967.09 lakh (Previous year ₹ 17,210.42 lakh) towards interest accrued on mobilisation advance given to a private company. Pending litigation, equivalent provision has been made towards interest beyond the amount considered recoverable (Refer note 14)		
Note No. 6. Non current Assets - Other Non Current Assets		
Particulars	As at 31.03.2021	As at 31.03.2020
Capital Advances (Unsecured Considered Good)	4.89	136.10
	4.89	136.10
Deferred tax assets (net)		
The Company has a deferred tax asset of ₹ 63,377 lakh (Previous year ₹ 73,180 lakh) as on 31.03.2021 on account of unabsorbed depreciation and accumulated loss. The deferred tax liability as on 31.03.2021 is ₹ 4,187 lakh (Previous year ₹ 4,223 lakh). Eventhough there is net deferred tax asset of ₹ 59,190 lakh as on 31.03.2021 (Previous year ₹ 68,957 lakh), the same is not considered in the Books of Accounts, as a matter of prudence.		
Note No. 7. Current Assets - Inventories		
Particulars	As at 31.03.2021	As at 31.03.2020
Raw Materials	8,701.79	9,480.20
Raw materials-in -transit	7,195.31	2,009.77
	15,897.10	11489.97
Work-in-progress	3,349.12	2,908.16
Finished Goods	17,294.21	32,292.49
Stock-in-trade (in respect of goods acquired for trading)	5,052.19	167.13
Stores and Spares		
Machinery Spares	9,922.97	9,328.79
General Stores	2,476.99	2,611.83
Stores & Spares-in -transit	525.96	414.17
	12,925.92	12,354.79

NOTES FORMING PART OF THE STANDALONE FINANCIAL STATEMENTS

Retired Spares	453.50	453.50
Total Inventories	54,972.04	59666.04
Less: Provision towards obsolescence and storage losses	3,408.09	3,339.47
	51,563.95	56326.57

Notes

1. Inventories along with other Current Assets is pledged as Primary Security for Non Fund based Working Capital arrangement with State Bank of India amounting to ₹ 20000.00 Lakh. The utilisation of this arrangement as on reporting date is Nil.
2. Inventory of raw material, stores and spares and work in progress are valued at cost. The finished goods are valued at lower of cost or net realisable value.
3. Finished Goods includes 22.51 lakh MT of saleable gypsum (Previous Year 22.05 lakh MT) amounting to ₹ 9269.97 lakh (Previous year ₹ 9064.15 lakh)
4. Stores & Spares in transit includes Stores & Spares at site pending inspection ₹ 295.41 lakh (Previous year ₹ 414.15 lakh)

Movement in Provisions

Provision towards obsolescence and storage losses (including provision towards Retired spares)

Particulars	As at 31.03.2021	As at 31.03.2020
Provision at the beginning of the year	3,339.47	3,401.43
Provisions made during the year	68.62	0.00
Released during the year	0.00	(61.96)
Provision at the end of the year	3,408.09	3339.47

Note No. 8. Current Assets - Financial assets - Trade Receivables

Particulars	As at 31.03.2021	As at 31.03.2020
From related party		
Unsecured		
Considered doubtful	297.72	297.72
Less: Provision for Doubtful Debts	(297.72)	(297.72)
	0.00	0.00
Others		
Unsecured		
Considered doubtful	1,531.49	1,369.27
Less: Provision for Doubtful Debts	(1,531.49)	(1,369.27)
	0.00	0.00

NOTES FORMING PART OF THE STANDALONE FINANCIAL STATEMENTS

Sundry Debtors		
Secured, considered good	413.13	76.61
Unsecured , considered good	578.51	1,611.88
	991.64	1,688.49
Subsidy Receivable		
UnSecured Considered doubtful	411.33	257.89
Unsecured Considered good (Refer Note No.22)	9,446.49	37,327.75
Less: Provision for Doubtful subsidy	(411.33)	(257.89)
	9,446.49	37,327.75
	10,438.13	39,016.24
Movement in Provisions		
Provision for doubtful Trade receivables		
Particulars	As at 31.03.2021	As at 31.03.2020
Provision at the beginning of the year	1,924.88	1,811.38
Provisions released during the year	(7.38)	(0.85)
Provisions made during the year	323.05	114.35
Provision at the end of the year	2,240.55	1924.88
Note No. 9. Current Assets - Financial assets - Cash and Cash Equivalents		
Particulars	As at 31.03.2021	As at 31.03.2020
Balances with Banks	3,302.15	1,796.27
Cheques, Drafts on hand	0.00	0.00
Cash on hand	4.87	4.34
Short Term Deposit with Banks*	14,571.44	3,071.14
	17,878.46	4871.75
<p>*Original maturity of three months or less</p> <p>Cash and Cash Equivalents include ₹ 0.14 lakh (Previous Year ₹ 0.15 lakh) being the balance of amount received from clients for execution of jobs on Total Responsibility basis and ₹ 516.67 lakh (Previous year - Nil) towards work on Deposit basis, lying in a specified account to meet the matching liabilities under Current Liabilities.</p>		
Note No. 10 Current Assets - Financial assets - Other Bank Balances		
Particulars	As at 31.03.2021	As at 31.03.2020
Short Term Deposit with Banks *	28,428.88	0.00
Deposit with Banks towards Margin money *	52,055.69	1,249.98

NOTES FORMING PART OF THE STANDALONE FINANCIAL STATEMENTS

Deposit earmarked for capex projects (Refer Note 1 below)	68,323.78	62,350.00
	148,808.35	63,599.98
* Maturing within 12 months from the reporting date 1.Out of the deposits earmarked for capex projects, lien has been marked on deposits amounting to ₹ Nil (Previous Year- ₹ 18088.20 lakhs) towards margin money		
Note No. 11. Current Assets - Financial assets - Loans		
Particulars	As at 31.03.2021	As at 31.03.2020
Security Deposits:		
Unsecured, considered good	88.17	46.27
	88.17	46.27
Note No. 12. Current Assets - Financial Assets-Other Financial Assets		
Particulars	As at 31.03.2021	As at 31.03.2020
Foreign Currency Receivable on Forward Contract	0.00	1,668.23
Amount receivable against Service Orders	771.85	872.63
Other Accrued Income	18,776.28	15,820.56
Amount receivable from LIC under group Gratuity scheme	231.87	357.86
Township Dues	199.98	554.15
	19,979.98	19,273.43
Other Accrrued income includes ₹ 13987.77 lakh (Previous Year ₹ 14495.83 lakhs) towards unclaimed DBT subsidy. (Refer Note No.27)		
Note No. 13. Current Assets - Current Tax Assets		
Particulars	As at 31.03.2021	As at 31.03.2020
Income Tax (Net of provision)	1,039.05	1,611.22
	1,039.05	1,611.22
Note No. 14. Current Assets - Other Current assets		
Particulars	As at 31.03.2021	As at 31.03.2020
Dues from Statutory Authorities	32,512.54	27,850.11
Contractors	3,558.62	2,134.34
Employees	207.33	208.57
Pre Paid Expenses	543.89	576.79
Others	60.12	70.19
	36,882.50	30,840.00

NOTES FORMING PART OF THE STANDALONE FINANCIAL STATEMENTS

Dues from statutory authorities include (i) ₹ 13,458.13 lakh (Previous year 11,945.42 lakh) towards Kerala Value Added Tax paid on procurement of Regasified Liquified Natural Gas, (ii) ₹ 1,411.12 lakhs (net of provision) (Previous year ₹ 1,461.17 lakhs) being CST refund receivable, under dispute and (iii) ₹ 72.97 lakh (Previous Year ₹ 72.97 lakh) towards the amount paid against disputed demands pending appeal.

Dues from Contractors include amount paid for materials supplied but rejected by the Company pending settlement ₹ 2.71 lakh (Previous year ₹ 19.92 lakh) and an amount of ₹ 1,353.19 lakh (Previous year ₹ 1,353.19 lakh) including interest considered as recoverable on the basis of a bank guarantee invoked by the Company but stayed till the completion of arbitration. The Arbitration Award was passed during the year 2013-14, as per which the company is entitled to adjust an amount of ₹ 2,798.29 lakh towards this advance and interest from the dues claimed by the contractor. The Company has gone on appeal against the award before the Hon' District Court, Ernakulam which has since stayed the award. Accordingly the Company demanded the banks to send the proceeds of encashment of bank guarantee along with interest. The bank rejected the claim and consequently the Company filed a suit against the bank before the Hon. High court of Mumbai for realization of amount, which are pending. However an amount of ₹1,353.19 lakh only has been retained pending disposal of the case.

Note No. 15. Current Assets - Non - current Assets held for Disposal

Particulars	As at 31.03.2021	As at 31.03.2020
Retired plant held for disposal	4,065.02	4,065.02
	4,065.02	4065.02

During the year 2009-10, Company decided to scrap Ammonia and Urea Plant at Cochin Division. These retired assets are retained in books at the written down value of ₹ 4,065.02 lakhs, which is lower than the estimated Net realisable value. The Company could not complete the disposal process since the matter is pending before the Court.

Note No. 16. Equity- Equity Share Capital

Particulars	As at 31.03.2021	As at 31.03.2020
Authorised: 100,00,00,000 (Previous year 100,00,00,000) Equity Shares of ₹10/-each	100,000.00	100,000.00
Issued, Subscribed and fully Paid up: 64,70,71,974 (Previous year 64,70,71,974) Equity Shares of ₹10/- each fully paid up	64,707.20	64,707.20

Reconciliation of the shares outstanding at the beginning and at the end of the Financial Year

Particulars	As at 31.03.2021	As at 31.03.2020
Number of shares at the beginning of the year	64,70,71,974	64,70,71,974
Number of shares issued during the year	Nil	Nil
Number of shares at the end of the year	64,70,71,974	64,70,71,974

Notes

1. Rights , Preference and restrictions attached to each class of shares including restrictions on the distribution of dividends and the repayment of capital. - **Nil / Not Applicable**

NOTES FORMING PART OF THE STANDALONE FINANCIAL STATEMENTS
2. Shares held by shareholders holding more than 5% of shares:

Particulars	As at 31.03.2021	As at 31.03.2020
The Government of India		
Number of shares	58,23,64,776	58,23,64,776
Percentage of Total Shares	90%	90%
Special National Investment Fund constituted by the Government of India		
Number of shares	5,54,00,424	5,54,00,424
Percentage of Total Shares	8.56%	8.56%
3. In order to comply with the minimum public shareholding norms, the Government of India have transferred 55400424 equity shares of ₹ 10 each to Special National Investment Fund on 6th August 2013.		
4. Shares reserved for issue under options and contracts / commitments for the sale of shares / disinvestment.		
I. Aggregate number and class of shares allotted as fully paid up pursuant to contract(s) without payment being received in cash	Nil	Nil
II. Aggregate number and class of shares allotted as fully paid up by way of Bonus shares	Nil	Nil
III. Aggregate number and class of shares bought back	Nil	Nil
5. Terms of any securities convertible into equity / preferential shares issued along with the earliest date of conversion - NIL		

Note No. 17. Equity - Other Equity

Particulars	As at 31.03.2021	As at 31.03.2020
Capital Reserves:		
Subsidy from Kerala State Government under Industrial Housing Scheme	2.64	2.64
	2.64	2.64
Other Reserves:		
Deferred Government Grant :		
Indo EEC Fertiliser Education Project		
Particulars	As at 31.03.2021	As at 31.03.2020
Opening balance	53.59	54.52
Less: Amount transferred to Statement of Profit & Loss	0.94	0.93
Closing balance	52.65	53.59
Bio-Fertiliser Project		
Particulars	As at 31.03.2021	As at 31.03.2020
Opening balance	0.76	1.71
Less: Amount transferred to Statement of Profit & Loss	0.76	0.95
Closing balance	0.00	0.76

NOTES FORMING PART OF THE STANDALONE FINANCIAL STATEMENTS
Equity Instruments through other Comprehensive Income

Particulars	As at 31.03.2021	As at 31.03.2020
Opening Balance	7,445.51	6,539.63
Additions/(Deletions) during the Year	815.04	905.88
Closing Balance	8,260.55	7,445.51
Retained Earnings:		
Particulars	As at 31.03.2021	As at 31.03.2020
Opening balance	(121,401.85)	(218,532.40)
Add Changes in Accounting Policy / Prior Period items as per Ind AS	0.00	(46.90)
Add :Profit/ (Loss) during the year	35,198.07	97,550.23
Add: Remeasurement of defined benefit plan	(4,317.63)	(372.78)
Closing balance	(90,521.41)	(1,21,401.85)
Other equity	(82,205.57)	(1,13,899.35)

Note No. 18 Non Current Liabilities - Financial Liabilities - Borrowings

Particulars	As at 31.03.2021	As at 31.03.2020
Term loans		
Secured		
From the Government of India (Refer Note 1 below)	0.00	88,524.38
Intercorporate loan from M/s.Rashtriya Chemicals & Fertilisers Ltd (Refer Note 2 below)	1,530.00	2,040.00
	1,530.00	90,564.38

1. A plan loan of ₹1,00,000.00 lakh bearing interest @ 13.50% per annum was released by the Government of India (GOI) on 29th March 2016 to maintain the operations of the Company. As per the order of Government of India, ₹1,00,000.00 lakh along with the earlier loan and interest outstanding has been converted into a single loan carrying interest @ 13.50% per annum with one year moratorium. As per the letter dated 12.01.2016, of the Ministry of Finance, GOI, sanctioning the loan, the total outstanding liability of the Company is ₹1,83,672.00 lakh. The Company entered into an agreement with the Department of Fertilizers(DOF), GOI, agreeing to mortgage 408 acres of Company's land to secure repayment of the entire loan together with interest at the rate of 13.50% per annum on the amount outstanding as on 31.03.2017. The loan amount was reconciled and loan outstanding has been arrived at ₹1,77,048.75 lakh as on 31.03.2017. The loan along with interest is repayable in three or more equated installments within a period of 5 years ending by 2022. As per the terms of the sanction of the loan the entire repayment can be made during the years 2020-21 and/or 2021-22 in three or more equated installments. Accordingly, the entire principal amount (previous year-50% of the principal amount), being ₹1,77,048.75 lakhs (previous year- ₹ 88,524.38 lakh) has been classified under Current Liabilities-Current maturities of Long term Debt. No amount has been classified under 'Non Current Liabilities – Financial Liabilities – Borrowings' (Previous year- ₹ 88,524.38 lakh). The outstanding principal and interest as on 31.03.2020, has been confirmed with the balance of Government of India.

NOTES FORMING PART OF THE STANDALONE FINANCIAL STATEMENTS

Company has submitted a Financial Restructuring proposal to Department of Fertilizers (DoF), Government of India (Gol), seeking approval for the waiver of interest on Government of India loan, conversion of loan amounting to ₹ 28,273.00 lakhs into equity and conversion of loan amounting to ₹ 1,00,000.00 lakhs as interest free loan, repayable in 10 yearly installments commencing from the financial year 2022-23. The financial restructuring proposal submitted by the Company is under the consideration of the Department of Fertilizers, Government of India. Pending approval by the Government of India, the loan taken from Gol and interest due thereon are accounted and disclosed as per the loan agreement dated March 3, 2016

2. The Company and M/s.Rashtriya Chemicals & Fertilisers Ltd(RCF) had provided Corporate Guarantee to the lenders of M/s.FACT-RCF Building Products Ltd-the 50:50 joint venture between the Company and RCF. During the year 2018-19, RCF has settled the entire liability to the bankers, to the extent of ₹ 5,100 lakh including 50% share of the Company ₹ 2,550 lakh on the condition that the Company shall treat the amount paid by RCF on behalf of the Company as Inter-Corporate loan with a repayment period of five years, starting from the year 2020-21. The first installment due during the year has been settled on 30.12.2020. The principal amount payable ₹ 510 lakhs (Previous year ₹ 510 lakhs) during the year 2021-22 has been classified under Current Liabilities - Financial Liabilities -Other Financial Liabilities . The remaining amount has been classified under Non Current Liabilities - Financial Liabilities - Borrowings. Interest rate applicable on the loan for the year 2020-21 is 8.50% p.a (Previous year- 8.50% p.a)

Note No. 19. Non Current Liabilities - Other Financial Liabilities

Particulars	As at 31.03.2021	As at 31.03.2020
Lease liability (Refer note 39)	2,882.19	0.00
Others	17.92	38.14
	2,900.11	38.14

Note No. 20. Non Current Liabilities - Provisions

Particulars	As at 31.03.2021	As at 31.03.2020
Provision for employee benefits		
(i) Provision for gratuity	11,401.60	11,313.64
(ii) Provision for leave encashment	7,326.37	7,697.41
Decommissioning of Assets in Leased Properties	238.44	220.78
	18,966.41	19,231.83

Note No. 21 Non Current Liabilities - Other Non current Liabilities

Particulars	As at 31.03.2021	As at 31.03.2020
Advance Rent Received	628.45	692.14
	628.45	692.14
As at the beginning of the year	755.83	819.51
Advance received	94.84	0.00
Released to Statement of Profit and Loss	(63.68)	(63.68)
As at the end of the year	786.99	755.83
Current	158.54	63.69
Non Current	628.45	692.14
	786.99	755.83

NOTES FORMING PART OF THE STANDALONE FINANCIAL STATEMENTS

Note No. 22 Current Liabilities - Financial Liabilities -Borrowings

Particulars	As at 31.03.2021	As at 31.03.2020
Secured :		
Loan against Subsidy receivables	0.00	2,469.95
	0.00	2,469.95

Loan against Subsidy receivables relates to loan availed during the year 2019-20, from Punjab National Bank under the Special Banking Arrangement scheme of Govt. of India, at interest rate of 6.15% p.a, secured by subsidy due for the months of November 2019 to December 2019. As per Office Memorandum No.23011/10/2019-P&K dated 28.02.2020, issued by the Government of India, no interest is to be borne by the Company. The loan has been fully settled during April 2020.

Note No. 23 Current Liabilities - Financial Liabilities - Trade Payables

Particulars	As at 31.03.2021	As at 31.03.2020
Trade payables		
(i) Due to Micro, Small and Medium Enterprises (Refer Note: 38)	99.70	117.92
(ii) Others	37,344.75	21,023.29
	37,444.45	21141.21

Note No. 24 Current Liabilities - Financial Liabilities - Other Financial Liabilities

Particulars	As at 31.03.2021	As at 31.03.2020
Current maturities of Long-term debt :		
From the Government of India (Refer Note 18.1)	177,048.75	88,524.38
Intercompany loan from M/s.Rashtriya Chemicals & Fertilisers Ltd (Refer Note 18.2)	510.00	510.00
Interest accrued on borrowings (Refer Note 18.1 & 18.2)		
Term Loan from Government of India	95,606.32	71,704.74
Intercompany Loan	89.97	97.80
Amount payable to banks on forward Contracts	0.00	1,594.54
Dues to employees	270.61	92.93
Trade Deposit from customers	3,395.20	3,302.50
Lease liability	264.46	0.00
Other liabilities	5,094.86	5,474.64
	282,280.17	1,71,301.53

NOTES FORMING PART OF THE STANDALONE FINANCIAL STATEMENTS
Note No. 25 Current Liabilities - Other Current Liabilities

Particulars	As at 31.03.2021	As at 31.03.2020
Statutory dues	836.76	910.34
Advance from Customers	3,817.18	1,866.21
Advance Rent Received	158.54	63.69
	4,812.48	2,840.24

Note No. 26 Current Liabilities - Provisions

Particulars	As at 31.03.2021	As at 31.03.2020
Provision for employee benefits		
(i) Provision for gratuity	2,876.14	527.37
(ii) Provision for leave encashment	2,455.04	1,402.92
Provision towards other Contractual Obligations	239.60	239.60
Other provisions	97.15	0.00
	5,667.93	2,169.89

NOTES FORMING PART OF THE STANDALONE FINANCIAL STATEMENTS

₹ In Lakh

Note No. 27. Revenue from operations

Particulars	Year ended 31.03.2021	Year ended 31.03.2020
Sale of products		
Own Products	197,920.67	182,491.00
Traded Products	25,788.61	6,046.74
	223,709.28	188,537.74
Subsidy/Concession on Fertilisers	101,647.86	86,484.98
	101,647.86	86,484.98
Sale of Services		
Gross income from contracts and other services	525.05	1,968.50
Total Revenue from operations	325,882.19	276,991.22
Sale of own products comprises of:		
Factamfos 20-20-0-13	164,501.10	153,338.23
Ammonium Sulphate	30,117.71	26,682.53
Gypsum	1,578.54	1,496.28
Others	1,723.32	973.96
Total	197,920.67	182,491.00
Sale of traded products:		
Muriate of Potash	20,060.92	304.26
Imported Complex Fertiliser (16:16:16)	5,201.26	5,137.67
Urea	0.00	176.92
Organic Manures	526.43	427.89
Total	25,788.61	6,046.74
Subsidy/Concession on Fertilisers		
Factamfos 20-20-0-13	75,098.65	70,222.33
Ammonium Sulphate	14,244.42	13,862.51
Muriate of Potash	9,805.73	0.00
Imported Complex Fertilisers	2,300.49	2,203.60
City Compost	198.57	196.54
Total	101,647.86	86,484.98

Consequent to the implementation of Direct Benefit Transfer (DBT) subsidy scheme, subsidy income on fertilizers is recognised at the time of sale to dealers. However, the subsidy claim is generated at the rate applicable on the date of sale of fertilisers to ultimate beneficiary. The subsidy portion of the stock with dealers, pending sale to ultimate beneficiary as on 31.03.2021 is ₹ 13,987.77 lakh (Previous Year ₹ 14,495.83 lakh)

NOTES FORMING PART OF THE STANDALONE FINANCIAL STATEMENTS
Note No. 28. Other income

₹ In Lakh

Particulars	Year ended 31.03.2021	Year ended 31.03.2020
Interest income:		
On deposits with banks	5,767.25	1,329.09
On loans, advances, claims, overdues	75.79	34.88
Dividend income		
Other than joint venture	31.82	26.70
Other non-operating income		
Excess provisions written back	14.76	139.52
Transfer from deferred Government grants:		
(i) On EEC project	0.94	0.94
(ii) On Bio-Fertiliser project	0.76	0.95
Rent	484.73	543.16
Profit on sale of fixed Assets	3.04	0.00
Miscellaneous income	379.90	1,087.92
	6,758.99	3,163.16

Note : Interest of ₹ 3,733.15 lakh (Previous year ₹ 3,108.11 lakh) for the year 2020-21 receivable from the contractor on the interest bearing mobilisation advance still retained by the party, has been considered in the accounts. However a corresponding provision for doubtful interest has been made during the current year and only the net interest is shown under 'Interest income - On loans , advances , claims , overdues'

Note No. 29. Cost of materials consumed

Particulars	Year ended 31.03.2021	Year ended 31.03.2020
Raw Material	135,261.55	149,414.03
Packing Material	3,786.56	2,952.95
	139,048.11	152,366.98

Note : The physical verification of raw materials has been carried out on or around 31st March 2021. The differences over book figures in the case of raw material has been adjusted in consumption (Excess(-) / Shortage). Current year ₹ (-) 479.79 lakh (Previous year ₹ (-) 1159.49 lakh)

Note No. 30. Purchases of Stock-in-trade

Particulars	Year ended 31.03.2021	Year ended 31.03.2020
Complex Fertilisers/ Organic Manures	34,091.36	7,213.52
	34,091.36	7,213.52

NOTES FORMING PART OF THE STANDALONE FINANCIAL STATEMENTS
Note No. 31.Changes in inventories of finished goods, stock-in-trade and work-in-progress

Particulars	Year ended 31.03.2021	Year ended 31.03.2020
Opening stock		
Finished Goods	32,292.49	34,681.71
Stock-in-trade	167.13	44.09
Work-in progress	2,908.16	1,501.58
	35,367.78	36,227.38
Closing stock		
Finished Goods	17,294.21	32,292.49
Stock-in-trade	5,052.19	167.13
Work-in- progress	3,349.12	2,908.16
	25,695.52	35,367.78
Changes in inventories: (Increase)/ Decrease	9,672.26	859.60

Note No. 32 Employee benefits expense

Particulars	Year ended 31.03.2021	Year ended 31.03.2020
Salaries and Wages	15,896.61	15,763.58
Contribution to Provident Fund	1,697.75	1,693.67
Leave encashment (Net of Provision)	2,268.60	2,701.59
Gratuity	1,247.12	1,366.17
Staff welfare expenses	1,812.09	1,777.17
	22,922.17	23,302.18

Company has not taken any decision on revision of pay scales, as per the guidelines issued by Government of India for the Board and below Board level executives and non-unionised supervisors and wage revision of workmen effective from 01.01.2017. Hence no provision has been made in the Financial Statements.

Note : Remuneration to Directors, including retirement benefits paid during the year

Particulars	Year ended 31.03.2021	Year ended 31.03.2020
Shri Kishor Rungta, Chairman and Managing Director (From 02.02.2019)	39.54	30.99
Shri.A.Ganesan, Director(Finance) & Chief Financial Officer (From 28.08.2019 up to 31.07.2020)	21.31	21.81
Shri.S.Sakthimani, Director (Finance) & Chief Financial Officer (From 08.03.2021)	1.69	0.00
Shri.Kesavan Nampoori A.S, Director (Technical) (From 22.03.2021)	0.70	0.00
Shri D Nandakumar Director (Marketing) (Up to 31.05.2019)	4.93	3.95
Shri.Anupam Misra, Director (Marketing) (from 14.07.2020)	19.85	0.00
	88.02	56.75

NOTES FORMING PART OF THE STANDALONE FINANCIAL STATEMENTS
Note No. 33 Finance costs

Particulars	Year ended 31.03.2021	Year ended 31.03.2020
Interest		
Interest on loans from the Government of India (Refer Note 18.1)	23,901.58	23,901.58
Interest on Cash credit from banks	0	4,499.07
Interest -others	379.56	388.5
Other borrowing costs	0.00	145.2
Finance Cost on lease liability	245.15	0.00
	24,526.29	28,934.35

Note No. 34 Other expenses

Particulars	Year ended 31.03.2021	Year ended 31.03.2020
Consumption of stores and spare parts	3,616.68	2,778.77
Power and Fuel	21,315.47	25,478.35
Rent	542.85	1,056.75
Repairs and maintenance to buildings	129.45	202.40
Repairs and maintenance to machinery	3,867.28	3,241.08
Insurance	285.06	290.97
Rates and Taxes	270.86	214.36
(Gain)/Loss on exchange rate variation (net)	(1,184.96)	649.68
Material and other direct charges on contracts	170.80	1,268.09
Auditors' Fees and Expenses (Refer note 1 below)	24.34	23.66
Freight, Handling and other charges	29,196.04	23,746.00
Bad debts written off	0.00	0.80
Provision for doubtful receivables & advances	532.46	153.09
Damages/Shortages/(Excess) of Stores, Spares & Products (Net)	(7.33)	(0.89)
Provision for obsolescence of stores (Net)	68.62	(61.96)
Research and Development Expenditure (Refer note 2 below)	59.26	91.73
CISF Expenses (including salaries)	2,851.54	2,688.12
Directors' Sitting Fees	1.30	4.20
Loss on Fixed assets sold/written off	0.92	12.68
Expenses towards Corporate Social Responsibility	12.12	2.40
Miscellaneous Expenses (Refer note 3 below)	3,992.81	4,340.11
	65,745.57	66,180.39
Less :Allocated Expenses [net of income from inter-divisional jobs of ₹1428.84 lakh] (Previous year ₹ 1385.27 lakh)	(831.71)	(838.01)
	64,913.86	65,342.38

NOTES FORMING PART OF THE STANDALONE FINANCIAL STATEMENTS

Notes:

1. Payments to the auditor as

Particulars	Year ended 31.03.2021	Year ended 31.03.2020
(a) Auditor	10.60	10.60
(b) for taxation matters	0.00	0.00
(c) for company law matters	0.00	0.00
(d) for management services	0.00	0.00
(e) for other services	10.54	9.98
(f) for reimbursement of expenses	3.20	3.08
Total	24.34	23.66

2. Research and Development Expenditure of ₹ 59.26 lakh (Previous Year ₹ 91.73 lakh) includes expenditure towards salary ₹ 59.17 lakh (Previous year ₹ 91.34 lakh) and depreciation ₹ 0.09 lakh (Previous year ₹ 0.09 lakh).

3. Miscellaneous Expenses includes Directors travel amounting to ₹ 8.47 lakh (Previous year ₹ 24.61 lakh) and ₹ (-)4.51 lakh (previous year ₹ 34.29 lakh) towards the cost of PoS machine distributed by the Company under Direct benefit Transfer Scheme.

4. Differences(Excess(-)/Shortage) over book figures, in stores and spares, identified during the year has been adjusted in the books of accounts. Current year ₹ (-)8.24 lakh (Previous year ₹ (-)1.13 lakh)

Note No. 35. Exceptional Items

Particulars	Year ended 31.03.2021	Year ended 31.03.2020
Profit/(Loss) on sale of Land and Building	0.00	97,216.52
	0.00	97,216.52

During the year 2019-20, company had sold 481.79 acres of Land, as approved by Union Cabinet, Government of India @ ₹1 Crore per acre for 150 Acres (in lieu of free hold right accorded by the Government of Kerala over 143.22 acres of lease hold land) and remaining 331.79 acres @ ₹ 2.4758 Crore per acre as assessed by the District Collector. The profit on sale of land and building thereon ₹ 97,216.52 lakh has been shown as exceptional item in the Statement of Profit & Loss, for the year 2019-20. As the title deed is not yet issued by the Government of Kerala, the fair value of freehold title of the land converted, if any, and the consequent revenue cannot be recognised at this stage.

NOTES FORMING PART OF THE STANDALONE FINANCIAL STATEMENTS

Note No. 36. Earning per Share

Particulars	Year ended 31.03.2021	Year ended 31.03.2020
Profit / (Loss) after Tax	35,198.07	97,550.23
Number of Equity Shares	647071974	647071974
Face Value per Share (₹)	10.00	10.00
Basic/ Diluted earnings per Share (₹)	5.44	15.08

Note No. 37

(i) Expenses towards Corporate Social Responsibility

As the Company doesnot have average net profit as per section 198 of the Companies Act 2013, during the immediately preceding three financial years, the Company is not bound to spend towards Corporate Social Responsibility. However during the year Company has spent an amount of ₹ 12.12 lakh towards Corporate Social Responsibility.

(ii) Caprolactam Operations

Company has decided to rejuvenate and recommission the Caprolactam plant which was not in operation. An amount of ₹ 471.76 lakhs (Previous year ₹ 2298.95 lakh) has been incurred during the year towards rejuvenation and recommissioning expenses and the same has been included under Capital Work in progress(refer Note 1B)

NOTES FORMING PART OF THE STANDALONE FINANCIAL STATEMENTS
38. Disclosure required for Micro Small and Medium Enterprises

₹ In Lakh

SI No.	Particulars	As at 31.03.2021	As at 31.03.2020
1	Principal amount remaining unpaid	99.70	117.92
2	Interest due thereon	0.00	10.46
3	Interest paid by the Company in terms of Section 16 of Micro, Small and Medium Enterprises Development Act, 2006, along with the amount of the payment made to the supplier beyond the appointed day during the year.	0.00	0.00
4	Interest due and payable for the period of delay making payment (which have been paid but beyond the appointed day during the year) but without adding the interest specified under Micro, Small and Medium Enterprises Development Act, 2006.	0.00	10.99
5	Interest accrued and remaining unpaid	0.00	21.45
6	Further interest remaining due and payable even in the succeeding years, until such date when the interest dues as above are actually paid to the small enterprise for the purpose of disallowance as a deductible expenditure under Section 23 of the Micro, Small and Medium Enterprises Development Act, 2006.	0.00	0.00

NOTES FORMING PART OF THE STANDALONE FINANCIAL STATEMENTS

39. Fair Value Hierarchy

(a) The management has assessed that its financial assets and liabilities like cash and cash equivalents, trade receivables, trade payables, bank overdrafts and other current liabilities approximate their carrying amounts largely due to the short-term maturities of these instruments.

The following methods and assumptions were used to estimate the fair values for the given below financial assets.

Investment in Unquoted Equity Shares

The fair values of the unquoted equity shares have been estimated using NAV model.

Derivatives not designated as hedges

Foreign exchange forward contracts are valued using valuation techniques, which employs the use of market observable inputs (i.e. based on inputs/statement of position received from banks).

Investment Properties

The value of the investment properties are based on the information available in Government of Kerala fair value notification, market conditions etc.

₹ In Lakh

Particulars	31.03.2021		31.03.2020	
	Significant observable inputs		Significant observable inputs	
	Level 2	Level 3	Level 2	Level 3
Financial Assets				
Investment in Unquoted Equity Shares of:				
Indian Potash Limited		7,943.19		7,095.60
Travancore Cochin Chemicals Ltd		148.70		200.93
Capexil Agencies Ltd.		0.00		0.00
Kerala Enviro Infrastructure Limited		534.20		514.52
Foreign Currency Receivable under Forward exchange contracts	0.00		1,668.23	
Financial Liabilities				
Amount Payable under forward exchange contracts	0.00		1,594.54	
Assets for which Fair values are disclosed				
Investment Properties	2,507.14		1,517.00	

Level 1 hierarchy is for financial instruments with quoted prices. This includes listed equity instruments, traded bonds and mutual funds that have quoted price. The fair value of all equity instruments (including bonds) which are traded in the stock exchanges are to be valued using the closing price as at the reporting period. The mutual funds are to be valued using the closing NAV. Company do not have any such investment, as on the reporting date of current year and previous year.

The fair value of financial instruments that are not traded in an active market (for example, traded bonds, over-the-counter derivatives) is determined using valuation techniques which maximise the use of observable market data and rely as little as possible on entity-specific estimates. If all significant inputs required to fair value an instrument are observable, the instrument is included in **Level 2**.

NOTES FORMING PART OF THE STANDALONE FINANCIAL STATEMENTS

If one or more of the significant inputs is not based on observable market data, the instrument is included in **Level 3**. This is the case for unlisted equity securities, contingent consideration and indemnification asset included in **Level 3**.

(b) Operating Leases

Leases as lessor

The Company leases out its investment property on operating lease basis

i) Future minimum lease receivable

At 31 March, the future minimum lease receivables under non-cancellable leases are receivable as follows

(₹ In Lakh)

Particulars	As at 31.03.2021	As at 31.03.2020
Within one year	63.69	63.69
Between one and five years	254.76	254.76
More than five years	373.71	437.40

ii) Amounts recognized in profit and loss

(₹ In Lakh)

Particulars	As at 31.03.2021	As at 31.03.2020
Lease Rent	75.50	99.12
	75.50	99.12

Leases as lessee

Pursuant to Ministry of Corporate Affairs Notification dated 30th March 2019, Ind AS 116 “Leases” applicable w.e.f 1st April 2019. However the Company adopted the standard with effect from 1st April 2020 using modified retrospective method wherein, at the date of initial application, the Lease Liability is measured at the present value of remaining lease payments and Right-of-use asset has been recognized at an amount equal to Lease Liability adjusted by an amount of any prepaid expenses. Accordingly the comparative information of previous period in Financial Statements has not been restated. Under Ind AS 116 “Leases”, at commencement of lease, the Company recognizes Right-of-use asset and corresponding Lease Liability. Right-of-use asset is depreciated over lease term on systematic basis and Interest on Lease Liability is charged to Statement of Profit and Loss as Finance cost.

Recognition of right of use Asset and corresponding lease liability, as per IndAS 116, has been made in respect of the property taken for lease (Operating lease) for the purpose of storage and handling of Raw Materials, at Willington Island and for Guest House facility at New Delhi

A. Leases as lessee

a) The following is the detailed breakup of Right-of-use assets (by class of underlying assets) disclosed in Note No. 1A

₹ in Lakh

Particulars	Gross Block				Depreciation			Net Carrying amount
	Ind AS 116 Transition	Additions	Reclassifications/ Deductions on Account of Conclusion	As at 31-3-2021	For the year	Reclassifications/ Deductions on Account of Conclusion	Up to 31-3-2021	As at 31-3-2021
Land	3,411.25	0.00	0.00	3,411.25	142.14	0.00	142.14	3,269.11
Building	41.59	0.00	0.00	41.59	16.58	0.00	16.58	25.01

NOTES FORMING PART OF THE STANDALONE FINANCIAL STATEMENTS

b) The following expenses have been charged to Statement of Profit and Loss during FY 2020-21

Particulars	₹ in Lakh
Interest on Lease Liabilities	245.15
Expenses relating to short term leases	25.08
Expenses relating to leases of low value items	47.49
Expenses relating to variable lease payments (not included in measurement of lease liabilities)	470.28

c) Total Cash outflow for leases during FY 2020-21 is ₹ 274.88 Lakhs

d) Income from Sub leasing of Right-of-use assets recognized in Statement of Profit and Loss during FY 2020-21 is Nil

e) Maturity Analysis of Lease Liabilities as per Ind AS 116 Leases ₹ Lakh

Particulars	Contractual cash flows in				
	Up to 1 year	1-3 years	3-5 Years	More than 5 years	Total
Cash outflows	278.44	540.82	546.91	5,710.18	7,076.35

f) The Company had exercised the following transition choices/practical expedients available under Ind AS 116 Leases

(i) The Company has elected below practical expedients for transition to Ind AS 116 "Leases"

1. Applied this Standard to contracts that were previously identified as containing a lease applying Ind AS 17.
2. Applied a single discount rate to a portfolio of leases with reasonably similar characteristics (Such as leases with a similar remaining lease term for a similar class of underlying asset in a similar economic environment).
3. Not to apply the requirements to leases for which the lease term ends within 12 months from the date of initial application.

(ii) The Company has applied paragraph C5(b) of Appendix C of Ind AS 116 for transition which states that a lessee shall apply this standard to its leases retrospectively with the cumulative effect of initially applying the Standard recognized at the date of initial application. Accordingly, the Company measures lease liability at the present value of the remaining lease payments, discounted using the Company incremental borrowing rate at the date of initial application.

(iii) The Company recognizes right-of-use asset at the date of initial application for leases at an amount equal to the lease liability, adjusted by the amount of any prepaid expenses relating to that lease recognized in the balance sheet immediately before the date of initial application.

(iv) Transition Impact :

1. At the date of initial application i.e. 1st April 2020, the Company has recognized ₹ 3,176.38 Lakhs as Lease Liabilities in the books of accounts for those leases that were previously identified as leases as per Ind AS 17. Leases computed by discounting remaining lease payments as at 1st April 2020 by incremental borrowing rate 7.75% p.a. based on remaining lease term as on 1st April 2020.
2. Further, on transition, corresponding to lease liability stated above, the Company has also recognized Right-of-use assets ₹ 3,452.84 Lakh after including an amount of ₹ 276.46 Lakh recognized as prepaid expenses/ revenue advances in the Balance Sheet as at 31st March 2020

NOTES FORMING PART OF THE STANDALONE FINANCIAL STATEMENTS

3. The application of this Standard has resulted in a net decrease in profit before tax of FY 2020-21 by ₹ 124.47 lakh (Increase in Depreciation & amortization expenses, Finance cost and interest income by ₹ 158.72 Lakh, ₹ 245.15 Lakh and ₹ 4.52 lakh, respectively and decrease in other expenses by ₹ 274.88 Lakh).
4. Reconciliation between Operating lease commitments pertaining to non-cancellable leases disclosed as per Ind AS 17 Leases for FY 2019-20 discounted using incremental borrowing rate at the date of transition and Lease Liabilities recognized in books of accounts while disclosing minimum lease payments of certain leases in FY 2019-20.

Particulars	₹ In Lakh
a) Operating lease commitments pertaining to non-cancellable leases (As per Ind AS 17 as at 31st March 2020)	7,351.23
b) Short term leases (as per Ind AS 116)	0.00
c) Low value items (as per Ind AS 116)	0.00
d) Variable Lease payments (as per Ind AS 116)	0.00
e) Discounting impact	(4,174.85)
f) Lease Liability as on 1st April 2020	3,176.38

NOTES FORMING PART OF THE STANDALONE FINANCIAL STATEMENTS
40. Financial Instrument Classification

(₹ In Lakh)

Particulars	As at 31.03.2021	As at 31.03.2020
Financial Assets		
Financial Assets at Amortised Cost		
Trade Receivables	10,438.13	39,016.24
Cash and Cash equivalents	17,878.46	4,871.75
Other Bank Balances	148,808.35	63,599.98
Loans	760.61	991.84
Other Financial Assets	22,591.57	20,668.87
	2,00,477.12	1,29,148.68
Financial Assets at Fair Value through Other Comprehensive Income:		
Equity Investments	8,627.11	7,812.07
Financial Assets at Fair Value through Profit and Loss Statement:		
Foreign Currency Receivable on Forward exchange contract	0.00	1,668.23
	8,627.11	9,480.30
Financial Liabilities		
Financial Liability at Amortised Cost		
Borrowings	1,530.00	93,034.33
Trade Payables	37,444.45	21,141.21
Other Financial Liabilities	2,85,180.28	1,69,745.13
	3,24,154.73	2,83,920.67
Financial Liabilities at Fair Value through Profit and Loss Statement:		
Liability on Forward Exchange contract	0.00	1,594.54
	0.00	1,594.54

41. Financial Risk Management

The Company's activities are exposed to market risk, liquidity risk and credit risk.

This note explains the sources of risk which the Company is exposed to and how the Company manages the risk in the financial statements

Risk	Exposure arising from	Measurement	Management
Credit risk	Cash and cash equivalents, trade receivables, financial assets measured at amortized cost.	Ageing analysis, Credit Analysis, Post Dated Cheques and Security Deposit.	Diversification of bank deposits, credit limits and Bank Guarantees
Liquidity risk	Borrowings and other liabilities	Rolling cash flow forecasts	Availability of committed credit lines and borrowing facilities
Market risk – foreign exchange	Recognised financial assets and liabilities not denominated in Indian rupee (INR)	Monitoring of Foreign Currency rates	Forward Foreign exchange contracts based on market trends

NOTES FORMING PART OF THE STANDALONE FINANCIAL STATEMENTS

(A) Credit risk

Credit risk is the risk of financial loss to the Company if a customer or counterparty to a financial instrument fails to meet its contractual obligations, and arises principally from the Company's trade and other receivables, cash and cash equivalents and other bank balances. The maximum exposure to credit risk in case of all the financial instruments covered below is restricted to their respective carrying amount.

(i) Trade and other receivables

Credit risk in respect of trade and other receivables is managed through credit approvals, establishing credit limits and monitoring the creditworthiness of customers to allow credit terms in the normal course of business.

The maximum exposure to the credit risk at the reporting date is primarily from trade receivables amounting to ₹ 10438.13 lakh (Previous year ₹ 39016.24 lakh) of which ₹ 9446.49 lakh (previous year ₹ 37327.75 lakh) due from Government of India relating to subsidy receivable. Trade receivables mainly constitute subsidy receivable from the Government of India and from services rendered.

Expected credit loss assessment for Trade and other receivables

The Company has been consistently following a policy of creating 100% provision for the unsecured portion of the trade receivables that are more than three years old, except subsidy receivables from Government of India, wherein allowance for loss is made after analysis of possibility of realisation.

The following table provides information about the exposure to credit risk and the provisions made

₹ In lakh

As on 31.03.2021	Total receivables	Provision for doubtful receivables
Trade Receivables	2,820.85	(1,829.21)
Subsidy Receivable	9,857.82	(411.33)
Total	12,678.67	(2,240.54)

₹ In lakh

As on 31.03.2020	Total receivables	Provision for doubtful receivables
Trade Receivables	3,355.48	(1,666.99)
Subsidy Receivable	37,585.64	(257.89)
Total	40,941.12	(1,924.88)

The movement in the loss allowance in respect of trade and other receivables during the year was as follows:-

₹ In Lakh

Particulars	As at 31.03.2021	As at 31.03.2020
Provision at the beginning of the year	1,924.88	1,811.38
Provisions released during the year	(7.38)	(0.85)
Provisions made during the year	323.04	114.35
Provision at the end of the year	2,240.54	1,924.88

(ii) Cash and Cash equivalents and Other Bank Balances

The Company held cash and cash equivalents and other bank balances of ₹ 1,66,686.81 lakhs at 31st March 2021 (31st March 2020: ₹ 68,471.73 lakhs). The Cash equivalents are held with banks with good credit ratings and financial position. Also, the Company invests its short term surplus funds in bank fixed deposits, which carry no / low market risks for short duration and therefore does not expose the Company to credit risk.

NOTES FORMING PART OF THE STANDALONE FINANCIAL STATEMENTS

(B) Liquidity risk

Liquidity risk is the risk that the Company will encounter difficulty in meeting the obligations associated with its financial liabilities that are settled by delivering cash or another financial asset.

Liquidity risk is managed by Company through effective fund management. Prudent liquidity risk management implies maintaining sufficient cash and the availability of funding through an adequate amount of credit facilities to meet obligations when due. Due to the dynamic nature of the underlying businesses, treasury maintains flexibility in funding by maintaining availability under committed credit lines. Management monitors rolling forecasts of the company's liquidity position and cash and cash equivalents on the basis of expected cash flows.

The following are the remaining contractual maturities of significant financial liabilities at the reporting date.

Maturity Analysis of Significant Financial Liabilities

As on 31.03.2021

	Contractual Cash Flows (₹ In Lakh)		
	Total	Up to 1 year	1-5 years
Government of India Loan (Refer note 1 below)	2,96,556.65	2,96,556.65	0.00
Intercompany Loan	2,505.67	758.92	1,746.75

As on 31.03.2020

	Contractual Cash Flows (₹ In Lakh)		
	Total	Up to 1 year	1-5 years
Government of India Loan (Refer note 1 below)	2,84,605.87	1,84,130.70	1,00,475.17
Intercompany Loan	3,225.80	720.13	2,505.67

1. The loan from Government of India along with interest is repayable in three or more equated installments within a period of 5 years ending by 2022. Company has submitted a Financial Restructuring proposal to Department of Fertilizers (DoF), Government of India (GoI), seeking approval for the waiver of interest on Government of India loan, conversion of loan amounting to ₹ 28,273.00 lakhs into equity and conversion of loan amounting to ₹ 1,00,000.00 lakhs as interest free loan, repayable in 10 yearly installments commencing from the financial year 2022-23. The financial restructuring proposal submitted by the Company is under the consideration of the Department of Fertilizers, Government of India. Pending approval by the Government of India, the loan taken from GoI and interest due thereon are accounted and disclosed as per the loan agreement dated March 3, 2016. The management expects restructuring of the loan, whereby the Government shall grant sufficient time for the repayment of the loan and interest due thereon. Accordingly, the Company can manage the immediate liquidity requirement.

Financing arrangements

(₹ In Lakh)

The Company has sufficient funds for its business/operational activities. The following is the undrawn fund based borrowing facilities at the end of the reporting period:

Particulars	31.03.2021	31.03.2020
Expiring within one year (Bank Overdraft/ CC Limit)	0.00	21,060.00
Stand by Line of credit	0.00	500.00

The credit facilities of Banks are subject to compliance with sanctioned terms & conditions. The Fund based credit facilities were closed during the year. These credit facilities have an average maturity of one year. Besides, the above, Company has Non Fund Based Working Capital Arrangement with various Banks, with a lien on Term Deposits of the Company.

NOTES FORMING PART OF THE STANDALONE FINANCIAL STATEMENTS

(C) Market risk

Market risk is the risk that the fair value of future cash flows of a financial instrument will fluctuate because of changes in market prices. Market risk comprises three types of risk: interest rate risk, currency risk and other prices, such as equity price risk and commodity risk.

(i) Currency Risk

The Company's activities are exposed primarily to the financial risk of changes in foreign currency rates. To mitigate the foreign currency risk, the Company is closely monitoring the market trend to take appropriate action

The details of foreign currency balances which are not hedged as at the Balance Sheet date are as below:-

Particulars	Figures as at 31.03.2021		Figures as at 31.03.2020	
	Foreign Currency (In lakh)	Indian Rupee (In lakh)	Foreign Currency (In lakh)	Indian Rupee (In lakh)
Trade Payable	USD 390.20	28,897.99	USD 161.78	2,621.52
	JPY 175.03	117.79	NIL	NIL
	EUR 0.11	9.45	NIL	NIL

Sensitivity analysis

A reasonably possible strengthening (weakening) of the USD, JPY or EUR against INR at 31st March would have affected the measurement of financial instruments denominated in foreign currencies and affected profit or loss by the amounts shown below. This analysis assumes that all other variables, in particular interest rates, remain constant and ignores any impact of forecast sales and purchases.

₹ In Lakh

	Effect in INR (before tax)	
	Strengthening	Weakening
For the year ended 31st March, 2021		
3% movement in,		
USD	(866.94)	866.94
JPY	(3.53)	3.53
EUR	(0.28)	0.28
For the year ended 31st March, 2020		
3% movement in,		
USD	(78.65)	78.65
JPY	NA	NA
EUR	NA	NA

NOTES FORMING PART OF THE STANDALONE FINANCIAL STATEMENTS

(ii) Interest rate risk

Interest rate risk can be either fair value interest rate risk or cash flow interest rate risk. Fair value interest rate risk is the risk of changes in fair values of fixed interest bearing investments because of fluctuations in the interest rates, in cases where the borrowings are measured at fair value through profit or loss. Cash flow interest rate risk is the risk that the future cash flows of floating interest bearing investments will fluctuate because of fluctuations in the interest rates.

Exposure to interest rate risk:

The Company's investments are in Bank fixed deposits wherein the interest rates are fixed, as on the reporting date.

The Company do not have any borrowing with banks, as on the reporting date. The interest rate on the Company's borrowings from Government of India is not fluctuating. The rate of interest on Intercompany loan from Rashtriya Chemicals and Fertilisers Ltd is subject to change, based on the lowest cost of their working capital finance. The Intercompany loan outstanding as on 31.03.2021 is ₹ 2,040 lakh and the applicable interest as on the reporting date is 8.50%.

(iii) Commodity rate risk

The Company's profitability gets affected by the price differential (also known as Margin) between prices of products (output) and the price of the raw materials used in production (input).

Company has entered in to agreement with suppliers of one of the major raw materials, Regassified Liquefied Natural Gas, to mitigate the fluctation in market price.

(iv) Price Risk

The Company's exposure to equity investments price risk arises from investments held by the Company and classified in the financial statements at fair value through OCI. The Company intends to hold these investments for long-term for better returns and price risk will not be significant from a long term perspective.

Exposure to price risk

₹ In Lakh

	Effect on OCI			
	31.03.2021		31.03.2020	
	Strengthening	Weakening	Strengthening	Weakening
1% movement				
Investment in Kerala Enviro Infrastrucrure Ltd	5.34	(5.34)	5.15	(5.15)
Investment in Travancore Cochin Chemicals Ltd	1.49	(1.49)	2.01	(2.01)
Investment in Indian Potash Ltd	79.43	(79.43)	70.96	(70.96)

CAPITAL MANAGEMENT

The Company's objective is to maximize the shareholders' value. The immediate objective is to convert the negative Capital in to positive by internal accrual in the near future.

NOTES FORMING PART OF THE STANDALONE FINANCIAL STATEMENTS

42. Disclosure under Ind AS 24 on related party transactions are given below

Since Government of India owns 90% of the Company's equity share capital (under the administrative control of Ministry of Chemicals and Fertilizers), the disclosures relating to transactions with the Government and other Government controlled entities have been reported in accordance with para 26 of Ind AS 24.

Certain transactions are carried out with other government related entities for purchase of Gases, for procurement of Raw Materials / Finished Goods, Assets / Spare Parts from Original equipment manufacturers, which are significant in terms of value, the details of which are as under:

(₹ In Lakh)

Name of Entity	Nature of Transaction	2020-21	2019-20
GAIL (India) Ltd	Procurement of Gas / Transmission Charges	19,267.93	25,158.33
Bharat Petroleum Corporation Ltd	Procurement of Gas / Petroleum Products/Sulphur	26,852.48	34,842.09
Indian Oil Corporation Ltd	Procurement of Gas / Petroleum Products	14,939.1	21,015.85
Hindustan Petroleum Corporation Ltd	Procurement of Gas / Petroleum Products	141.7	129.25
Steel Authority of India Ltd	Procurement of Steel Structural	252.93	187.44
National Fertilisers Ltd	Purchase of Fertilisers	0.80	455.80
Rashtriya Chemicals and Fertilisers Ltd	Sale of Fertilisers	0.00	138.90
Hindusthan Insecticides Ltd	Sale of Fertilisers	2457.94	450.22
Rashtriya Chemicals and Fertilisers Ltd	Principal repayment of Intercompany Loan	510.00	0.00
Rashtriya Chemicals and Fertilisers Ltd	Interest on Intercompany Loan	197.79	217.34
Bharat Petroleum Corporation Limited	Compensation for recreation club	88.88	0.00
Bharat Petroleum Corporation Limited	Services Provided	199.95	735.83
Hindustan Petroleum Corporation Ltd	Services Provided	92.30	52.19
Indian Oil Corporation Ltd	Services Provided	86.27	0.00
Rashtriya Chemicals and Fertilisers Ltd	Services Provided	6.50	4.13
Bharat Heavy Electricals Ltd	Procurement of Assets/Spare parts	40.22	21.30
Bharat Earth Movers Ltd	Procurement of Assets/Spare parts	23.52	26.87
Kochi Metro Rail Ltd	Lease of property	277.50	211.28
Central Institute of Plastic Engineering & Technology	Lease of property	18.10	55.55
GAIL (India) Ltd	Lease of property	13.69	13.69

The above referred transactions have been carried out on arm's length basis with the said entities.

NOTES FORMING PART OF THE STANDALONE FINANCIAL STATEMENTS

The other disclosures with related parties are as under:

1) Associates & Joint Ventures

Relationship

SI No	Name of Entity	Percentage of ownership interest as at	
		31.03.2021	31.03.2020
1	FACT-RCF Building Products Ltd(FRBL)	50%	50%
2	Kerala Enviro Infrastructure Ltd. (KEIL)	21.75%	25.66%

Transactions during the year with the above referred related parties: (₹ In Lakh)

SI No	Particulars	2020-21	2019-20
i)	Contribution towards sharecapital	0.00	0.00
ii)	Dividend received	15.62	15.62
iii)	Sales of Products	0.00	17.31
iv)	Others	9.75	240.29

The provision towards the amount given as material, Services and advances made in the earlier financial years continues. A provision amounting to ₹ 9.75 Lakh (Previous year ₹ 38.69 lakh) has been made for the current year also.

Balance Outstanding: (₹ In Lakh)

Sr.No	Particulars	As at 31.03.2021	As at 31.03.2020
i	Receivable from FACT-RCF building products Ltd :		
	Towards sale of gypsum	297.72	297.72
	Salary of deputationists and other expenses	825.18	815.43
	Under Corporate Gurantee and other Contractual obligations	2,789.60	2,789.60
ii	Advance against Equity Pending allotment	235.70	235.70
iii	Provision for bad & doubtful debts/advances	4,148.20	4,138.45
iv	Provision towards other Contractual Obligation	239.60	239.60
v	Provision for dimunition in the value of investments	3,287.00	3,287.00

The Company and M/s.Rashtriya Chemicals & Fertilisers Ltd(RCF) had provided Corporate Guarantee to the lenders of M/s.FACT-RCF Building Products Ltd-the 50:50 joint venture between the Company and RCF. During the year 2018-19, RCF had settled the entire liability to the bankers, to the extent of ₹ 5,100 lakhs including 50% share of the Company ₹ 2,550 lakhs on the condition that the Company shall treat the amount paid by RCF on behalf of the Company as Inter-Corporate loan. Accordingly, the amount of ₹ 2,550 lakhs has been classified as Intercompany loan. The principal amount outstanding as on 31.03.2021 is ₹ 2,040 lakh (Previous year ₹ 2,550 lakh). Interest rate applicable on the loan for the year 2020-21 is 8.50% p.a. (Previous year- 8.50% p.a).

During the year 2009-10, the Company has along with Department of Factories and Boilers, Government of Kerala, formed a society under the Travancore Literary, Scientific and Charitable Societies Act 1955 with the objective of

NOTES FORMING PART OF THE STANDALONE FINANCIAL STATEMENTS

conducting courses relating to welding technologies with a grant of ₹ 1 Crore from the Government of Kerala, under the name Kerala Institute of Welding and Research. The contribution from the Company is only provision of its existing facilities of Training School. The accounts of the society are not consolidated as society is formed with an objective of not obtaining any economic benefits from its activities and is considered immaterial to the Company's activity.

2) Key Management Personnel

- 1 Shri Kishor Rungta, Chairman and Managing Director (from 02.02.2019)
- 2 Shri.A.Ganesan, Director(Finance) & Chief Financial Officer (From 28.08.2019 up to 31.07.2020)
- 3 Shri.S.Sakthimani, Director (Finance) & Chief Financial Officer (From 08.03.2021)
- 4 Shri.Kesavan Nampoori A.S, Director (Technical) (From 22.03.2021)
- 5 Shri D Nandakumar, Director (Marketing) (up to 31.05.2019)
- 6 Shri.Anupam Misra, Director (Marketing) (from 14.07.2020)
- 7 Shri K V Balakrishnan Nair, Company Secretary & Executive Director (Finance)
- 8 Shri.Pradeep Kumar.C, Chief Financial Officer (from 29.01.2019 to 20.09.2019)

Transactions with related parties:

Remuneration to key management personnel :

(₹ In Lakh)

SI No	Particulars	Short Term Employee Benefits		Termination benefits**		Other long-term benefits/ Share-based payments/ Post-term employee benefits	
		2020-21	2019-20	2020-21	2019-20	2020-21	2019-20
1	Sri Kishor Rungta, Chairman and Managing Director (From 02.02.2019)	39.54	30.99	0.00	0.00	0.00	0.00
2	Shri.A.Ganesan, Director (Finance) & Chief Financial Officer (From 28.08.2019 up to 31.07.2020)	16.96	21.81	4.35	0.00	0.00	0.00
3	Shri.S.Sakthimani, Director (Finance) & Chief Financial Officer (From 08.03.2021)	1.69	0.00	0.00	0.00	0.00	0.00
4	Shri.Kesavan Nampoori A.S Director (Technical) (From 22.03.2021)	0.7	0.00	0.00	0.00	0.00	0.00
5	Shri D Nandakumar, Director (Marketing) (up to 31.05.2019)	0.00	3.95	4.93	0.00	0.00	0.00
6	Shri.Anupam Misra, Director (Marketing) (from 14.07.2020)	19.85	0.00	0.00	0.00	0.00	0.00
7	Shri K V Balakrishnan Nair, Company Secretary & Executive Director (Finance)	27.1	18.6	0.00	0.00	0.00	0.00
8	Shri.Pradeep Kumar.C, Chief Financial Officer (up To 20.09.2019)	0.00	8.36	0.00	0.00	0.00	0.00
		105.84	83.71	9.28	0.00	0.00	0.00

** On payment basis

NOTES FORMING PART OF THE STANDALONE FINANCIAL STATEMENTS

The whole time Directors have been allowed the use of company car and for private journey upto a ceiling of 9000 kms. per year, on payment as prescribed by the Government.

Gratuity and leave encashment benefit accrued to the Directors have not been disclosed as the contribution payable has been provided in the accounts and separate figures are not ascertainable.

3) Other related parties

	Party	Nature of Relationship
i.	FACT Cochin Division Employees Provident Fund Trust	To manage the provident fund contribution in respect of the employees of the Company
ii.	The FACT Employees Provident Fund Trust	To manage the provident fund contribution in respect of the employees of the Company
iii.	FACT Employees Group Gratuity Fund Trust	To manage fund earmarked for gratuity under group gratuity accumulation scheme and provide gratuity benefits including insurance towards future service gratuity benefit
iv.	FACT Employees Superannuation Benefit Fund Trust	To provide superannuation benefits to members of the Trust

Transactions with related parties:

	Party	Company Contribution made during the year	
		2020-21	2019-20
i.	The FACT Employees Provident Fund Trust	1,611.21	1,606.28
ii.	FACT Cochin Division Employees Provident Fund Trust	86.54	87.39
iii.	FACT Employees Group Gratuity Fund Trust	2,107.56	0.00

Dues outstanding in respect of the above related parties:

	Party	As on	
		31.03.2021	31.03.2020
i.	Amount payable to The FACT Employees Provident Fund Trust	278.94	264.31
ii.	Amount payable to FACT Cochin Division Employees Provident Fund Trust	28.20	31.98
iii.	Amount receivable from FACT Employees Group Gratuity Fund Trust	231.87	357.86

NOTES FORMING PART OF THE STANDALONE FINANCIAL STATEMENTS

43. Financial Reporting of interest in Joint Ventures

JOINT CONTROLLED ENTITIES

Name of Entity	Country of Incorporation	Percentage of ownership interest	
		31.03.2021	31.03.2020
FACT RCF Building Products Ltd.	India	50%	50%
Kerala Enviro Infrastructure Limited	India	21.75%	25.66%

FACT-RCF BUILDING PRODUCTS LTD.: - A Joint venture Company with Rashtriya Chemicals and Fertilizers Limited (RCF) for manufacture of rapid building materials from Gypsum at Kochi.

Summarized financial information of Company's investment in FACT-RCF BUILDING PRODUCTS LTD. (FRBL)
(₹ In Lakh)

Particulars	As at 31.03.2021 (Audited)	As at 31.03.2020 (Audited)
Non-Current Assets	351.40	398.88
Cash and Cash Equivalent	31.88	0.97
Current Assets other than Cash and Cash Equivalents	1327.48	1502.84
Non-Current Liabilities	5194.39	4657.66
Current Liabilities	9423.13	9552.72
Equity	(12906.76)	(12307.69)
Proportion of the company's ownership	0.50	0.50
Carrying amount of the investment*	0.00	0.00

(₹ In Lakh)

Particulars	2020-21 (Audited)	2019-20 (Audited)
Income	1,648.22	1,683.67
Cost of materials consumed	0.00	185.21
Changes in inventories	2.74	227.01
Depreciation and amortization expense	0.00	6,523.59
Finance costs	538.59	482.74
Employee benefits expenses	73.72	326.80
Other Expenses	1,632.23	1,087.03
Exceptional items	0.00	0.00
Loss for the year	(599.06)	(7,148.71)
Total comprehensive income for the year	(599.06)	(7,148.71)
Company's Share of profit / loss for the year	(299.53)	(3,574.36)

NOTES FORMING PART OF THE STANDALONE FINANCIAL STATEMENTS

* Owing to the Company's share of losses exceeding its interest in the joint venture recognising the share of loss stands discontinued. Accordingly Company has not recognized share of loss of ₹299.53 lakh for the year (Previous Year ₹3,574.36 lakh) and ₹9,976.08 lakh cumulatively upto the year ended 31.03.2021 (₹9,676.55 lakh cumulatively upto the year ended 31.03.2020).

Kerala Enviro Infrastructure Ltd. (KEIL) is a public limited company formed as Special Purpose Vehicle and promoted by the Kerala State Industrial Development Corporation (KSIDC) in association with various industries in the State for establishing Common Treatment, Storage and Disposal Facility (CTSDf) for solid hazardous industrial waste in the State of Kerala.

Summarised financial information of Company's investment in Kerala Enviro Infrastructure Ltd. (KEIL)

(₹ In Lakh)

Particulars	As at 31.03.2021 (Audited)	As at 31.03.2020 (Audited)
Non-Current Assets	3,619.20	2,398.79
Cash and Cash Equivalent	311.45	125.18
Current Assets other than Cash and Cash Equivalents	1,351.23	1,183.92
Non-Current Liabilities	2,130.61	1,501.80
Current Liabilities	695.57	201.06
Equity	2,455.70	2,005.03
Proportion of the company's ownership	21.75%	25.66%
Carrying amount of the investment	534.20	514.52

(₹ In Lakh)

Particulars	2020-21 (Audited)	2019-20 (Audited)
Income	1,265.38	1,908.22
Cost of materials consumed	14.24	21.35
Changes in inventories	0.00	0.00
Depreciation and amortization expense	103.70	50.33
Finance costs	3.64	0.05
Employee benefits expenses	234.80	216.16
Other Expenses	768.92	1,159.62
Profit before Tax	140.08	460.71
Current Tax	24.18	75.71
Profit after Tax	115.90	384.99
Other Comprehensive Income	(0.01)	(1.39)
Total comprehensive income for the year	115.89	383.60
Company's Share of profit / loss for the year	25.21	98.44

NOTES FORMING PART OF THE STANDALONE FINANCIAL STATEMENTS

44. SEGMENTAL REPORTING

Segment Information for the year ended 31st March 2021

Information about Primary Business Segments

₹ In Lakh

	Fertiliser	Petrochemical	Others (Unallocated)	Total
REVENUE				
External Revenue	3,25,954.53 (2,76,737.9)	9.37 (56.42)	834.24 (1,996.09)	3,26,798.14 (2,78,790.41)
TOTAL REVENUE	3,25,954.53 (2,76,737.90)	9.37 (56.42)	834.24 (1,996.09)	326798.14 (2,78,790.41)
SEGMENT RESULTS				
Profit before Interest and Taxation	59,289.94 (34,457.65)	(4,237.15) (-2,537.58)	(1,230.72) (-4,252.59)	53,822.06 (27,667.48)
Unallocated Corporate Expense	0.00 (0.00)	0.00 (0.00)	59.26 (-91.42)	59.26 (-91.42)
Operating Profit	59,289.94 (34,457.65)	(4,237.15) (-2,537.58)	(1,171.46) (-4,161.17)	53,881.32 (27,758.90)
Interest Expense	0.00 (0.00)	0.00 (0.00)	24,526.29 (28,789.15)	24,526.29 (28,789.15)
Interest Income	0.00 (0.00)	0.00 (0.00)	5,843.04 (1,363.97)	5,843.04 (1,363.97)
Profit before Exceptional items and Tax	59,289.93 (34,457.64)	(4,237.15) (-2,537.58)	(19,854.71) (-31,586.35)	35,198.07 (333.71)
Exceptional Income	0.00 (97,216.52)	0.00 (0.00)	0.00 (0.00)	0.00 (97,216.51)
Income Tax	0.00 (0.00)	0.00 (0.00)	0.00 (0.00)	0.00 (0.00)
Profit after Interest and Taxation	59,289.93 (1,31,674.16)	(4,237.15) (2,537.58)	(19,854.71) (31,586.35)	35,198.07 (97,550.23)
OTHER INFORMATION				
Segment Assets	2,95,492.28 (2,22,492.26)	12,705.15 (9,679.17)	28,534.20 (29,085.73)	3,36,731.63 (2,61,257.16)
Segment Liabilities	3,22,747.56 (250977.40)	2,355.09 (468.25)	11,628.98 (9811.51)	3,36,731.63 (261257.16)
Depreciation	1,954.31 (1,487.77)	174.89 (168.70)	139.86 (145.19)	2,269.06 (1,801.66)
Capital Expenditure	1,467.42 (1,764.56)	73.17 (57.92)	98.27 (478.94)	1,638.86 (2,301.42)

NOTES FORMING PART OF THE STANDALONE FINANCIAL STATEMENTS

The business segments are:-

Segment	Products
Fertiliser	Ammonium Phosphate, Ammonium Sulphate, Mixtures , MOP
Petrochemical	Caprolactam

Segments have been identified taking into account the organisation structure.

Segment assets and liabilities represents assets and liabilities in respective segments. Share capital ,Secured and unsecured loans , Investments and Accumulated loss are classified as Unallocated.

Segment reporting is prepared based on the method consistently followed by the Company.

Figures given in brackets pertains to previous year.

RECONCILIATION OF REVENUE	2020-21	2019-20
Segment Revenue as above	3,26,798.14	2,78,790.41
<u>Add</u> Interest Income	5,843.04	1,363.97
Revenue as per Profit and Loss Statement	33,2641.18	2,80,154.38

45. EMPLOYEE BENEFITS

General Description of Defined Contribution Plan

Contributory Superannuation Scheme-The scheme is aimed to provide superannuation benefits to the employees. Every year company contributes ₹ 100 to the fund.

General Description of Defined Benefit Plan

A Leave Encashment and Gratuity

The Company operates gratuity plan where in every employee is entitled to the benefit equivalent to fifteen days salary last drawn for each completed year of service. The same is payable on death , separation from service or retirement , whichever is earlier. The benefit vests after five years of continuous service. The company has been accounting for provision on account of leave encashment on retirement based on actuarial valuation carried out as at the balance sheet date.

B Provident Fund

The Provident Fund contributions are made to Trusts administered by the Company. The interest rate payable to the members of the Trust shall not be lower than statutory rate of interest declared by the Central Government under the Employees Provident Funds and Miscellaneous Provisions Act 1952.

During the year an amount of ₹1,697.75 lakh (Previous Year ₹ 1,693.67 lakh) has been charged to Statement of Profit & Loss towards contribution by the Company. In terms of the Ind AS 19 issued by the Institute of Chartered Accountants of India, the Provident Fund Trust set up by the company is treated as Defined Benefit Plan since the Company has to meet the shortfall in the fund assets, if any.

A Movement in net defined benefit (asset)/ liability in respect of Leave Encashment and Gratuity

NOTES FORMING PART OF THE STANDALONE FINANCIAL STATEMENTS

	₹ in Lakh		₹ in Lakh		₹ in Lakh	
	Leave encashment (Unfunded)		Gratuity (Funded)		CLR Gratuity (Unfunded)	
	31.03.2021	31.03.2020	31.03.2021	31.03.2020	31.03.2021	31.03.2020
a. Changes in the present value of obligations						
Present value of obligations at the beginning of the year	9,100.33	9,238.51	13,011.10	13,514.37	596.57	348.7
Interest cost	527.29	808.25	796.24	1,099.83	39.62	29.27
Past service cost	0.00	0.00	0.00	0.00	0.00	0.00
Current service cost	1,823.09	1,729.04	545.83	467.00	45.66	34.45
Benefits paid	(2,737.53)	(2,015.43)	(2,671.98)	2,907.57)	(31.19)	(11.20)
Actuarial loss/(gain) on obligation	1,068.24	(660.04)	3,030.78	837.47	117.37	195.35
Present value of obligations at the end of the year	9,781.42	9,100.33	14,711.97	13,011.1	768.03	596.57
b. Changes in the fair value of plan assets						
Fair value of plan assets at the beginning of the year	0.00	0.00	1,766.67	4,456.16	0.00	0.00
Expected return on investment	0.00	0.00	101.24	334.21	0.00	0.00
Employer's contribution	0.00	0.00	2,107.56	0.00	0.00	0.00
Benefits paid	0.00	0.00	(2,671.98)	(2,907.57)	0.00	0.00
Actual return on Plan Asset over Expected Interest	0.00	0.00	(101.24)	(116.13)	0.00	0.00
Fair value of plan assets at the end of the year	0.00	0.00	1,202.25	1,766.67	0.00	0.00
Actual return on investment**	0.00	0.00	101.24	218.08	0.00	0.00
c. Amount recognised in Balance sheet						
Present value of obligations at the end of the year	9,781.42	9,100.33	14,711.97	13,011.1	768.03	596.57
Fair value of plan assets at the end of the year	0.00	0.00	1,202.25	1,766.67	0.00	0.00
Unfunded net liability recognised in Balance sheet	9,781.42	9,100.33	13,509.72	11,244.43	768.03	596.57
d. Expenses recognised in the Statement of Profit and Loss during the year						
Current service cost	1,823.09	1,729.04	545.83	467	45.66	34.45
Past service cost	0.00	0.00	0.00	0.00	0.00	0.00
Net Interest on Obligation / Asset	527.29	808.25	695.00	881.74	39.62	29.27
Total Expenses recognised in the Statement of Profit and Loss during the year	2,350.38	2,537.29	1,240.83	1,348.74	85.28	63.72
e. Amount Disclosed under Other Comprehensive Income:						
Opening balance	(5,371.45)	(4,711.41)	997.60	160.12	524.26	328.91
Actuarial Gain or Loss on Obligation side during the year	1,068.24	(660.04)	3,132.02	837.48	117.37	195.35
Closing Amount Disclosed under OCI	(4,303.21)	(5,371.45)	4,129.62	997.60	641.63	524.26
Investment details						
LIC Group Gratuity (Cash Accumulation) policy	-	-	8.17	13.58	-	-
Actuarial assumptions						
Mortality rate	Indian Assured Lives Mortality (2012-14) Ultimate					
Discount rate	6.82%	8.00%	6.82%	8.00%	6.82%	8.00%
Salary escalation rate	7.50%	5.00%	7.50%	5.00%	7.50%	5.00%
Expected rate of return on plan assets	NA	NA	6.82%	7.50%	NA	NA

** The Actual return on plan assets for the year 2020-21 is yet to be declared by the Fund Manager

GRATUITY - OTHER DISCLOSURE REQUIREMENTS

(i) Description of plan Characteristics and associated risks:

The Gratuity scheme is a final salary defined benefit plan that provides for a lumpsum payment at the time of separation; based on scheme rules the benefits are calculated on the basis of last drawn salary and the period of service at the time of separation and paid as lumpsum. There is a vesting period of 5 years. The design entails the following risks that affect the liabilities and cash flows

Interest rates risk:

The defined benefit obligation calculated uses a discount rate based on government bonds. If bond yields fall, the defined benefit obligation will tend to increase. Thus the plan exposes the Company to the risk of fall in interest rates. Some times the fall can be permanent due to a paradigm shift in interest rate scenarios because of economic or fiscal reasons. A fall in interest rates will result in an increase in the ultimate cost of providing the above benefit and will thus result in an increase in the value of the liability (as shown in financial statements). Even for funded schemes a paradigm downward shift in bond yields may affect the reinvestment yields and may increase ultimate costs.

Salary inflation risk:

The present value of the defined benefit plan is calculated with the assumption of salary escalation rate (SER) which is applied to find the salary of plan participants in future at the time of separation. Higher than expected increases in salary will increase the defined benefit obligation and will have an exponential effect.

Retirement age:

It should be noted that in case of employees above retirement age for the purpose of valuation it is assumed they will retire immediately & benefit is considered up to actual retirement age.

Demographic risks:

Demographic assumptions are required to assess the timing and probability of a payment taking place. This is the risk of volatility of results due to unexpected nature of decrements that include mortality attrition disability and retirement. The effects of this decrement on the DBO depend upon the combination salary increase discount rate and vesting criteria and therefore not very straight forward. It is important not to overstate withdrawal rate because the cost of retirement benefit of a short serving employees will be less compared to long service employees.

Asset Liability Mismatch:

This will come into play unless the funds are invested with a term of the assets replicating the term of the liability.

Actuarial Risk:

It is the risk that benefits will cost more than expected. This can arise due to one of the following reasons:

Adverse Salary Growth Experience: Salary hikes that are higher than the assumed salary escalation will result into an increase in Obligation at a rate that is higher than expected.

Variability in mortality rates: If actual mortality rates are higher than assumed mortality rate assumption than the Gratuity benefits will be paid earlier than expected. Since there is no condition of vesting on the death benefit the acceleration of cash flow will lead to an actuarial loss or gain depending on the relative values of the assumed salary growth and discount rate.

Variability in withdrawal rates: If actual withdrawal rates are higher than assumed withdrawal rate assumption than the Gratuity benefits will be paid earlier than expected. The impact of this will depend on whether the benefits are vested as at the resignation date.

Investment Risk

For funded plans that rely on insurers for managing the assets the value of assets certified by the insurer may not be the fair value of instruments backing the liability. In such cases the present value of the assets is independent of the future discount rate. This can result in wide fluctuations in the net liability or the funded status if there are significant changes in the discount rate during the inter-valuation period.

NOTES FORMING PART OF THE STANDALONE FINANCIAL STATEMENTS

Liquidity Risk

This is the risk that the Company is not able to meet the short-term gratuity pay outs. This may arise due to non availability of enough cash / cash equivalent to meet the liabilities or holding of ill liquid assets not being sold in time.

Employees with high salaries and long durations of service or those higher in hierarchy accumulate significant level of benefits. If some of such employees resign / retire from the company there can be strain on the cash flows.

Market Risk

Market risk is a collective term for risks that are related to the changes and fluctuations of the financial markets. One actuarial assumption that has a material effect is the discount rate. The discount rate reflects the time value of money. An increase in discount rate leads to decrease in Defined Benefit Obligation of the plan benefits & vice versa. This assumption depends on the yields on the corporate / government bonds and hence the valuation of liability is exposed to fluctuations in the yields as at the valuation date.

Legislative risk/Regulatory risk

Legislative risk is the risk of increase in the plan liabilities or reduction in the plan assets due to change in the legislation / regulation. The government may amend the Payment of Gratuity Act thus requiring the companies to pay higher benefits to the employees. This will directly affect the present value of the Defined Benefit Obligation. The new labour code is a case in point. And the same will have to be recognized immediately in the year when any such amendment is effective.

(ii) Sensitivity Analysis

How the DBO would have been affected by 100 basis points changes in the actuarial assumptions namely discount rates salary growth Attrition & Mortality is shown below

GRATUITY-EMPLOYEES :

₹ In Lakh

31-Mar-21			
	% increase in DBO	LIABILITY	INCREASE IN DBO
1 DISCOUNT RATE +100 basis points	-2.82%	14,297.08	(414.88)
2 DISCOUNT RATE -100 basis points	3.05%	15,160.08	448.11
3 SALARY GROWTH +100 basis points	1.48%	14,930.01	218.04
4 SALARY GROWTH -100 basis points	-1.55%	14,484.07	(227.90)
5 ATTRITION RATE +100 basis points	-0.04%	14,706.05	(5.92)
6 ATTRITION RATE-100 basis points	0.04%	14,717.93	5.97
7 MORTALITY RATE 10% UP	0.00%	14,711.33	(0.63)
8 EFFECT OF NO CEILING	16.31%	18,578.31	2400.00

NOTES FORMING PART OF THE STANDALONE FINANCIAL STATEMENTS

GRATUITY-CASUAL LABOUR (CLR)

₹ in lakh

	% increase in DBO	LIABILITY	INCREASE IN DBO
1 DISCOUNT RATE +100 basis points	-5.14%	728.57	(39.46)
2 DISCOUNT RATE -100 basis points	5.74%	812.15	44.12
3 SALARY GROWTH +100 basis points	5.52%	810.45	42.42
4 SALARY GROWTH -100 basis points	-5.04%	729.29	(38.74)
5 ATTRITION RATE +100 basis points	-0.46%	764.47	(3.56)
6 ATTRITION RATE-100 basis points	0.51%	771.97	3.93
7 MORTALITY RATE 10% UP	-0.02%	767.85	(0.18)

P.U.C method has been used. If an employee's service in later years will lead to a materially higher level of benefit than in earlier years these benefits are attributed on a straight-line basis. The limitations are that in assessing the change other parameters are kept constant. As some of the assumptions may be correlated it is unlikely that changes in assumptions will occur in isolation of one another.

There is no change from the previous period in the methods and assumptions used in the preparation of above analysis, except that the base rates have changed

(iii) Asset Liability Matching Strategies

GRATUITY-EMPLOYEES :

Insurer Administered Fund

The company has funded the liability with the insurance company. The entire investible assets are managed by the fund managers of the Insurance company and the Asset Values as informed by the Insurance Company has been taken for the valuation purpose. The policy thus mitigates the liquidity risk. However being a cash accumulation plan the duration of assets is shorter compared to the duration of liabilities. Thus the Company is exposed to movement in interest rate (in particular the significant fall in interest Rates which should result in a increase in liability without corresponding increase in the asset).

Thus the Company is exposed to movement in interest rate (in particular the significant fall in interest Rates which should result in a increase in liability without corresponding increase in the asset).

GRATUITY-CASUAL LABOUR (CLR)

Pay As You Go Method

The company is only making book provisions for the entire Gratuity Liability on the valuation and follows a 'pay as you go' system to meet the liabilities as and when they fall due. Therefore the scheme is fully unfunded, and no assets are maintained by the company and asset values are taken as zero; there is liquidity risk in that they may run out of cash.

NOTES FORMING PART OF THE STANDALONE FINANCIAL STATEMENTS

(iv) Other disclosures

GRATUITY - EMPLOYEES :

The company has started funding the liability through the medium of an insurance company and regular assessment is made by the Company of the increase in liability and contributions are being made to maintain the fund and is subject to the credit risk of the insurance company and asset liability mismatch risk of the investments

Expected Contributions to the plan for the next annual reporting period.

₹ 2,788.93 lakhs

	31st March 2021	31st March 2020
Weighted average duration of the D B O	10.43	7.30
		₹ in lakh
Information on the maturity profile of the liabilities	31st March 2021	31st March 2021
Projected Benefit Obligation	14,711.97	13,011.09
Accumulated Benefits Obligation	14,055.06	12,818.93

₹ in lakh

	FIVE YEAR PAYOUTS	31st March 2021	
		Discounted values	Undiscounted values
		/ Present value	/ Actual value
1	Year (I)	3,192.66	3,240.7
2	Year (II)	2,966.57	3,244.54
3	Year (III)	2,366.76	2,680.21
4	Year (IV)	1,843.89	2,256.97
5	Year (V)	1,469.07	1,920.29
6	Next 5 year pay-outs (6-10 years)	2,305.48	3,522.94
7	Pay-outs Above Ten Years	567.54	1,973.31
8	Vested benefit Obligation as on Para 137 (b) 31-03-2021		14,589.85

NOTES FORMING PART OF THE STANDALONE FINANCIAL STATEMENTS

GRATUITY-CASUAL LABOUR (CLR) :

The company has not started funding the gratuity liability & has been following pay as you go method for settlement of the liability

Expected Contributions to the plan for the next annual reporting period.

NA

	31-Mar-21	31-Mar-20
Weighted average duration of the D B O	10.43	7.30
		₹ in lakh
Information on the maturity profile of the liabilities given below	31-Mar-21	31-Mar-20
Projected Benefit Obligation	768.03	596.57
Accumulated Benefits Obligation	624.86	-

	FIVE YEAR PAYOUTS	31st March 2021	
		Discounted values	Undiscounted values
		/ Present value	/ Actual value
1	Year (I)	87.21	89.23
2	Year (II)	100.51	109.55
3	Year (III)	94.72	110.03
4	Year (IV)	75.4	93.4
5	Year (V)	59.00	78.85
6	Next 5 year pay-outs (6-10 years)	210.86	333.02
7	Pay-outs Above Ten Years	140.33	404.13
8	Vested benefit Obligation as on Para 137 (b) 31-03-2021	764.66	

NOTES FORMING PART OF THE STANDALONE FINANCIAL STATEMENTS

LEAVE ENCASHMENT - OTHER DISCLOSURE REQUIREMENTS

(i) Description of plan Characteristics and associated risks:

The leave scheme is a final salary defined benefit plan, that provides for a lumpsum payment at the time of separation; based on scheme rules the benefits are calculated on the basis of last drawn salary and the leave count at the time of separation and paid as lumpsum.

The design entitles the following risks that affect the liabilities and cash flows,

Interest rates risk

The defined benefit obligation calculated uses a discount rate based on government bonds. If bond yields fall, the defined benefit obligation will tend to increase.

Salary inflation risk:

Higher than expected increases in salary will increase the defined benefit obligation.

Demographic risks:

This is the risk of volatility of results due to unexpected nature of decrements that include mortality attrition, disability and retirement. The effects of this decrement on the DBO depend upon the combination salary increase, discount rate, and vesting criteria and therefore not very straight forward. It is important not to overstate withdrawal rate because the cost of retirement benefit of a short caring employees will be less compared to long service employees.

(ii) SENSITIVITY ANALYSIS

How the DBO would have been affected by 100 basis points changes in the actuarial assumptions namely discount rates, salary growth, Attrition & Mortality is shown below

PRIVILEGE LEAVE

₹ In Lakh

Net Asset/(Liability)Recognised in Balance sheet -			31-03-2021
	% increase in DBO LIABILITY	LIABILITY	INCREASE IN DBO
1 DISCOUNT RATE +100 basis points	-4.13%	7,751.05	(333.76)
2 DISCOUNT RATE -100 basis points	4.47%	8,446.57	361.76
3 SALARY GROWTH +100 basis points	4.08%	8,415.03	330.22
4 SALARY GROWTH -100 basis points	-3.84%	7,774.21	(310.60)
5 ATTRITION RATE +100 basis points	-0.30%	8,060.79	(24.01)
6 ATTRITION RATE-100 basis points	0.32%	8,110.61	25.80
7 MORTALITY RATE 10% UP	0.00%	8,084.48	(0.33)

NOTES FORMING PART OF THE STANDALONE FINANCIAL STATEMENTS
SICK LEAVE

₹ In Lakh

Net Asset/(Liability)Recognised in Balance sheet			31-03-2021
	% increase in DBO LIABILITY	LIABILITY	INCREASE IN DBO
1 DISCOUNT RATE +100 basis points	-4.64%	1,617.95	(78.65)
2 DISCOUNT RATE -100 basis points	5.10%	1,783.10	86.49
3 SALARY GROWTH +100 basis points	4.80%	1,777.98	81.37
4 SALARY GROWTH -100 basis points	-4.45%	1,621.17	(75.44)
5 ATTRITION RATE +100 basis points	-0.38%	1,690.22	(6.38)
6 ATTRITION RATE-100 basis points	0.41%	1,703.57	6.96
7 MORTALITY RATE 10% UP	-0.01%	1,696.36	(0.24)

P.U.C method has been used for sensitivity analysis.If an employee's service in later years will lead to a materially higher level of benefit than in earlier years, these benefits are attributed on a straight-line basis. The limitations are that in assessing the change other parameters are kept constant. As some of the assumptions may be correlated, it is unlikely that changes in assumptions will occur in isolation of one another.

There is no change from the previous period in the methods and assumptions used in the preparation of above analysis, except that the base rates have changed

(iii) Acturial measurements as on March 31,2021

The company has not started funding the Leave liability & has been following pay as you go method for settlement of the liability

(iv) Maturity profile of the liabilities

PRIVILEGE LEAVE

Weighted average duration of the D B O		10.43
		₹ In Lakh
Information on the maturity profile of the liabilities given below	31-Mar-20	31-Mar-21
Projected Benefit Obligation	7,449.74	8,084.81

NOTES FORMING PART OF THE STANDALONE FINANCIAL STATEMENTS

	FIVE YEAR PAYOUTS	Discounted values	Undiscounted values
		/ Present value	/ Actual value
1	Year (I)	1,655.03	1,866.58
2	Year (II)	1,433.56	1,755.30
3	Year (III)	1,145.42	1,493.39
4	Year (IV)	900.63	1,250.91
5	Year (V)	726.09	1,078.97
6	Next 5 year pay-outs (6-10 years)	1,266.54	2,184.83
7	Pay-outs Above Ten Years	957.54	1,833.31

SICK LEAVE

Weighted average duration of the D B O		10.43
		₹ In Lakh
Information on the maturity profile of the liabilities	31-Mar-21	31-Mar-20
Projected Benefit Obligation	1,696.61	1,650.58

	FIVE YEAR PAYOUTS	Discounted values	Undiscounted values
		/ Present value	/ Actual value
1	Year (I)	289.28	329.33
2	Year (II)	309.79	382.82
3	Year (III)	237.35	312.13
4	Year (IV)	201.47	282.77
5	Year (V)	164.49	246.30
6	Next 5 year pay-outs (6-10 years)	302.23	528.70
7	Pay-outs Above Ten Years	192.00	531.70

NOTES FORMING PART OF THE STANDALONE FINANCIAL STATEMENTS
B Movement in net defined benefit (asset)/ liability in respect of Provident Fund

	₹ in Lakh Trust managed Provident Fund-Udyogamandal		₹ in Lakh Trust managed Provident Fund-Cochin Division	
	31-03-2021	31-03-2020	31-03-2021	31-03-2020
a. Changes in the present value of obligations				
Present value of obligations at the beginning of the year	23,886.51	24,335.36	2,130.65	2,173.50
Interest cost	1,438.55	2,087.76	129.39	189.21
Past service cost	-	-	-	-
Current service cost	770.87	736.16	86.54	87.39
Plan participants contribution	2,142.58	2,787.07	297.58	295.73
Benefits paid	(5,586.92)	(4,389.16)	(466.99)	(474.13)
Actuarial loss/(gain) on obligation	1,940.04	(1,670.70)	174.57	(141.05)
Present value of obligations at the end of the year	24,591.63	23,886.51	2,351.74	2,130.65
b. Changes in the fair value of plan assets				
Fair value of plan assets at the beginning of the year	24,307.51	25,701.17	2,146.34	2,235.85
Expected return on investment	1,493.55	2,056.09	133.41	178.87
Employer's & Plan participants contribution	2,913.45	3,523.23	384.12	383.11
Benefits paid	(5,586.92)	(4,389.16)	(466.99)	(474.13)
Actuarial loss/(gain) on plan assets	1,464.04	(2,583.83)	157.80	(177.36)
Fair value of plan assets at the end of the year	24,591.63	24,307.51	2,354.68	2,146.34
Actual return on investment	2,957.59	2,995.49	291.21	384.63
c. Amount recognised in Balance sheet of the Trust				
Present value of obligations at the end of the year	2,4591.62	23,886.50	2,351.74	2,130.65
Fair value of plan assets at the end of the year	2,4591.63	24,307.51	2,354.68	2,146.34
Unfunded net liability	(0.00)	(421.00)	(2.94)	(15.69)
d. Expenses recognised in the Statement of Profit and Loss of the Trust during the year				
Current service cost	770.87	736.16	86.54	87.39
Past service cost				
Interest cost	1,438.55	2,087.76	129.39	189.21
Expected return on investment	(1,493.55)	(2,056.09)	(133.41)	(178.87)
Net actuarial (gain) / loss recognised during the year	476.00	176.97	16.77	(51.08)
Total Expenses	1,191.87	944.80	99.29	46.65

NOTES FORMING PART OF THE STANDALONE FINANCIAL STATEMENTS

46. Contingent Liabilities and Commitments (to the extent not provided for):

Contingent Liabilities

₹ In Lakh

Particulars	As at 31.03.2021	As at 31.03.2020
Claims against the company not acknowledged as debts in respect of:		
Central Excise Act, 1944	12,583.50	12,218.75
Service Tax (Finance Act, 1994)	334.52	421.85
Sales Tax / Value Added Tax/ Entry tax	16,113.47	15,342.46
Income Tax Act, 1961	4.26	4.26
ESI Act	127.83	127.83
Suppliers and contractors	25,167.15	24,130.03
Payment of Bonus Act, 1965	33.59	33.59
Others	1,206.26	1,215.48

47. Sales Tax/ Value Added Tax / Entry Tax includes ₹ 15,779.52 lakh (including interest up to 31.03.2021) (previous year ₹ 14,944.17 lakh) towards differential tax demand in respect of the year 2011-12 on the disputed turnover. Against this order, Company obtained stay from Hon' High Court of Kerala.

48. The contract for the barge transportation of Ammonia awarded to a private company has been cancelled void ab initio during 2004-05 by the Company. The Contractor claimed ₹1,78,489.75 lakh including interest till 31.03.2013 before the arbitrator. The arbitrator has passed an award during the year 2013-14 in favour of the contractor for ₹17,308.04 lakh including interest as on 31.12.2013. As per the award, the mobilisation advance paid by the Company to the contractor along with interest of ₹2,798.29 lakh is to be adjusted against the said award. The Company has not accepted the award on legal and factual grounds and has challenged the award before the Hon' District Court, Ernakulam which has since stayed the award. During the year 2019-20, as per the directive of Hon' District Court, Ernakulam the Company has provided 80.50 acres of land as security for the award. Accordingly, the award amount along with interest up to 31.03.2021, amounting to ₹ 24681.79 lakh without considering the adjustment of mobilisation advance and interest allowed under the arbitral award is not considered as a liability and included under Contingent Liability.

49. As per the Presidential directive and the agreement entered into between the Company and the trade unions for implementation of the 1997 wage revision, the company is not liable to provide for arrears of salary and wages (net of interim relief paid) for the period from 01.01.1997 to 30.06.2001 and perquisites and other allowances for the period from 20.10.2000 to 30.06.2001, in respect of managerial and non-managerial employees. Certain retired employees of FACT have moved the Hon. High Court of Kerala and obtained a directive dated 31.3.2016, by which the court directed the Company to frame a scheme towards disbursement of the arrears in a phased manner. The company has appealed against the decision. The Board of Directors of the Company at its meeting held on 25-01-2018 decided to refer the matter to Department of Fertilisers, with a request to remove / review the criteria for payment of arrears. The Hon'ble High Court of Kerala vide its order dated 7th February 2019 directed the Secretary to the Ministry of Chemicals and Fertilizers, Department of Fertilizers to take a decision adverting to the request of the Company pursuant to Board resolution dated 25-01-2018 and to issue appropriate order / proceedings permitting the company to honour the commitments under the wage revision order on such terms as it may find fit to impose. The Secretary (Fertilizers), vide Order dated 09.07.2019 communicated his decision stating inability to relax / remove the criteria for payment of arrears. Against the order of the Secretary (Fertilizers), the retired employees has filed a contempt of court case. Thereafter Secretary (Fertilizers) filed Special Leave Petition before the Hon'ble Supreme Court and the same is pending. Since a review / decision on payment of arrears relating to 1997 pay revision is yet to be taken, the amount of liability cannot be ascertained at this stage.

NOTES FORMING PART OF THE STANDALONE FINANCIAL STATEMENTS

50. Contingent Assets

₹ In Lakh

Particulars	As at 31.03.2021	As at 31.03.2020
Amounts estimated to be receivable in respect of:		
Suppliers and Contractors	120.81	120.81
Debtors and customers	5.96	5.96
	126.77	126.77

₹ In Lakh

	As at 31.03.2021	As at 31.03.2020
51. Estimated amount of contracts remaining to be executed on capital account and not provided for.	4,635.8	1,347.08

52. Construction Contracts

Income under services for own units reckoned by the Engineering and Consultancy Division (FEDO) and the Fabrication Division (FEW) is accounted by respective units under revenue expenditure ₹ 921.18 lakh (Previous year ₹ 954.28 lakh), and capital expenditure ₹ 507.66 lakh (Previous year ₹ 430.99 lakh).

In the case of work being carried out by FACT Engineering and Design Organisation (FEDO), for National Institute of Technology (NIT), Nagaland, as an executing agency, on a cost plus basis, as a deposit work, FEDO is eligible for certain percentage of fees of total project cost. As per technical evaluation, 59.47% (previous year 59.47%) of work related to consultancy services by FEDO to NIT, has been completed as on 31.3.2021 and pro-rata credit of ₹ 941.28 lakh (previous year ₹ 942.56 lakh) has been taken, after considering ₹ 343.35 lakh towards work in progress (previous year ₹ 344.45 lakh). The value of construction work done and certified during the year 2020-21 is taken as ₹ 57.57 lakh, (previous year ₹ 654.18 lakh) and equivalent amount has been considered for direct charges on contract.

₹ in lakh

Particulars	As at 31.03.2021	As at 31.03.2020
Contract revenue recognised in the period.	525.05	1,968.5
Advance received against contract in progress.	0.00	0.00
Retention by customers against contract in progress.	94.31	65.01
Aggregate amount of cost incurred and recognised profit (less recognised loss) on contracts in progress upto the reporting date.	2,605.95	3,136.95
Gross amount due from customers for contract work as an asset.	214.01	487.97
Gross amount due to customers for contract work as a liability.	154.23	134.0

NOTES FORMING PART OF THE STANDALONE FINANCIAL STATEMENTS

53. Disclosure in respect of changes in accounting policies, Changes in Accounting Estimates and Errors.

Due to restatement of previous year financials

During the year certain errors in charging depreciation, recognition of additional compensation against sale of property, plant and equipment, dividend income and interest on undisputed tax were identified. Accordingly, previous year financial statements were restated. The impact of the above in the previous financial statements and at the beginning of the earliest prior period is given below:

SL No	Particulars	Increase in expenses/ decrease in income/ increase in assets/ decrease in liabilities for the F Y 2019-20	Increase in income / decrease in expenses /increase in liabilities/ decrease in assets for the F Y 2019-20	Correction at the beginning of the earliest prior period (April 1, 2019)	
				Increase in assets / decrease in liability	Increase in liability/ decrease in Assets
1	Depreciation and amortization	8.31			
2	Other equity			46.90	
3	Current tax asset		8.31	30.00	96.37
4	Property, plant and equipment				
5	Other financial assets			88.88	
6	Interest expenses	5.78			
7	Other income		11.85		
9	Capital work-in progress		3.75		
10	Trade payable	15.62			69.41
11	Other Financial liabilities		5.78		
	Total	29.69	29.69	165.78	165.78

₹ In Lakh

NOTES FORMING PART OF THE STANDALONE FINANCIAL STATEMENTS

54. INFORMATION PURSUANT TO THE PROVISIONS OF PARAGRAPH 5 (viii) OF GENERAL INSTRUCTIONS FOR STATEMENT OF PROFIT AND LOSS OF SCHEDULE III TO THE COMPANIES ACT, 2013 FOR THE YEAR ENDED 31.03.2021

1 Value of imported and indigenous raw materials and spare parts consumed and percentage thereof to total consumption.

₹ In Lakh

	Current year	Percentage	Previous year	Percentage
Spare Parts, Components & Chemicals Imported	245.07	6.78%	51.94	1.87%
Indigenous	3,371.61	93.22%	2,726.83	98.13%
	3,616.68		2,778.77	

₹ In Lakh

2. CIF Value of Imports	Current year	Previous year
(i) Raw Materials	88,392.65	88,526.59
(ii) Traded Products	26,920.68	5,812.33
(iii) Spares and other materials	449.10	83.33
(iv) Capital Goods	128.59	0.00
	1,15,891.02	94,422.25

3 Expenditure in foreign currency (Cash Basis)

₹ In Lakh

(i) Consultancy service	0.00	0.00
(ii) Others	57.37	55.74
	57.37	55.74

NOTES FORMING PART OF THE STANDALONE FINANCIAL STATEMENTS

55. COST OF MATERIALS CONSUMED									
Sl No.	Particulars	2020-21			2019-20			₹ in lakh	
		Opening Stock	Closing Stock	Purchases	Consumption	Opening Stock	Purchases Stock	Closing	Consumption
1	Regassified Liquid Natural Gas	-	34,308.90	1.99	34,306.91	-	45,044.55	-	45,044.55
2	Sulphur - Imported	1,044.39	6,805.40	801.37	7,048.42	2,501.81	3,366.69	1,044.39	4,824.11
3	Sulphur	453.09	5,876.76	1,333.36	4,996.49	770.64	7,168.11	453.09	7,485.66
4	Rock Phosphate-Imported	1,504.56	12804.73	344.97	13,964.32	2,770.39	10,943.49	1,504.56	12,209.32
5	Phosphoric Acid-Imported	4,087.19	61,815.96	4,025.76	61,877.39	4,410.97	67,398.17	4,087.19	67,721.95
6	Ammonia - Imported	1,928.66	9,392.45	1,933.37	9,387.74	1,607.38	8,933.03	1,928.66	8,611.75
7	Benzene - Imported	10.24	0.00	10.24	0.00	10.24	0.00	10.24	0.00
8	Benzene	125.07	0.00	123.89	1.18	177.53	0.00	125.07	52.46
9	Caustic Soda *	20.45	0.00	7.86	0.00	29.92	18.56	20.45	28.03
12	Rock Phosphate-18% for mixing	27.35	0.00	27.35	0.00	27.35	0	27.35	0.00
13	Sulphuric Acid**	8.79	919.51	88.41	832.71	8.79	0	8.79	0.00
14	Sulphuric Acid-Imported	270.41	2,579.20	3.22	2,846.39	502.39	3,204.23	270.41	3,436.21
	TOTAL	9,480.20	1,34,502.91	8,701.79	35,261.55	12,315.02	1,46,076.83	9,480.20	1,49,414.03
* Caustic soda consumption of ₹ 12.59 lakhs (previous year-Nil) is treated as chemical consumption									
** Closing stock after adjustments for sale ₹ 7.18 lakhs (Previous Year Nil)									

NOTES FORMING PART OF THE STANDALONE FINANCIAL STATEMENTS

- 56.** The Company has a system of obtaining confirmation of balances from Vendors and Customers. Some of the parties confirmed the balances.
- 57.** The Company has earned profit continuously from the financial year 2018-19 and consequently the networth of the Company has improved considerably. The Company has achieved excellent production, marketing and financial performance during the last two years and the same trend is expected in the financial year 2021-22 also. Financial restructuring packages submitted by the company requesting approval for waiver of Govt of India interest and restructuring Govt of India loan is under the consideration of the Govt of India and the Company expects a favourable decision on the proposal. Once the financial restructuring is approved, the networth of the company would become positive. Accordingly the accounts of the company are prepared on going concern basis
- 58.** Spread of COVID 19 has affected the economic activity across the Globe, including India. However, the Government classified the Fertilizers business of the company as an “Essential Commodity” and granted certain relaxations and guidelines so that production and distribution of the same will not be affected. The Company operated its plants during the year following the covid protocol and guidelines issued by the Government. Thus, the impact of Covid-19 on the Company for the year is minimal. The Company has considered the possible effects that may result from the pandemic on the carrying amounts of receivables, inventories and other financial assets, considering the available internal and external information up to the date of approval of these financial statements. Based on the nature of these assets, the company expects to recover the carrying amount of these assets as on March 31, 2021.
- 59.** The standalone financial statements were authorized for issue in accordance with a resolution passed by the Board of Directors on 18.06.2021
- 60.** The financial statements as approved by the Board of Directors are subject to audit by Comptroller and Auditor General of India and final approval by the Shareholders.
- 61.** The figures of the previous year have been re-arranged and regrouped wherever necessary and / or practicable to make them comparable with those of the current year.

In terms of our Report Attached

For K. Venkatachalam Aiyer and Co

Chartered Accountants

Firm Registration No. 004610S

For and on behalf of the Board of Directors

Sd/-

P.S Harikrishnan

Partner

Membership No.207560

Sd/-

S Sakthimani

Director (Finance) & Chief Financial Officer

DIN 07482308

Sd/-

Kishor Rungta

Chairman & Managing Director

DIN 00231106

Place: Kochi

Date: 18.06.2021

Sd/-

K V Balakrishnan Nair

Company Secretary & Executive Director (Finance)

AOC - 1
FORM AOC-1

(Pursuant to first proviso to sub section (3) of section 129 read with rules 5 of Companies (Accounts) Rules, 2014
 Statement containing salient features of the financial statement of subsidiaries or associate companies or joint ventures

Part - A - Subsidiaries

NIL

Part - B - Associates and Joint ventures

Statement pursuant to Section 129(3) of the Companies Act 2013 related to Associate Companies and Joint ventures

₹ In lakh

Name of Associates or Joint Ventures	FACT RCF Building Products Ltd.	Kerala Enviro Infrastructure Ltd
Latest Audited Balance Sheet date	31.03.2021	31.03.2021
Date on which the Associate or Joint Venture was associated or acquired	2 nd May 2008	26 th Feb 2013
Shares of Associate or Joint ventures held by the Company at the year end (No.)	32870000	3124000
Amount of Investment in Associates or Joint ventures	3,287.00	312.40
Extent of Holding (in percentage)	50%	21.75%
Description of how there is significant influence	50:50 Joint venture, One half of the Directors are nominated by the Company	Share holding of 21.75%, Company is nominating one Director on the Board
Reason why the associate/Joint venture is not consolidated	Consolidated	Consolidated
Networth attributable to shareholding as per latest audited Balance sheet	0	534.20
Profit or loss for the year 2020-21	(599.06)	115.90
1. Considered in consolidation	NA	25.21
2. Not Considered in consolidation	(299.53)	0

- Names of associates or joint ventures which are yet to commence operations- NIL
- Names of associates or joint ventures which have been liquidated or sold during the year - NIL

In terms of our Report Attached

For K. Venkatachalam Aiyer and Co

Chartered Accountants

Firm Registration No. 004610S

Sd/-

P.S Harikrishnan

Partner

Membership No.207560

Place: Kochi

Date: 18.06.2021

For and on behalf of the Board of Directors

Sd/-

S Sakthimani

Director (Finance) & Chief Financial Officer

DIN 07482308

Sd/-

K V Balakrishnan Nair

Company Secretary & Executive Director (Finance)

Sd/-

Kishor Rungta

Chairman & Managing Director

DIN 00231106

**DETAILS OF CAPITAL EXPENDITURE INCURRED ON TOWNSHIP AND OTHER SOCIAL OVERHEADS
AS REQUIRED BY O.M. No. BPE - 1 (17) / ADV (F) / 69 DATED 5-3-69
FROM THE MINISTRY OF FINANCE (BUREAU OF PUBLIC ENTERPRISES) UPTO 31st MARCH 2021**

₹ In lakh

	Gross Block as at 31-3-2020	Written down value as at 2020	Additions/ adjustments 2020-21	Depreciation for the year 2020-21	Depreciated value as at 31-3-2021
Land (Estimated)	156.71	156.71	0.00	0.00	156.71
Staff Quarters etc. in Township	1,379.96	350.67	0.00	7.50	343.17
Sewers & Drains	280.85	14.05	0.00	0.00	14.05
Hospitals	64.37	12.85	0.00	0.37	12.48
Schools	93.43	22.82	0.00	0.58	22.24
Shops	12.08	1.87	0.00	0.05	1.82
	1,987.40	558.97	0.00	8.50	550.47

**DETAILS OF MAINTENANCE AND OTHER REVENUE EXPENDITURE ON TOWNSHIP AND OTHER SOCIAL OVERHEADS AS
REQUIRED BY O.M.No. BPE-1(17)/ADV.(F)/69 DATED 5-3-69 FROM THE MINISTRY OF FINANCE (BUREAU OF PUBLIC
ENTERPRISES)DURING THE YEAR ENDED 31st MARCH 2021**

Particulars	Expenditure	Income	Net Expenditure
Staff Quarters & Estate Establishment	355.91	569.31	(213.40)
Schools	0.58	0.50	0.08
Medical facilities	1,003.48	18.82	984.66
Other Welfare Expenses	801.99	28.67	773.32
Notional interest at 6% p.a. on capital outlay on Township and overheads	119.24	0.00	119.24
	2,281.20	617.30	1,663.90

**STATEMENT SHOWING EXPENDITURE ON PUBLIC RELATIONS AND PUBLICITY (AS REQUIRED BY BPE
O.M. No. BPE/GL/O42/78 BPE (IR)21(1)/78 DATED 18-12-1978) FOR THE YEAR ENDED 31st MARCH 2020**

Particulars	
Salaries and Wages including Provident Fund	6.16
Advertisement Charges	66.23
Propoganda and Publicity	4.40
Exhibition	0.04
Demonstration, Sign Boards, Cost of Fertilisers, Village adoption, Soil Testing and Agronomy Services	2.61
	79.44

SUMMARISED ACCOUNTS

SUMMARISED ACCOUNTS			
₹ In Lakh			
Particulars	2020-21	2019-20	2018-19
RESOURCES			
Net Worth	(25814)	(56695)	(153872)
Borrowings And Deferred Credits	24025	110526	197681
Capital Reserve	55	57	59
Equity Instruments through OCI	8261	7446	6540
	6527	61334	50407
UTILISATION OF RESOURCES			
Net Fixed Asset	25280	25754	25394
Capital -work- in progress	5498	3896	1792
Other non-current assets	6583	4145	1175
Investments	8627	7812	6906
Net Current Assets	(39461)	19727	15140
	6527	61334	50407
EARNINGS			
Sale of products and services (net)	325882	276992	195459
Accretion/(decretion) to work in progress and finished goods	(9672)	(860)	7698
Other Income	6759	3163	2270
	322969	279295	205427
OUT GOINGS			
Direct Materials & inputs	198242	189106	153322
Employees' remuneration and benefits	22922	23302	22981
Other expenses	39811	35818	25891
Depreciation / Impairment loss	2269	1802	2302
Finance Cost	24526	28934	28053
	287771	278961	232548
Profit/(Loss) for the year	35198	334	(27121)
Extraordinary items / Exceptional items: Income/ (Expense)	0	97217	43390
Profit/ (Loss) before tax	35198	97550	16269
Provision for Taxation	0	0	0
Profit/ (Loss) after tax	35198	97550	16269

STATEMENT OF CHANGES IN WORKING CAPITAL

CHANGES IN FINANCIAL POSITION FOR THE YEAR ENDED 31ST MARCH 2021			
			₹ In Lakh
	2020-21	2019-20	2018-19
SOURCES OF FUNDS			
Funds generated from operations:			
Profit after tax	35198	97550	16269
Depreciation and Impairment loss	2269	1802	2302
Increase in Long term borrowings & liabilities	0	0	3565
Decrease in Working Capital	59189	0	0
	96656	99352	22135
APPLICATION OF FUNDS			
Loss for the year	0	0	0
Prior Period Adjustments	0	0	47
Remeasurement of Fixed Benefit Plan	4318	373	-821
Decrease in Long term borrowings & liabilities	86502	87155	0
Capital expenditure (net)	3398	4266	2232
Non current assets	2438	2970	164
Increase in Working Capital	0	4588	20514
	96656	99352	22135
STATEMENT OF CHANGES IN WORKING CAPITAL			
			₹ In Lakh
	2020-21	2019-20	2018-19
Cash and bank balance	98215	61005	1102
Inventories	(4764)	(8874)	17326
Sundry debtors	(28578)	(1515)	4423
Other current assets	6177	(27132)	27196
Loans and advances	42	(6)	(2)
	71092	23478	50045
Creditors and other liabilities	130281	18890	29531
Increase/(decrease) in Working capital	(59189)	4588	20514
	71092	23478	50045

VALUE ADDED STATEMENT

VALUE ADDED STATEMENT				₹ In Lakh
PARTICULARS	2020-21	2019-20	2018-19	
Value of production *	322969	279295	205427	
(Including other income)				
Less: Cost of Direct materials & inputs	198242	189106	153322	
	124726	90189	52105	
Add: Exceptional Items :Income/ (Expense)	0	97217	43390	
Value Added	124726	187406	95495	
Applied in the following way :				
Employee remuneration and benefits	22922	23302	22981	
Other operating expenses	39811	35818	25891	
Depreciation	2269	1802	2302	
Finance Cost	24526	28934	28053	
Provision for Income Tax	0	0	0	
Retained profit/(loss)	35198	97550	16269	
	124726	187406	95495	
* Net of sales discount/dealer Margin				

10 YEARS FINANCIAL HIGHLIGHTS

₹ In Lakh

10 YEARS FINANCIAL HIGHLIGHTS

	2020-21	2019-20	2018-19	2017-18	2016-17	2015-16	2014-15	2013-14	2012-13	2011-12
	As per Ind AS Schedule III of the Companies Act 2013					As per Schedule III of the Companies Act 2013		As per revised Schedule VI of the Companies Act 1956		
1 Sales	223,709	188,538	134,762	133,946	127,146	115,010	131,386	137,309	140,166	160,034
2 Subsidy	101,648	86,485	58,649	57,655	57,270	52,997	65,280	83,141	90,669	126,596
3 Income from Contracts & Services	525	1,969	2,048	1,266	3,912	5,592	1,213	488	742	975
4 Revenue from operations (1+2+3)	325,882	276,992	195,459	192,867	188,328	173,599	197,879	220,938	231,577	287,605
5 Other Income	6,759	3,163	2,270	4,162	1,804	2,898	1,855	1,401	1,979	3,670
6 Total Income	332,641	280,155	197,729	197,030	190,132	176,497	199,734	222,339	233,556	291,275
7 Material Consumed	139,048	152,367	136,903	108,024	108,741	107,980	139,440	152,490	142,464	174,918
8 Purchases of Stock-in-trade	34,091	7,214	240	169	9,868	272	6,928	6,730	8,722	13,485
9 Stock: (Accretion)/Decretion	9,672	860	(7,698)	(3,053)	(8,120)	17,904	(59)	(3,368)	11,044	(4,859)
10 Employee benefits expenses	22,922	23,302	22,981	24,942	24,397	24,965	26,278	25,754	23,871	22,473
11 Repairs & Maintenance	3,997	3,443	3,363	3,443	3,494	4,069	3,251	3,237	3,348	3,127
12 Power & Fuel	21,315	25,478	11,789	16,459	16,681	11,998	14,876	25,925	33,382	40,312
13 Other Manufacturing Expenses	39,603	36,421	26,917	26,095	28,743	28,737	24,955	24,765	26,068	21,903
14 Total Expenditure	270,648	249,085	194,495	176,079	183,804	195,925	215,669	235,533	248,899	271,359
15 Gross Margin (6-14)	61,993	31,070	3,234	20,950	6,328	(19,428)	(15,935)	(13,194)	(15,343)	19,916
16 Finance Cost	24,526	28,934	28,053	32,142	30,466	25,214	19,629	19,183	15,538	13,677
17 Depreciation / Impairment loss	2,269	1,802	2,302	1,715	2,130	1,812	2,021	4,526	4,554	4,259
18 Profit/(Loss) before Exceptional items and tax	35,198	334	(27,121)	(12,906)	(26,268)	(46,454)	(37,585)	(36,903)	(35,435)	1,980
19 Exceptional Items- Income (+)/ Expenses (-)	0	97,217	43,390	0	0	1,235	(2,406)	10,407	39	0
20 Profit/(Loss) before tax	35,198	97,550	16,269	(12,906)	(26,268)	(45,219)	(39,991)	(26,496)	(35,396)	1,980
21 Provision for taxation	0	0	0	0	0	0	0	0	0	0
22 Net profit / (Loss)	35,198	97,550	16,269	(12,906)	(26,268)	(45,219)	(39,991)	(26,496)	(35,396)	1,980
23 Proposed Dividend	0	0	0	0	0	0	0	0	0	0
24 Tax on Proposed Dividend	0	0	0	0	0	0	0	0	0	0
25 Net block	25,280	25,754	25,394	29,472	29,681	26,973	28,180	27,606	24,336	27,754
26 Capital work-in-progress	5,498	3,896	1,792	1,850	2,435	2,186	2,486	2,383	5,313	2,510

10 YEARS FINANCIAL HIGHLIGHTS

₹ In Lakh

10 YEARS FINANCIAL HIGHLIGHTS

		2020-21	2019-20	2018-19	2017-18	2016-17	2015-16	2014-15	2013-14	2012-13	2011-12
		As per Ind AS Schedule III of the Companies Act 2013					As per Schedule III of the Companies Act 2013				
27	Non-Current assets, Loans & Advances	6,583	4,145	1,175	1,011	808	846	788	1,871	1,853	767
28	Current assets, Loans & Advances	290,744	219,650	196,173	142,062	119,234	132,779	131,277	154,205	136,312	157,753
29	Current Liabilities & Provisions	330,205	199,923	181,033	151,502	118,122	118,170	211,395	195,369	148,586	132,620
30	Investments	8,627	7,812	6,906	5,927	4,572	367	367	2,136	2,136	1,823
31	Accumulated Loss	90,521	121,402	218,579	235,622	220,218	195,660	150,441	110,450	83,954	48,558
32	Total Utilisation	97,048	182,736	268,986	264,443	258,826	240,640	102,143	103,282	105,318	106,545
33	Working Capital (28-29)	(39,461)	19,727	15,140	(9,439)	1,112	14,609	(80,118)	(41,164)	(12,274)	25,133
34	Non Current Liabilities :-										
35	Long term borrowings	1,530	90,564	179,599	177,049	177,049	162,713	16,149	18,976	21,803	24,023
36	Other non-current liabilities & Long term provisions	22,495	19,962	18,082	17,066	12,802	13,155	21,221	19,530	18,735	17,739
37	Short term borrowings (1)	0	0	0	0	0	0		0	0	0
38	Share Capital (Incl. Pending allotment)	64,707	64,707	64,707	64,707	64,707	64,707	64,707	64,707	64,707	64,707
39	Reserves & Surplus	0	0			0	0		0	0	0
40	Capital Reserve	55	57	59	61	63	65	66	69	73	76
41	Equity Instruments through OCI	8,261	7,446	6,540	5,561	4,205					
42	Total Sources	97,048	182,736	268,987	264,443	258,826	240,640	102,143	103,282	105,318	106,545
43	Networth (38+39-31)	(25,814)	(56,695)	(153,872)	(170,915)	(155,511)	(130,953)	(85,734)	(45,743)	(19,247)	16,149
44	Capital employed (25+27+33-36) (2)	(30,093)	29,664	23,627	3,978	18,799	29,273	(72,371)	(31,217)	(4,820)	35,915
45	Finished Goods	22,346	32,460	34,726	27,002	23,661	14,815	29,809	31,246	27,188	38,127
46	Work in progress	3,349	2,908	1,502	1,527	1,815	2,542	5,452	3,956	4,645	4,751
47	Raw Materials	15,897	11,490	19,439	10,474	7,881	10,269	7,243	11,670	20,066	11,158
48	Stores, Spares & Loose tools	9,445	9,055	9,192	8,604	9,322	10,885	12,482	14,289	14,556	11,604
49	Materials in transit	526	414	342	268	231	352	146	927	989	10,115
50	Sundry debtors	10,438	39,016	40,531	36,108	50,607	710	1,021	1,147	826	1,125
51	Cash & bank balance	166,687	68,472	7,467	6,365	5,218	5,757	8,839	7,737	3,237	7,017

10 YEARS FINANCIAL HIGHLIGHTS

10 YEARS FINANCIAL HIGHLIGHTS											₹ In Lakh
		2020-21	2019-20	2018-19	2017-18	2016-17	2015-16	2014-15	2013-14	2012-13	2011-12
		As per Ind AS Schedule III of the Companies Act 2013					As per Schedule III of the Companies Act 2013		As per revised Schedule VI of the Companies Act 1956		
52	Loans & advances	88	46	52	54	3	16,122	14,270	14,453	15,403	18,436
53	Other Current Assets	61,967	55,790	82,922	51,661	20,495	71,327	52,015	68,780	49,402	55,420
54	Total (46 to 54)	290,743	219,651	196,173	142,062	119,234	132,779	131,277	154,205	136,312	157,753
55	Current Liabilities	324,537	197,753	179,253	149,686	116,629	114,116	206,807	189,720	142,905	127,841
56	Provisions	5,668	2,170	1,780	1,815	1,493	4,054	4,588	5,649	5,681	4,779
57	Total (55+56)	330,205	199,923	181,033	151,502	118,145	118,170	211,395	195,369	148,586	132,620
58	Net Working Capital (54-57)	-39,462	19,728	15,140	-9,439	1,089	14,609	-80,118	-41,164	-12,274	25,133
59	Gross Internal resources (17+22)	37,467	99,352	18,570	-11,191	-24,138	-43,407	-37,970	-21,970	-30,842	6,239
60	Installed Capacity (MT)										
	Ammonium Sulphate	225,000	225,000	225,000	225,000	225,000	225,000	225,000	225,000	225,000	225,000
	Factamphos 20:20	633,500	633,500	633,500	633,500	633,500	633,500	633,500	633,500	633,500	633,500
	Caprolactam	50,000	50,000	50,000	50,000	50,000	50,000	50,000	50,000	50,000	50,000
	N content	173,050	173,050	173,050	173,050	173,050	173,050	173,050	173,050	173,050	173,050
	P2O5 content	131,900	131,900	131,900	131,900	131,900	131,900	131,900	131,900	131,900	131,900
61	Production (MT)										
	Ammonium Sulphate	245,676	220,951	141,754	180,178	152,953	79,567	120,360	178,792	126,286	163,468
	Factamphos 20:20	861,455	844,738	634,362	661,973	654,361	515,435	614,004	663,787	537,081	622,256
	Caprolactam			-	-	770.00		-	0	15544	37854
	N content	222900	214464	156074	169511	162381	119478	147595	169589	133431	158126
	P2O5 content	172291	168948	126872	132395	130872	103087	122801	132757	107416	124451
62	Capacity utilisation (%)										
	N content	128.81	123.93	90.19	97.95	93.83	69.04	85.29	98.00	77.11	91.38
	P2O5 content	130.62	128.09	96.19	100.38	99.22	78.16	93.10	100.65	81.44	94.35
(1) Short term borrowings are included under current liabilities.											
(2) Does not include capital work- in- progress.											



Shri Kishor Rungta, C & MD inaugurating the Inter-Departmental Cricket Tournament in FACT, on 26 January, 2021.



Shri Kishor Rungta, C & M D interacting with Hon'ble Chief Minister of Kerala Shri Pinarayi Vijayan



FACT supports the fight against COVID-19,
Shri Kishor Rungta, C & MD handing over cots, beds, etc to then Chairperson Eloor Municipality



COVID Relief to Eloor Municipality by FACT Co-operative Society
Shri Kishor Rungta, C & MD handing over provisions

K. VENKATACHALAM AIYER AND CO

CHARTERED ACCOUNTANTS

41/3647B, BLUE BIRD TOWNS, PROVIDENCE ROAD, KOCHI KERALA, 682 018
 TELEPHONE: 0484 2396511

INDEPENDENT AUDITORS' REPORT

To the Members of **The FERTILISERS AND CHEMICALS TRAVANCORE LIMITED**

Report on the Audit of the Consolidated Ind AS Financial Statements

Qualified Opinion

1. We have audited the accompanying Consolidated Ind AS financial statements of **The FERTILISERS AND CHEMICALS TRAVANCORE LIMITED** ('the Company') and its jointly controlled entity and an associate (The Company and its jointly controlled entity along with associate together referred to as "the Group"), which comprise the Consolidated Balance Sheet as at March 31, 2021, the Consolidated Statement of Profit and Loss (including Other Comprehensive Income), the Consolidated statement of Cash Flows and the Consolidated Statement of Changes in Equity for the year then ended, and a summary of the significant accounting policies and other explanatory information (hereinafter referred to as "the Consolidated Ind AS Financial Statements").
2. In our opinion and to the best of our information and according to the explanations given to us, except for the effects of the matter described in the Basis for Qualified Opinion section of our report, the aforesaid Consolidated Ind AS Financial Statements give the information required by the Companies Act, 2013, as amended ("the Act") in the manner so required and give a true and fair view in conformity with the Indian Accounting Standards specified under section 133 of the Act read with the Companies (Indian Accounting Standards) Rules, 2015, as amended, ('Ind AS') and other accounting principles generally accepted in India, of the consolidated state of affairs of the Group as at March 31, 2021, the consolidated profit and consolidated total comprehensive income, consolidated cash flows and consolidated changes in equity for the year ended on that date.

Basis for Qualified Opinion

3. As explained in Note #1.2.2 and Note #35 regarding sale of land and conversion of leasehold to freehold land to the Company, though the Government of

Kerala (GoK) has accorded freehold right to the Company over 143.22 acres of land during the financial year 2019-20, the Company is yet to receive freehold title. According to the Company, the fair value of the non-monetary asset of freehold title of the land converted as required under Ind AS 16-Property Plant and Equipment and the consequent revenue cannot be recognized at this stage, not quantified. In view of this, we are unable to comment on the compliance of the said Ind AS and the impact thereof on the consolidated financial statements.

4. We conducted our audit of the Consolidated Ind AS Financial Statement in accordance with the Standards on Auditing (SAs), as specified under section 143(10) of the Act. Our responsibilities under those standards are further described in the Auditor's Responsibilities for the Audit of the Consolidated Ind AS Financial Statement section of our report. We are independent of the Group in accordance with the 'Code of Ethics' issued by the Institute of Chartered Accountants of India together with the ethical requirements that are relevant to our audit of the Consolidated Financial Statements under the provisions of the Act and the Rules there under, and we have fulfilled our other ethical responsibilities in accordance with these requirements and the Code of Ethics. We believe that the audit evidence we have obtained is sufficient and appropriate to provide a basis for our qualified opinion on the Consolidated Ind AS Financial Statement.

Going Concern

5. We draw attention to Note #57 of consolidated Ind AS financial statements. The Company has accumulated loss amounting to ₹ 90,521.41 lakhs (previous year ₹ 1,21,401.85 lakhs) with a negative net worth of ₹ 17,498.37 lakhs (previous year ₹ 49,192.15 lakhs). The current liabilities exceed its current assets by ₹ 39,461.42 Lakhs (Previous year: current assets exceeds its current liabilities by ₹ 19727.66 lakhs). However, the Company has reported net profit of ₹ 35,198.07 lakhs during the year and in previous year of ₹ 97,550.23 lakhs. The

INDEPENDENT AUDITORS' REPORT ON CONSOLIDATED FINANCIAL STATEMENTS

Company has a balance under current assets of Cash and Cash Equivalents and Other Bank balances of ₹ 1,66,686.81 Lakhs (previous year ₹ 68,471.73 lakhs) as at year end. The company submitted proposal for restructuring of the loan received from Government of India. After considering these conditions, the consolidated Ind AS financial statements of the Company have been prepared on going concern basis.

Our opinion is not modified in respect of this matter.

Key Audit Matters

6. Key audit matters are those matters that, in our professional judgment, were of most significance in our audit of the Consolidated Ind AS Financial Statements of the current period. These matters were addressed in the context of our audit of the Consolidated Ind AS Financial Statements as a whole, and in forming our opinion thereon, and we do not provide a separate opinion on these matters. In addition to the matter described in the Basis for Qualified Opinion section, we have determined the matters described below to be the key audit matters:

SI No	Key Audit Matter	Auditors' Response
1	Accounting of subsidy income from Government of India under DBT Scheme: Under Direct Benefit Transfer (DBT) scheme of Government of India (GoI), the Company is entitled to receive subsidy only upon sale of fertilizer by the dealer to the ultimate beneficiary through Point of Sale (PoS) devices. However, the Company continues to account subsidy as income at the time of sale to dealers as in the earlier scheme, considering the reasonable certainty that the sale will take place and subsidy will be received based on the industry practice and past experience. Refer Note #27 to the Consolidated financial statements	Our principal audit procedures included the following: <ul style="list-style-type: none"> Analyzed the scheme framed by the Department of Fertilizers (DoF) notified through Notification F. No. D(FA)/2016/DBT dated March 17, 2017. Reviewed the agreement with dealers. Performed analytical review procedures on the subsidy claim lodged by the Company from the inception of the DBT scheme and subsidy accounted by the Company. Analyzed post Balance Sheet sales through PoS devices in Integrated Fertiliser Management System (iFMS) to assess the sales trend. Considered the ageing of the stock with the dealers for which sales not reported in the (iFMS) and assessed the conservative approach adopted by the Company. Compliance with Ind AS 20 on 'Accounting for Government Grants and Disclosure of Government Assistance' Method consistently followed by the Company
2	Property, Plant & Equipment: Estimates of useful lives and residual value of Property, Plant and Equipment is a significant area requiring Management judgment of estimates and application of accounting policies that have significant effect on the amounts recognized in the Consolidated Ind AS Financial Statements.	<ul style="list-style-type: none"> We examined whether the Company has maintained proper records showing full particulars, including quantitative details and situation of fixed assets and our 16(d) of this report. Reviewed the report of the committee that studied the Impairment of the assets. Reviewed the capitalisation made during the year under review Reviewed the valuation report of the assets held for sale, regrouped during the year. We have tested the computation of depreciation on sample basis. Reviewed the report on the physical verification of Property, Plant and Equipment carried out by the Management and comments of the branch auditors

INDEPENDENT AUDITORS' REPORT ON CONSOLIDATED FINANCIAL STATEMENTS

	<p>in their report regarding physical verification conducted at depots/ zonal offices. The deficiencies in the physical verification process are reported in paragraph 16(d) of this report.</p> <ul style="list-style-type: none"> The deficiencies in the reconciliation of land as per documents with the books of accounts and consequent effect on the verification of completeness and correctness of the land are reported in paragraph 16(c) of this report
--	--

Emphasis of Matter

- We draw attention to Note #18.1 of the Consolidated Ind AS financial statements regarding the confirmation of the loan and interest due thereon on the Government of India loan of ₹ 2,72,655.07 Lakhs outstanding as on March 31, 2021. However we report that the loan and interest due there on as on March 31, 2020 is confirmed by the Government of India during the year.

Our opinion is not modified in respect of this matter.

Management's Responsibility for the Consolidated Ind AS Financial Statements

- The Company's Board of Directors is responsible for the matters stated in section 134(5) of the Act with respect to the preparation of these Consolidated Ind AS Financial Statements that give a true and fair view of the consolidated financial position, consolidated financial performance including consolidated total comprehensive income, consolidated cash flows and consolidated changes in equity of the Group in accordance with the accounting principles generally accepted in India, including the Indian Accounting Standards (Ind AS) specified under section 133 of the Act read with Companies (Indian Accounting Standards) Rules, 2015, as amended. This responsibility also includes maintenance of adequate accounting records in accordance with the provisions of the Act for safeguarding of the assets of the Group and for preventing and detecting frauds and other irregularities; selection and application of appropriate accounting policies; making judgments and estimates that are reasonable and prudent; and design, implementation and maintenance of adequate internal financial controls, that were operating effectively for ensuring the accuracy and completeness of the accounting records, relevant to the preparation and presentation of the Consolidated Ind AS Financial Statements that give a true and fair view and are free from material

misstatement, whether due to fraud or error.

- In preparing the Consolidated Ind AS financial statements, the respective Board of Directors of the Companies included in the Group are responsible for assessing the ability of the Group to continue as a going concern, disclosing, as applicable, matters related to going concern and using the going concern basis of accounting unless the Board of Directors either intends to liquidate the Group or to cease operations, or has no realistic alternative but to do so.
- The respective Board of Directors of the companies included in the Group are also responsible for overseeing the financial reporting process of the Group.

Auditors' Responsibilities for the Audit of the Consolidated Ind AS Financial Statements

- Our objectives are to obtain reasonable assurance about whether the Consolidated Ind AS Financial Statements as a whole are free from material misstatement, whether due to fraud or error, and to issue an auditor's report that includes our opinion. Reasonable assurance is a high level of assurance, but is not a guarantee that an audit conducted in accordance with SAs will always detect a material misstatement when it exists. Misstatements can arise from fraud or error and are considered material if, individually or in the aggregate, they could reasonably be expected to influence the economic decisions of users taken on the basis of these Consolidated Ind AS Financial Statements.
- As part of an audit in accordance with SAs, we exercise professional judgment and maintain professional skepticism throughout the audit. We also:
 - Identify and assess the risks of material misstatement of the Consolidated Ind AS Financial Statements, whether due to fraud or error, design and perform audit procedures responsive to those risks, and obtain audit evidence that is sufficient and appropriate to

INDEPENDENT AUDITORS' REPORT ON CONSOLIDATED FINANCIAL STATEMENTS

provide a basis for our opinion. The risk of not detecting a material misstatement resulting from fraud is higher than for one resulting from error, as fraud may involve collusion, forgery, intentional omissions, misrepresentations, or the override of internal control.

- Obtain an understanding of internal controls relevant to the audit in order to design audit procedures that are appropriate in the circumstances. Under section 143(3)(i) of the Companies Act, 2013, we are also responsible for expressing our opinion on whether the company has adequate internal financial controls with reference to financial control system in place and the operating effectiveness of such controls.
 - Evaluate the appropriateness of accounting policies used and the reasonableness of accounting estimates and related disclosures made by management.
 - Conclude on the appropriateness of management's use of the going concern basis of accounting and, based on the audit evidence obtained, whether a material uncertainty exists related to events or conditions that may cast significant doubt on the ability of the Group to continue as a going concern. If we conclude that a material uncertainty exists, we are required to draw attention in our auditors' report to the related disclosures in the Consolidated Ind AS Financial Statements or, if such disclosures are inadequate, to modify our opinion. Our conclusions are based on the audit evidences obtained up to the date of our auditors' report. However, future events or conditions may cause the Group to cease to continue as a going concern.
 - Evaluate the overall presentation, structure and content of the Consolidated Ind AS Financial Statements, including the disclosures, and whether the financial statements represent the underlying transactions and events in a manner that achieves fair presentation.
13. We communicate with those charged with governance regarding, among other matters, the planned scope and timing of the audit and significant audit findings, including any significant deficiencies in internal control that we identify during our audit.
14. We also provide those charged with governance with a statement that we have complied with relevant ethical requirements regarding independence, and to communicate with them all relationships and other

matters that may reasonably be thought to bear on our independence, and where applicable, related safeguards.

15. From the matters communicated with those charged with governance, we determine those matters that were of most significance in the audit of the Consolidated Ind AS Financial Statements of the current period and are therefore the key audit matters. We describe these matters in our auditors' report unless law or regulation precludes public disclosure about the matter or when, in extremely rare circumstances, we determine that a matter should not be communicated in our report because the adverse consequences of doing so would reasonably be expected to outweigh the public interest benefits of such communication

Other Matter

- 16.(a) We did not audit the financial statements of five states comprising marketing offices of the Company included in the Consolidated Ind AS financial statements of the Company, whose financial statements reflect total revenue of Rs 2,16,046.30 lakhs for the year ended on that date, as considered in the Consolidated Ind AS financial statements and total assets not quantifiable in the absence of certified trial balance of the areas as at March 31, 2021. The Company has submitted certain "financial schedules" only which have been audited by other auditors whose reports have been furnished to us by the Management and our opinion on the Consolidated Ind AS financial statements, in so far as it relates to the amounts and disclosures included in respect of these states and our report, in so far as it relates to the aforesaid states, is based solely on the reports of other auditors.
- (b) The financial statements of the jointly controlled entity and an associate of the Company have been audited by other auditors, whose reports have been furnished to us by the Management. Our opinion on the Consolidated Ind AS financial statements, in so far as it relates to the amounts and disclosures included in respect of these entities and our report in terms of subsection (3) of Section 143 of the Act, in so far as it relates to the aforesaid entities, is based solely on the reports of the other auditors
- (c) The Company has not reconciled the value of the land as per the financial statements with the cost of acquisition of the land as per the title deeds

INDEPENDENT AUDITORS' REPORT ON CONSOLIDATED FINANCIAL STATEMENTS

and the additional compensation paid for the acquisition of land, hence we could not verify the completeness and correctness of the amount disclosed in the financial statements with respect to these title deeds. However the management confirms that the said non reconciliation will not affect the financial position and financial performance of the Company for the year ended March 31, 2021.

- (d) The Company has maintained generally proper records showing the particulars including quantitative details except situation of fixed assets. Major portion of the fixed assets have been stated to be physically verified by the Management during the year and are not observed by us. However, we report that the physical verification to be done on a systematical order and the procedure needs to be strengthened. As explained to us, no material discrepancies were noticed on such physical verification.
- (e) The Consolidated Ind AS financial statements of the Company for the year ended March 31, 2020 were audited by another auditor whose report (revised) dated November 6, 2020 expressed a qualified opinion on those statements.
- (f) Our opinion on the Consolidated Ind AS financial statements, and our report on Other Legal and Regulatory Requirements below, is not modified in respect of the above matters, with respect to our reliance on the work done and the reports of the other auditors and the Consolidated Ind AS financial statements / financial information and other details certified by the Management, except on the scope limitation reported by other auditors due to non-provision of the trial balance of the states audited by them and their inability to ensure the correctness of the financial schedules due to this.

Report on other Legal and Regulatory Requirements

- 17. Based on verification of books of accounts of the company and according to information and explanations given to us, we give in "**Annexure A**" a report on the directions issued by The Comptroller and Auditor General of India in terms of sub-section (5) of Section 143 of the Companies Act, 2013.
- 18. As required by section 143 (3) of the Act, based on our audit and our comments on separate financial

statements of the jointly controlled entities as noted in the Emphasis of Matter paragraph, we report to the extent applicable that:

- a) We have sought and obtained all the information and explanations which to the best of our knowledge and belief were necessary for the purposes of our audit of the aforesaid consolidated Ind AS financial statements.
- b) In our opinion, proper books of account as required by law relating to preparation of the aforesaid Consolidated Ind AS financial statements have been kept so far as it appears from our examination of those books and the reports of the other auditors.
- c) The Consolidated Balance Sheet, the Consolidated Statement of Profit and Loss (including Other Comprehensive Income), the Consolidated Cash Flows Statement and the Consolidated Statement of Changes in Equity dealt with by this Report are in agreement with relevant books of account and with the returns received from five states not audited by us, subject to the scope limitation by other auditors.
- d) In our opinion, the aforesaid Consolidated Ind AS financial statements comply with the Indian Accounting Standards specified under Section 133 of the Act, read with Companies (Indian Accounting Standards) Rules, 2015 subject to the matter specified in paragraph 3 above.
- e) In view of exemption given vide notification no. G.S.R. 463(E) dated June 5, 2015, issued by Ministry of Corporate Affairs, provisions of Section 164(2) of the Act regarding disqualification of directors, are not applicable to the Company.
- f) With respect to the adequacy of the internal financial controls over financial reporting of the Company with reference to the Consolidated Ind AS Financial Statements and the operating effectiveness of such controls, refer to our separate report in "**Annexure B**" which is based on the report of the statutory auditors of the joint venture and its associate incorporated in India.
- g) With respect to the other matters to be included in the Auditors' Report in accordance with Rule 11 of the Companies (Audit and Auditors) Rules, 2014, as amended, in our opinion and to the best of our information and according to the explanations given to us:
- i) The Consolidated Ind AS Financial Statements disclose the impact of pending litigations on the consolidated financial position of the Group.

INDEPENDENT AUDITORS' REPORT ON CONSOLIDATED FINANCIAL STATEMENTS

(Refer Note #46 of the Consolidated Ind AS Financial Statements).

- ii) Provision has been made in the Consolidated Ind AS Financial Statements, as required under the applicable law or accounting standards, for material foreseeable losses, if any, on long term contracts including derivative contracts as at 31st March 2021.
 - iii) There has been no delay in transferring amounts, required to be transferred, to the Investor Education and Protection Fund by the Group, where applicable.
19. Being a Government Company, the provisions of section 197 of the Act with respect to the matters to be included in the Auditor's Report is not applicable

For K Venkatachalam Aiyer & Co.
Chartered Accountants
FRN 004610S

Sd/-
CA P S Harikrishnan
Partner
Membership No 207560
UDIN : 21207560AAAADN6581

Place: Kochi
Date: June 18, 2021

ANNEXURES TO AUDITORS' REPORT ON CONSOLIDATED FINANCIAL STATEMENTS

**Annexure A to the Independent Auditors' Report of even date to the members of
The Fertilisers and Chemicals Travancore Limited on the Consolidated Ind AS financial statements for the
year ended March 31, 2021**

(Referred to in Paragraph 21 under 'Report on Other Legal and Regulatory Requirements' section of our report of even date)

SL No	C & AG Directions	Observations/findings
1	State of impact of revision of subsidies for fertilizers products, viz. NPK, Ammonium Sulphate and imported MoP in valuation of its closing stock.	The closing stock of NPK, Ammonium Sulphate and imported MoP as on 31st March 2021 has been valued at cost. There is no impact of revision of subsidy in valuation of closing stock.
2	Whether subsidy was recognised as per the provisions of Direct Benefit Transfer scheme of Gol?	According to information and explanations given to us and based on the examination of records of the Company, the subsidy income is recognised at the time of sales to the dealers. However the subsidy claim is made by the Company with Gol at the time of ultimate sales made to the beneficiary.
3	State the area of land under encroachment and briefly explain the steps taken by the Company to remove encroachments	As per the information and representation given to us no area of land of the company is under encroachment (Refer Paragraph 16(c))
4	Whether subsidy received/recoverable from Government of India has been properly accounted for and reconciled as per claims admitted?	Based on Audit Procedure performed by us and as per the information and explanation given to us, Price and Freight Subsidy receivable is measured and raised based on policy issued by DoF /principle/ notifications received from Fertilizer Industry Coordination Committee (FICC), an office of the Government of India which regulates such subsidy. Escalation/De-escalation in notified rates is considered for accounting the subsidy received/recoverable from Government of India. The claim made by the Company and the claim admitted by Gol are reconciled.
5	Whether the company has system in place to process all the accounting transactions through IT system? If yes, the implications of processing of accounting transactions outside IT system on the integrity of the accounts along with the financial implications, if any, may be stated	According to information and explanations given to us and based on the examination of records of the Company, all the accounting transactions of the Company are processed through IT system. As explained to us, there is no accounting transaction being processed outside the IT system except valuation of inventories. However this has no financial implication on the accompanying financial statements.
6	Whether there is any restructuring of an existing loan or cases of waiver/write off of debts /loans/interest etc. made by a lender to the company due to the company's inability to repay the loan? If yes, the financial impact may be stated Whether such cases are properly accounted for? (In case, lender is a Government Company, then this direction is also applicable for statutory auditors of lender company)	According to information and explanations given to us, during the year, there was no restructuring of existing loans of the Company or cases of waiver/write off of debts /loans/interest etc. made by a lender to the Company due to Company's inability to repay the loan. However we report that the company submitted a financial restructuring proposal to Department of Fertilizers, Government of India and no decision was taken by the Government on this proposal as on the balance sheet date.

ANNEXURES TO AUDITORS' REPORT ON CONSOLIDATED FINANCIAL STATEMENTS

7	Whether funds (grants/subsidy etc) received/receivable for specific schemes from Central/ State Government or its agencies were properly accounted for/ utilized as per its term and conditions? List the cases of deviation.	<p>According to information and explanations given to us, during the year, the Company received freight subsidy against the freight expenses incurred for the transportation of the fertilizers from plant/ port to the depots and DBT subsidy against the ultimate sale of fertilizers to the beneficiaries. These funds are properly accounted/ utilized.</p> <p>The company has not received / receivable any other fund for specific schemes of central/ state agencies during the year.</p>
---	---	--

For K Venkatachalam Aiyer & Co.
 Chartered Accountants
 FRN 004610S

Sd/-
CA P S Harikrishnan
 Partner
 Membership No 207560
 UDIN : 21207560AAAADN6581

Place: Kochi
 Date: June 18, 2021

ANNEXURES TO AUDITORS' REPORT ON CONSOLIDATED FINANCIAL STATEMENTS

**Annexure B to the Independent Auditors' Report of even date to the members of
The Fertilisers and Chemicals Travancore Limited on the Consolidated Ind AS financial statements for the
year ended March 31, 2021**

**Independent Auditors' Report on the Internal Financial Controls under Clause (i) of Sub-section 3 of
Section 143 of the Companies Act, 2013 ("the Act")**

In conjunction with our audit of the consolidated Ind AS financial statements of the **FERTILISERS AND CHEMICALS TRAVANCORE LIMITED** (hereinafter referred to as "the Company") as of and for the year ended March 31, 2021, we have audited the internal financial controls over financial reporting of the Company and its jointly controlled entity and an associate (hereinafter referred to as "the Group"), which are Companies incorporated in India, as of that date.

Management's Responsibility for Internal Financial Controls

The respective Board of Directors of the Companies included in the Group which are Companies incorporated in India, are responsible for establishing and maintaining internal financial controls based on the internal control over financial reporting criteria established by the respective companies considering the essential components of internal control stated in the Guidance Note on Audit of Internal Financial Controls over Financial Reporting ("the Guidance Note") issued by the Institute of Chartered Accountants of India ("ICAI"). These responsibilities include the design, implementation and maintenance of adequate internal financial controls that were operating effectively for ensuring the orderly and efficient conduct of its business, including adherence to the respective company's policies, the safeguarding of its assets, the prevention and detection of frauds and errors, the accuracy and completeness of the accounting records, and the timely preparation of reliable financial information, as required under the Companies Act, 2013 ("the Act")..

Auditors' Responsibility

Our responsibility is to express an opinion on the Company's internal financial controls over financial reporting based on our audit. We conducted our audit in accordance with 'the Guidance Note' and the Standards on Auditing, issued by the ICAI and deemed to be prescribed under Section 143(10) of the Act, to the extent applicable to an audit of internal financial controls, both issued by the ICAI. Those Standards and the Guidance Note require that we comply with ethical requirements and plan and perform the audit to obtain reasonable assurance about whether adequate internal financial controls over financial reporting was established and maintained and if such controls operated effectively in all material respects.

Our audit involves performing procedures to obtain audit evidence about the adequacy of the internal financial controls system over financial reporting and their operating effectiveness. Our audit of internal financial controls over financial reporting included obtaining an understanding of internal financial controls over financial reporting, assessing the risk that a material weakness exists, and testing and evaluating the design and operating effectiveness of internal control based on the assessed risk. The procedures selected depend on the auditors' judgment, including the assessment of the risks of material misstatement of the financial statements, whether due to fraud or error.

We believe that the audit evidence we have obtained is sufficient and appropriate to provide a basis for our audit opinion on the Company's internal financial controls system over financial reporting

Meaning of Internal Financial Controls over Financial Reporting

A company's internal financial control over financial reporting is a process designed to provide reasonable assurance regarding the reliability of financial reporting and the preparation of financial statements for external purposes in accordance with generally accepted accounting principles. A company's internal financial control over financial reporting includes those policies and procedures that

- (1) Pertain to the maintenance of records that, in reasonable detail, accurately and fairly reflect the transactions and dispositions of the assets of the Company;

ANNEXURES TO AUDITORS' REPORT ON CONSOLIDATED FINANCIAL STATEMENTS

- (2) Provide reasonable assurance that transactions are recorded as necessary to permit preparation of Consolidated Ind AS Financial Statements in accordance with generally accepted accounting principles, and that receipts and expenditures of the company are being made only in accordance with authorizations of management and directors of the company; and
- (3) Provide reasonable assurance regarding prevention or timely detection of unauthorized acquisition, use, or disposition of the company's assets that could have a material effect on the Consolidated Ind AS Financial Statements.

Inherent Limitations of Internal Financial Controls over Financial Reporting

Because of the inherent limitations of internal financial controls over financial reporting, including the possibility of collusion or improper management override of controls, material misstatements due to error or fraud may occur and not be detected. Also, projections of any evaluation of the internal financial controls over financial reporting to future periods are subject to the risk that the internal financial control over financial reporting may become inadequate because of changes in conditions, or that the degree of compliance with the policies or procedures may deteriorate

Opinion

In our opinion and to the best of our information and according to the explanations given to us, the Group which are Companies incorporated in India, have, in all material respects, reasonably adequate internal financial controls system over financial reporting and such internal financial controls over financial reporting need to be strengthened as at March 31, 2021, based on the internal control over financial reporting criteria established by the respective companies considering the essential components of internal control stated in "the Guidance Note" issued by the ICAI. However, we are unable to comment on the adequacy of internal financial controls over financial reporting in the case of two out of five states, in the absence of any specific reporting by the auditors of these states.

The financial statements of the jointly controlled entity and an associate of the Company have been audited by other auditors, whose reports have been furnished to us by the Management. Our report on the adequacy of internal financial controls over financial reporting with respect to these financial statements, in so far as it relates to these entities, is based solely on the reports of the other auditors.

For **K Venkatachalam Aiyer & Co.**
Chartered Accountants
FRN 004610S

Sd/
CA P S Harikrishnan
Partner
Membership No 207560
UDIN : 21207560AAAADN6581

Place: Kochi
Date: June 18, 2021

COMMENTS OF C&AG OF INDIA ON CONSOLIDATED FINANCIAL STATEMENTS

O/o the Principal Director of Audit,
(Agriculture, Food & Water Resources),
New Delhi

Confidential

Report/2-48/DGA/(AF&WR)/Accounts/FACT/2020-21/2964
Dtd. 8/09/2021

To

The Chairman & Managing Director
The Fertilisers and Chemicals Travancore Limited
Eloor, Udyogamandal, Kochi 63 501

Sub: Comments of the Comptroller and Auditor General of India under section 143 (6) (b) of the Companies Act 2013 on the financial accounts of The Fertilisers and Chemicals Travancore Limited (Consolidated) for the year ended 31 March 2021.

Sir,

The Comments on the financial accounts of The Fertilisers and Chemicals Travancore Limited (Consolidated) for the year ended 31st March, 2021 under Section 143 (6) (b) of the Companies Act, 2013 is forwarding herewith.

Kindly acknowledge receipt.

Yours faithfully,

(Sd/-)

Keerti Tewari

Director General of Audit
(Agriculture, Food & Water Resources)

Encl: as above

COMMENTS OF THE COMPTROLLER AND AUDITOR GENERAL OF INDIA UNDER SECTION 143(6)(b) READ WITH SECTION 129(4) OF THE COMPANIES ACT, 2013 ON THE CONSOLIDATED FINANCIAL STATEMENTS OF THE FERTILISERS AND CHEMICALS TRAVANCORE LIMITED FOR THE YEAR ENDED 31 MARCH 2021

The preparation of consolidated financial statements of The Fertilisers and Chemicals Travancore Limited, Udyogamandal for the year ended 31 March 2021 in accordance with the financial reporting framework prescribed under the Companies Act, 2013 (Act), is the responsibility of the management of the company. The statutory auditor appointed by the Comptroller and Auditor General of India under section 139(5) read with section 129(4) of the Act is responsible for expressing opinion on the financial statements under section 143 read with section 129(4) of the Act based on independent audit in accordance with the standards on auditing prescribed under section 143(10) of the Act. This is stated to have been done by him vide his Audit Report dated 18 June 2021.

I, on the behalf of the Comptroller and Auditor General of India, have conducted a supplementary audit under section 143(6)(a) read with section 129(4) of the Act of the consolidated financial statements of The Fertilisers and Chemicals Travancore Limited, Udyogamandal for the year ended 31 March 2021. We conducted a supplementary

COMMENTS OF C&AG OF INDIA ON CONSOLIDATED FINANCIAL STATEMENTS

audit of the financial statements of The Fertilisers and Chemicals Travancore Ltd, Udyogamandal and FACT-RCF Building Products Limited for the year ended on that date. Further, section 139 (5) and 143 (6)(a) of the Act are not applicable to Kerala Enviro Infrastructure Limited being private entity for appointment of their Statutory Auditor and for conduct of supplementary audit. Accordingly, Comptroller and Auditor General of India has neither appointed the Statutory Auditors nor conducted the supplementary audit of the Company. This supplementary audit has been carried out independently without access to the working papers of the statutory auditors and is limited primarily to inquiries of the statutory auditors and company personnel and a selective examination of some of the accounting records.

Based on my supplementary audit, I would like to highlight the following significant matters under section 143(6)(b) read with section 129(4) of the Act which have come to my attention and which in my view are necessary for enabling a better understanding of the consolidated financial statements and the related audit report:

A. Comments on Disclosure

(I) Note 42: Disclosure under Ind AS 24 on related party transactions

Department of Fertilisers, Govt of India, had accorded the approval (16 November 2018) to The Fertilisers and Chemicals Travancore Limited (FACT) for additional investment of Rs. 2,925 lakh to the equity share capital of FACT-RCF-Building Products Limited (FRBPL).

FRBPL is a joint venture between the FACT Limited and Rashtriya Chemicals & Fertilisers Limited. The FACT Limited in its 75th Annual General Meeting approved the additional investment in FRBPL. Against approval received for Rs. 2,925 lakh, FRBPL. had issued equity shares amounting to Rs. 1,518 lakh towards gypsum supplied and other services provided by the FACT Limited during the period from 2010-2013. Equity Shares amounting to Rs.1,168 lakh against which gypsum and other services provided by the FACT Limited during 2014-2020, are pending for allotment by FRBPL. Further, supply of gypsum from FACT amounting to Rs.239 lakh is still pending as on 31 March 2021 to complete the above additional investment.

This comment was also included in the audit certificate for the year ended 31 March 2020. However, corrective action has not been taken by the FACT Limited.

(II) Note 43: Financial reporting of Interest in Joint venture

As per Para 2 of Part III of Division II of Schedule III of the Companies Act, 2013, pertaining to General Instructions for the preparation of Consolidated Financial Statements, details pertaining to parent Company and its subsidiaries/ Joint Ventures is to be disclosed by the Company in its Consolidated Financial statements. However, details of the parent company i.e. FACT Limited has not been included in Note-43 of Notes to Financial Statements. Thus, the disclosure in Note 43 is deficient to the extent.

This comment was also included in the audit certificate for the year ended 31 March 2020. However, corrective action has not been taken by the FACT Limited.

**For and on the behalf of the
Comptroller & Auditor General of India**

Place: New Delhi

Date: 07.09.2021

(Sd/-)
KeertiTewari
Director General of Audit (AF & WR)
(Agriculture, Food & Water Resources)
New Delhi

COMMENTS OF C&AG OF INDIA ON CONSOLIDATED FINANCIAL STATEMENTS
REPLIES TO THE COMMENTS OF THE COMPTROLLER AND AUDITOR GENERAL OF INDIA UNDER SECTION 143(6)(b) OF THE COMPANIES ACT, 2013 ON THE FINANCIAL STATEMENTS OF THE FERTILISERS AND CHEMICALS TRAVANCORE LIMITED (CONSOLIDATED) FOR THE YEAR ENDED 31st MARCH 2021

Comments of C & AG	Reply
<p>A. Comments on Disclosure</p> <p>(I) Note 42: Disclosure under Ind AS 24 on related party transactions</p> <p>Department of Fertilisers, Govt of India, had accorded the approval (16 November 2018) to The Fertilisers and Chemicals Travancore Limited (FACT) for additional investment of Rs. 2,925 lakh to the equity share capital of FACT-RCF-Building Products Limited (FRBPL)</p> <p>FRBPL is a joint venture between the FACT Limited and Rashtriya Chemicals & Fertilisers Limited. The FACT Limited in its 75th Annual General Meeting approved the additional investment in FRBPL. Against approval received for Rs. 2,925 lakh, FRBPL had issued equity shares amounting to Rs. 1,518 lakh towards gypsum supplied and other services provided by the FACT Limited during the period from 2010-2013. Equity Shares amounting to Rs.1,168 lakh against which gypsum and other services provided by the FACT Limited during 2014-2020, are pending for allotment by FRBPL. Further, supply of gypsum from FACT amounting to Rs.239 lakh is still pending as on 31 March 2021 to complete the above additional investment.</p> <p>This comment was also included in the audit certificate for the year ended 31 March 2020. However, corrective action has not been taken by the FACT Limited.</p>	<p>In order to comply with the observations of C&AG in Audit certificate for the year ended 31st March 2020, details relating to supply of Gypsum from FACT pending as on 31st March, 2021 to complete the additional investment, and the amount outstanding from FRBL, the investment in equity share capital, share application money pending for allotment etc. are shown in note No. 5, note No.26 and note No. 42 to the financial statements.</p> <p>Provision has already been created against the entire investment and receivables in FRBL in the books of accounts of FACT. Therefore, the equity shares pending allotment by FRBL has no impact on the financial statements of FACT.</p>
<p>(II) Note 43: Financial reporting of Interest in Joint venture</p> <p>As per Para 2 of Part III of Division II of Schedule III of the Companies Act, 2013, pertaining to General Instructions for the preparation of Consolidated Financial Statements, details pertaining to parent Company and its subsidiaries/Joint Ventures is to be disclosed by the Company in its Consolidated Financial statements. However, details of the parent company i.e. FACT Limited has not been included in Note-43 of Notes to Financial Statements. Thus, the disclosure in Note 43 is deficient to the extent.</p> <p>This comment was also included in the audit certificate for the year ended 31 March 2020. However, corrective action has not been taken by the FACT Limited.</p>	<p>In order to comply the observations of C&AG in the Audit Certificate for the year ended 31stMarch 2020, FACT has disclosed the additional information on the entities included in the Consolidated Financial Statement for the year ended 31stMarch 2021, in note No.43.</p> <p>As per the guidance note issued by the Institute of Chartered Accountants of India and section 2(46) and section 2(87) of the Companies Act 2013, the Kerala Enviro Infrastructure Limited (KEIL) and FACT-RCF Building Products Limited (FRBL) are not subsidiaries of FACT and therefore no parent subsidiary relationship exists between FACT and its Joint Ventures. Accordingly FACT has not disclosed other details to be disclosed by a parent Company in note No.43.</p>

CONSOLIDATED BALANCE SHEET AS AT 31ST MARCH 2021
Consolidated Balance Sheet as at 31st March 2021

₹ In Lakh

Particulars	Note No.	As at 31.03.2021	As at 31.03.2020	As at the beginning of 01.04.2019
ASSETS				
NON CURRENT ASSETS				
Property, Plant and Equipment	1	25,160.70	25,637.74	25,245.43
Right-of-use assets	1A	3,294.12	0.00	0.00
Capital Work in Progress	1B	5,498.34	3,895.71	1,791.91
Investment Property	2A	6.51	6.61	6.71
Other Intangible Assets	2B	112.32	109.21	141.66
Investment in Associates & Joint Ventures	3A	534.20	514.52	434.86
Financial Assets				
Investments	3B	8,092.91	7,297.55	6,471.34
Loans	4	672.44	945.57	964.26
Other Financial Assets	5	2,611.59	3,063.67	13.64
Other Non Current Assets	6	4.89	136.10	197.28
		45,988.02	41,606.68	35,267.09
CURRENT ASSETS				
Inventories	7	51,563.95	56,326.57	65,200.72
Financial Assets				
Trade Receivables	8	10,438.13	39,016.24	40,530.53
Cash and Cash equivalents	9	17,878.46	4,871.75	642.77
Other Bank Balances	10	1,48,808.35	63,599.98	6,824.53
Loans	11	88.17	46.27	52.32
Other Financial Assets	12	19,979.98	19,273.43	41,839.43
Current Tax Assets	13	1,039.05	1,611.22	543.90
Other current Assets	14	36,882.50	30,840.00	36,474.03
		2,86,678.59	2,15,585.46	1,92,108.23
Non-current Assets held for Disposal	15	4,065.02	4,065.02	4,065.02
TOTAL ASSETS		3,36,731.63	2,61,257.16	2,31,440.34
EQUITY AND LIABILITIES				
EQUITY				
Equity Share Capital	16	64,707.20	64,707.20	64,707.20
Other Equity	17	(82,205.57)	(1,13,899.35)	(2,11,980.80)
		(17,498.37)	(49,192.15)	(1,47,273.60)

CONSOLIDATED BALANCE SHEET AS AT 31ST MARCH 2021

Particulars	Note No.	As at 31.03.2021	As at 31.03.2020	As at the beginning of 01.04.2019
LIABILITIES				
NON CURRENT LIABILITIES				
Financial Liabilities				
Borrowings	18	1,530.00	90,564.38	1,79,598.75
Other Financial Liabilities	19	2,900.11	38.14	0.00
Provisions	20	18,966.41	19,231.83	17,326.61
Other Non Current Liabilities	21	628.45	692.14	755.82
		24,024.97	1,10,526.49	1,97,681.18
CURRENT LIABILITIES				
Financial Liabilities				
Borrowings	22	0.00	2,469.95	47,793.18
Trade Payables	23			
(i) Due to Micro, Small and Medium Enterprises		99.70	117.92	173.65
(ii) Due to Others		37,344.75	21,023.29	41,723.22
Other Financial Liabilities	24	2,82,280.17	1,71,301.53	86,636.6
Other Current Liabilities	25	4,812.48	2,840.24	2,925.97
Provisions	26	5,667.93	2,169.89	1,780.14
		3,30,205.03	1,99,922.82	1,81,032.76
TOTAL EQUITY AND LIABILITIES		3,36,731.63	2,61,257.16	2,31,440.34

Statement of Significant Accounting Policies
 Explanatory Information on Financial Statements

A
 37-61

In terms of our Report Attached

For K. Venkatachalam Aiyer and Co

Chartered Accountants

Firm Registration No. 004610S

For and on behalf of the Board of Directors

Sd/-

P.S Harikrishnan

Partner

Membership No.207560

Sd/-

S Sakthimani

Director (Finance) & Chief Financial Officer

DIN 07482308

Sd/-

Kishor Rungta

Chairman & Managing Director

DIN 00231106

Sd/-

K V Balakrishnan Nair

Company Secretary & Executive Director (Finance)

Place: Kochi

Date: 18.06.2021

CONSOLIDATED STATEMENT OF PROFIT AND LOSS FOR THE YEAR ENDED 31ST MARCH 2021
Consolidated Statement of Profit and Loss for the year ended 31st March 2021

₹ In Lakh

Particulars	Note No.	Year ended 31.03.2021	Year ended 31.03.2020
I Revenue from Operations	27	3,25,882.19	2,76,991.22
II Other Income	28	6,758.99	3,163.16
III Total Income (I+II)		3,32,641.18	2,80,154.38
IV Expenses			
Cost of Materials Consumed	29	1,39,048.11	1,52,366.98
Purchase of Stock in Trade	30	34,091.36	7,213.52
Changes in Inventories of Finished Goods			
Stock-in-Trade and Work-in-Progress	31	9,672.26	859.60
Employee Benefit Expenses	32	22,922.17	23,302.18
Finance Cost	33	24,526.29	28,934.35
Depreciation and Amortization Expenses / Impairment	1,2	2,269.06	1,801.66
Other Expenses	34	64,913.86	65,342.38
Total Expenses (IV)		2,97,443.11	2,79,820.67
V Profit / (Loss) before exceptional items and tax (III - IV)		35,198.07	333.71
VI Exceptional Items (Income /(Expenses))	35	0.00	97,216.52
VII Profit / (Loss) before Tax (V+VI)		35,198.07	97,550.23
VIII Tax Expenses		0.00	0.00
IX Profit / (Loss) for the Year (VII-VIII)		35,198.07	97,550.23
X Other Comprehensive Income			
(i) Items that will not be reclassified to Profit or loss		815.04	905.88
(ii) Remeasurement of defined benefit plan	17	(4,317.63)	(372.78)
(iii) Income Tax relating to items that will not be reclassified to Profit or Loss		0.00	0.00
Other Comprehensive income for the year (X)		(3,502.59)	533.10
XI Total Comprehensive Income for the year (IX+X)		31,695.48	98,083.33
XII Earnings per Equity Share			
Basic/Diluted per Equity Share (₹)	36	5.44	15.08

Statement of Significant Accounting Policies
Explanatory Information on Financial Statements

A
37-61

In terms of our Report Attached
For K. Venkatachalam Aiyer and Co
Chartered Accountants
Firm Registration No. 004610S

For and on behalf of the Board of Directors

Sd/-
P.S Hari Krishnan
Partner
Membership No.207560

Sd/-
S Sakthimani
Director (Finance) & Chief Financial Officer
DIN 07482308

Sd/-
Kishor Rungta
Chairman & Managing Director
DIN 00231106

Place: Kochi
Date: 18.06.2021

Sd/-
K V Balakrishnan Nair
Company Secretary & Executive Director (Finance)

CONSOLIDATED CASH FLOW STATEMENT FOR THE YEAR ENDED 31ST MARCH 2021
Consolidated Cash Flows Statement for the year ended 31st March 2021

₹ In Lakh

Particulars	Year ended 31.03.2021	Year ended 31.03.2020
(A) Cash flow From Operating Activities		
Net Profit / (Loss) before Tax	35,198.07	97,550.23
Adjustments for:		
Depreciation / Impairment loss on Assets	2,269.06	1,801.66
Exceptional items	0.00	(97,216.52)
(Profit) / Loss on Sale of Asset	(2.12)	12.68
Interest Income	(5,843.04)	(1,363.97)
Dividend Income	(31.82)	(26.70)
Interest and Finance Charges	24,526.29	28,934.35
Provision for Bad / Doubtful Debts	349.14	131.65
Provision for Bad / Doubtful Advances	183.32	21.44
Provision for Obsolescence	68.62	(61.96)
Amount written off- Deferred Government Grants	(1.70)	(1.88)
Expenditure towards Corporate Social Responsibility	12.12	2.40
Change in Provision	(1,085.01)	1,922.19
Adjustment for Non cash items	(306.19)	0.00
Operating Profit before Working Capital Changes	55,336.74	31,705.57
Adjustment for :		
Inventories	4,694.00	8,936.11
Trade Receivables	28,228.97	1,382.64
Loans	231.23	24.74
Other Current Assets	(6,225.82)	5,612.59
Other Non Current Assets	131.21	61.18
Other Financial Assets	2,893.77	23,507.05
Trade Payables	16,303.24	(20,755.66)
Other liabilities	184.43	(27,970.16)
	46,441.03	(9,201.51)
Cash Generated from Operations	101,777.77	22,504.06
Direct Tax Paid/ (Refund received)	572.17	(1,067.32)
Paid for Corporate Social Responsibility	(12.12)	(2.40)
Net Cash from Operating Activities	102,337.82	21,434.34

CONSOLIDATED CASH FLOW STATEMENT FOR THE YEAR ENDED 31ST MARCH 2021
Consolidated Cash flows statement for the year ended 31st March 2021

₹ In Lakh

Particulars	Year ended 31.03.2021	Year ended 31.03.2020
(B) Cash Flow from Investing Activities		
Acquisition of Property, plant and equipment/CWIP	(3,198.84)	(4,405.22)
Proceeds from the sale of Property, plant and equipment	4.63	97,343.91
Acquisition of intangible assets	(42.65)	0.00
(Investment in)/Withdrawal of Bank deposits	(84,756.29)	(59,825.48)
Interest Received	2,242.72	422.92
Dividend Received	31.82	26.70
Net Cash from investing Activities	(85,718.61)	33,562.83
(C) Cash Flow from Financing Activities		
Net Proceeds /(Repayment) of Working capital facilities and short term loans	(2,979.96)	(45,833.22)
Interest Paid	(632.54)	(4,934.97)
Net Cash from Financing Activities	(3,612.50)	(50,768.19)
Net increase in Cash and Cash Equivalent (A+B+C)	13,006.71	4,228.98
Cash and Cash Equivalent as at 1st April (Opening Balance)	4,871.75	642.77
Cash and Cash Equivalent as at 31st March (Closing Balance)	17,878.46	4,871.75
Closing Cash and Cash Equivalents		
Represented By :		
Cash on hand	4.87	4.34
Balances with banks	3,302.15	1,796.27
Cheques, drafts on hand	0.00	0.00
Deposit with Bank (less than 3 month maturity)	14,571.44	3,071.14
Total	17,878.46	4,871.75

In terms of our Report Attached

For K. Venkatachalam Aiyer and Co

Chartered Accountants

Firm Registration No. 004610S

Sd/-

P.S Harikrishnan

Partner

Membership No.207560

Place: Kochi

Date: 18.06.2021

Sd/-

S Sakthimani

Director(Finance) & Chief Financial Officer

DIN 07482308

Sd/-

K V Balakrishnan Nair

Company Secretary & Executive Director (Finance)

For and on behalf of the Board of Directors

Sd/-

Kishor Rungta

Chairman & Managing Director

DIN 00231106

CONSOLIDATED STATEMENT OF CHANGES IN EQUITY
Consolidated Statement of changes in equity
A. Equity share capital

₹ In Lakh

Particulars	2020-21			2019-20		
	Opening balance as at 1st Apr 2020	Changes in equity share capital during the year	Closing balance as at 31st Mar 2021	Opening balance as at 1st Apr 2019	Changes in equity share capital during the year	Closing balance as at 31st Mar 2020
Equity shares of ₹10 each	64,707.20	Nil	64,707.20	64,707.20	Nil	64,707.20
Total	64,707.20		64,707.20	64,707.20		64,707.20

B. Other Equity

₹ In Lakh

Particulars	Reserves and Surplus			Equity Instrument Through Other Comprehensive Income	Total
	Capital Reserve	Retained Earnings	Government Grant		
Balance as on 01.04.2020	2.64	(121,401.85)	54.35	7,445.51	(113,899.35)
Changes in Accounting Policy or prior period errors		-			-
Restated Balance at the beginning of the reporting period	2.64	(121,401.85)	54.35	7,445.51	(113,899.35)
Profit for the year		35,198.07			35,198.07
Other Comprehensive Income for the year (Net of Taxes; if any)		(4,317.63)		815.04	(3,502.59)
Total Comprehensive Income for the year		30,880.44		815.04	31,695.48
Transfers(if any)			(1.70)		(1.70)
Balance as on 31.03.2021	2.64	(90,521.41)	52.65	8,260.55	(82,205.57)

CONSOLIDATED STATEMENT OF CHANGES IN EQUITY

₹ In Lakh

Particulars	Reserves and Surplus			Equity Instrument Through Other Comprehensive Income	Total
	Capital Reseve	Retained Earnings	Government Grant		
Balance as on 01.04.2019	2.64	(218,532.40)	56.23	6,539.63	(211,933.90)
Changes in Accounting Policy or prior period errors		(46.90)			(46.90)
Restated Balance at the beginning of the reporting period	2.64	(218,579.30)	56.23	6,539.63	(211,980.80)
Profit for the year		97,550.23			97,550.23
Other Comprehensive Income for the year (Net of Taxes; if any)		(372.78)		905.88	533.10
Total Comprehensive Income for the year		97,177.45		905.88	98,083.34
Transfers(if any)			(1.89)		(1.89)
Balance as on 31.03.2020	2.64	(121,401.85)	54.35	7,445.51	(113,899.35)

In terms of our Report Attached

For K. Venkatachalam Aiyer and Co

Chartered Accountants

Firm Registration No. 004610S

For and on behalf of the Board of Directors

Sd/-

P.S Harikrishnan

Partner

Membership No.207560

Sd/-

S Sakthimani

Director (Finance) & Chief Financial Officer

DIN 07482308

Sd/-

Kishor Rungta

Chairman & Managing Director

DIN 00231106

Sd/-

K V Balakrishnan Nair

Company Secretary & Executive Director (Finance)

Place: Kochi

Date: 18.06.2021

Statement of Significant Accounting Policies forming part of Consolidated Financial Statements for the Year ended 31st March 2021

Corporate Information

The Company is a Public Limited company domiciled in India and is incorporated under provisions of the Companies Act applicable in India. The registered office of the Company is located at Eloor, Udyogamandal, Ernakulam 683501, Kerala. The shares of the company are listed in National Stock Exchange of India Limited.

Basis for preparation of financial statements

The Consolidated financial statements of the Company have been prepared in accordance with accounting standards prescribed under Section 133 of the Companies Act, 2013 (the Act), Companies (Indian Accounting Standards) Rules, 2015 as amended by Companies (Indian Accounting Standards)(Amendment) Rules, 2016 and other relevant provisions of the Act.

The Consolidated financial statements have been prepared under the historical cost and on accrual basis, except for the following: -

- Certain financial assets and liabilities measured at fair value
- Certain provisions recognized using actuarial valuation techniques
- Non-current assets classified as “*held for sale*” are measured at the lower of their carrying amount and fair value less cost to sell.
- Defined benefit plans – plan assets measured at fair value

The Consolidated financial statements are presented in Indian Rupees (₹) and all values are rounded to the nearest lakh (₹ 00,000), except when otherwise indicated.

The consolidated financial statements relate to the Company [The Fertilisers and Chemicals Travancore Ltd.] and Jointly Controlled Entities FACT RCF Building Products Ltd. (FRBL) and Kerala Enviro Infrastructure Ltd (KEIL)

The accounting policies have been consistently applied by the Company and its Jointly Controlled Entities and are consistent with those used to prepare the opening balance sheet as at the transition date.

The financial statements of the Jointly Controlled Entities used in the consolidation are drawn up to the same reporting date as of the Company i.e. for the year ended 31st March 2021.

2.1 Use of Estimate

The preparation of financial statements in conformity with Ind AS requires management to make estimates, judgments and assumptions. These estimates and judgments affect the application of accounting policies and the reported amount of assets and liabilities, the disclosure of contingent assets and contingent liabilities at the date of financial statements and the reported amount of revenue and expenses during the period. Application of accounting policies that require critical accounting estimates involving judgments have been disclosed in note (3). Accounting estimates could change from period to period. Actual results could differ from those estimates. Appropriate changes in estimates are made as management becomes aware of change in circumstances surrounding the estimates. Changes in estimates are reflected in the financial statements in the period in which changes are made and if material, their effects are disclosed in the notes to the financial statements.

2.2 Current versus non-current classification

Any asset or liability is classified as current if it satisfies any of the following conditions:

- i) the asset/liability is expected to be realized/settled in the Company's normal operating cycle;
- ii) the asset is intended for sale or consumption;

NOTES FORMING PART OF THE CONSOLIDATED FINANCIAL STATEMENTS

- iii) the asset/liability is held primarily for the purpose of trading;
- iv) the asset/liability is expected to be realized/settled within twelve months after the reporting period;
- v) the asset is cash or cash equivalent unless it is restricted from being exchanged or used to settle a liability for at least twelve months after the reporting date;
- vi) in the case of a liability, the Company does not have an unconditional right to defer settlement of the liability for at least twelve months after the reporting date.

All other assets and liabilities are classified as non-current.

For the purpose of current/non-current classification of assets and liabilities, the Company has ascertained its normal operating cycle as twelve months. This is based on the nature of services and the time between the acquisition of assets or inventories for processing and their realization in cash and cash equivalents.

Principles of Consolidation:

The financial statements of Jointly Controlled Entities and Associates are combined by applying Equity method in accordance with IND AS 28 -“Investment in Associates and Joint Ventures”.

The Consolidated Financial Statements are prepared using uniform accounting policies for like transactions and other events in similar circumstances and are presented to the extent possible, in the same manner as the Company's separate Financial Statements. Differences in accounting policies followed by joint venture and Associate entity consolidated have been reviewed and no adjustments have been made, since the impact of these differences is not material.

The following Jointly Controlled Entities and Associates are considered in the consolidated financial statements:

Name of the Company	Country of Incorporation	Proportion of Ownership Interest as on 31.03.2021	Date of the entity becoming Joint Venture
FACT – RCF Building Products Ltd.	India	50.00%	02 May 2008
Kerala Enviro Infrastructure Ltd	India	21.75%	26 Feb 2013

• Significant Accounting Policies

i) Property Plant and Equipment

- a) All Property, Plant and Equipment are stated at acquisition cost less accumulated depreciation / amortization and cumulative impairment. Subsequent costs are included in the asset's carrying amount or recognised as a separate asset, as appropriate, only when it is probable that future economic benefits associated with the item will flow to the Company and the cost of the item can be measured reliably. The carrying amount of any component accounted for as a separate asset is derecognized when replaced.
- b) All repairs and maintenance are charged to the Statement of Profit and Loss during the period in which they are incurred. Gains or losses arising on retirement or disposal of property, plant and equipment are recognised in the Statement of Profit and Loss.
- c) Land purchased/acquired and under the possession of the company are treated as free hold land.
- d) Technical know-how / license fee relating to plant / facilities are capitalized as part of cost of the underlying asset
- e) Income approach is adopted for accounting Government grants related to depreciable Property, Plant and Equipment. Grants utilized for acquisition of depreciable Property, Plant and Equipment are treated as Deferred Government Grants and the same is recognized in the Statement of Profit and Loss on a systematic

NOTES FORMING PART OF THE CONSOLIDATED FINANCIAL STATEMENTS

and rational basis over the useful life of the assets.

- f) Spares costing (Unit value of ₹ 10 lakh and above), and other components which are required to be replaced at intervals, meeting the recognition criteria have been classified as Plant and equipment and are depreciated separately based on their specific useful lives.
- g) The present value of the expected cost for the decommissioning of an asset after its use is included in the cost of the respective asset if the recognition criteria for a provision are met.
- h) Revenue expenses exclusively attributable to projects incurred during construction period are capitalized. However, such expenses in respect of capital facilities being executed along with production / operation simultaneously are charged to revenue.

Financing cost incurred during construction period on loans specifically borrowed and utilized for projects is capitalized upto the date of capitalization.

Financing cost, if any, incurred on general borrowings used for projects is capitalized at the weighted average cost. The amount of such borrowings is determined after setting off the amount of internal accruals, if any.

Depreciation

Depreciation is charged on Property, plant and equipment based on the useful life of assets, prescribed under the Schedule II of the Companies Act 2013. The Company has adopted Straight Line method of depreciation for all the categories of assets, acquired on or after 01st April 2014.

Effective from 1st April, 2014, the Company has reassessed the useful life of its existing Property, plant and equipment (considering component approach wherever necessary) and has charged depreciation over the remaining useful lives, after retaining residual value, in accordance with the transitional provisions contained in the Schedule II of the Companies Act 2013.

Residual value of 5% has been retained for all the Property, plant and equipment, which is in line with the provisions of the Schedule II.

Depreciation is charged @ 100% on the assets with acquisition value of less than ₹ 5,000/-, the value being immaterial, considering the size and nature of the business of the Company.

Impairment

An asset is treated as impaired when the carrying amount of assets exceeds its recoverable value. Impairment loss is charged to the Statement of Profit and Loss in the year in which an asset is identified as impaired. When the recoverable amount of previously impaired assets exceeds its carrying amount, the value of asset is reinstated by reversing the impairment loss considered in prior years limited to lower of its recoverable value or carrying amount at the depreciated historical cost.

Capital Stores

Capital stores are valued at cost. Specific provision is made for likely diminution in value, wherever required.

Exemption Availed Under Ind AS 101

On transition to Ind AS, Company has elected to continue with the carrying value of all its property plant and equipment existing as at 1st April 2016, measured as per previous GAAP (Indian GAAP) and used that carrying value as the deemed cost of the property plant and equipment.

ii) Capital Work In Progress

Projects under which Property, Plant and Equipment are not yet ready for their intended use are carried at cost, comprising direct cost, related incidental expenses and attributable interest.

iii) Investment Property

Investment properties are properties that are held to earn rentals and /or for capital appreciation (including property under construction for such purposes) and not occupied by the Company for its own use.

Investment properties are measured initially at cost, including transaction costs and net of recoverable taxes. The cost includes the cost of replacing parts and borrowing costs if recognition criteria are met. When significant parts of the investment property are required to be replaced at intervals, the Company depreciates them separately based on their specific useful lives. All other repair and maintenance costs are recognized in profit or loss as incurred.

Subsequent to initial recognition, investment properties are stated at cost less accumulated depreciation and accumulated impairment loss, if any.

Depreciation on Investment property, wherever applicable, is provided on straight line basis as per useful lives prescribed in Schedule II to Companies Act, 2013.

Investment properties are de-recognized either when they have been disposed off or when they are being occupied by the Company for its own use or when they are permanently withdrawn from use and no future economic benefit is expected from their disposal. The difference between the net disposal proceeds and the carrying amount of the asset is recognised in profit or loss in the period of derecognition.

Exemption availed under Ind AS 101 :- On transition to Ind AS, the Company has elected to continue with the carrying value of its Investment Property existing as at 1st April 2016, measured as per previous GAAP (Indian GAAP) and used that carrying value as the deemed cost of the same.

iv) Intangible Assets

Technical know-how / license fee relating to production process and process design are recognized as intangible assets and amortised on a straight line method over a period of 5 years or life of the underlying plant / facility whichever is earlier.

Expenditure incurred on Research and Development, other than capital account is charged to revenue.

Costs incurred on computer software purchased/developed resulting in future economic benefits, are capitalized as intangible assets and amortized over a period of 5 years

Exemption Availed Under Ind AS 101

For transition to Ind AS, the Company has elected to continue with the carrying value of all of its intangible assets existing as on 1st April 2016 measured as per the previous GAAP (Indian GAAP) and use that value as its deemed cost as of the transition date.

The Company has no intangible assets with infinite useful lives.

v) Inventory Valuation

Raw materials and stores and spares are valued at or below cost. Cost being ascertained on moving weighted average method. In cases where there has been a decline in the price of imported and indigenous raw material and it is estimated the cost of finished product will exceed the net realizable value, the materials are written down to net realizable value.

Materials in process are not valued.

Finished/Trading products are valued at lower of cost or net realizable value in the aggregate, product-wise. Intermediate products are valued at lower of cost or net realizable value derived from finished products and saleable by-product at realizable value. Cost of Finished / semi-finished / intermediate products are determined based on annual average cost excluding interest and head office and administrative overheads. Cost of finished goods in warehouse includes freight and handling charges.

Materials in transit / under inspection are valued at cost.

NOTES FORMING PART OF THE CONSOLIDATED FINANCIAL STATEMENTS

Gypsum Valuation

The entire quantity of saleable gypsum is valued at the lowest slab of the approved price for the next financial year reduced by the anticipated loading charges and moisture discount or average of the actual price realized during the year, whichever is lower. For assessing the closing stock of gypsum, the saleable quantity is assessed on the basis of technical study as on 30.09.2018 and the yearend stock has been derived by considering production, consumption, despatch and sales, till the year end.

vi) Commitments

Capital Commitments

Estimated amount of contracts remaining to be executed on capital accounts, above ₹ 5 lakhs in each case, are considered for disclosure.

Other Commitments

Disclosure is considered in respect of those non-cancellable contractual commitments (i.e. cancellation of which will result in a penalty disproportionate to the benefits involved) based on the professional judgement of the management which are material and relevant.

vii) Borrowing Cost

Borrowing Costs that are specifically identified to the acquisition or construction of qualifying assets are capitalised as part of such asset. A qualifying asset is one that necessarily takes substantial period of time to get ready for intended use. All other borrowing costs are charged to Statement of Profit and Loss.

viii) Investments

All equity investments in scope of Ind- AS 109 are measured at fair value. Equity instruments which are held for trading are classified as at Fair Value through Profit and Loss (FVTPL). For all other equity instruments, the Company may decide to classify the same as at Fair Value through Other Comprehensive Income (FVTOCI). The Company makes such election on an instrument-by-instrument basis upon on initial recognition and same is irrevocable. Company is not holding any equity instrument for trading.

Upon classification of equity instruments as at FVTOCI, all fair value changes on the instrument, excluding dividends, are recognized in the OCI. There is no recycling of the amounts from OCI to Statement of Profit and Loss, even on sale of investments. The Company may transfer the cumulative gain or loss within equity.

ix) Revenue Recognition

The revenue is recognised as and when control of goods or services is transferred to the customer at the amount which the Company expects to be entitled to. The Company adopted the 'Input method' as per Ind AS 115 for recognition of revenue.

Subsidy is recognised on sale of fertilisers to dealers. Freight subsidy is recognised on receipt of fertilisers at respective districts. Recoveries made are withdrawn from the claim on the basis of settlement as per the policies in force. Any differential subsidy due to change in rate of subsidy shall be recognised considering its recoverability.

Other income is recognized on an accrual basis.

Dividend income is recognized when right to receive dividend is established.

Interest income is recognized when no significant uncertainty as to its realization exists.

Scrap, salvaged / waste materials and sweepings are accounted for on realization.

Claims on underwriters, carriers and on Customs and Central Excise, Goods and Services Tax Departments are taken into account on acceptance.

Insurance and other miscellaneous claims are recognized on receipt/ acceptance of claim. Contractual pass through incentives, benefits, etc. are recognized on receipt basis.

x) Leases

The determination of whether an arrangement is (or contains) a lease is based on the substance of the arrangement at the inception of the contract lease. The arrangement is, or contains, a lease if fulfilment of the arrangement is dependent on the use of a specific asset or assets and the arrangement conveys a right to use the asset or assets, even if that right is not explicitly specified in an arrangement.

Company as a lessee

At the commencement date, Company recognizes a right-of-use asset at cost and a lease liability at present value of the lease payments that are not paid at commencement date. To assess whether a contract conveys the right to control the use of an identified asset, the Company assesses whether: (i) the contract involves the use of an identified asset (ii) the Company has right to obtain substantially all of the economic benefits from use of the asset throughout the period of the lease and (iii) the Company has the right to direct the use of the asset.

The right-of-use assets are initially recognized at cost, which comprises the initial amount of the lease liability (at present value) adjusted for any lease payments made at or prior to the commencement date of the lease plus any initial direct costs less any lease incentives (at present value) except for leases with a term of twelve months or less (short-term leases) and low value leases. For these short-term and low value leases, the Company recognizes the lease payments as an operating expense. Lease of items such as IT Assets (tablets, personal computers, mobiles, POS machines etc.), small items of office furniture etc. are treated as low value.

The lease liability is initially measured at amortized cost at the present value of the future lease payments.

The lease payments are discounted using the Company's incremental borrowing rate computed on periodic basis based on lease term. Lease liabilities are re-measured with a corresponding adjustment to the related right-of-use asset if the Company changes its assessment, whether it will exercise an extension or a termination option.

Right-of-use assets are depreciated over the lease term on systematic basis and Interest on lease liability is charged to Statement of Profit and Loss as Finance cost.

Company as a lessor

Leases in which the Company does not transfer substantially all the risks and rewards of ownership of an asset are classified as operating leases. Rental income from operating lease is recognised as revenues as per lease terms since such rentals are structured to increase in line with expected general inflation. Initial direct costs incurred in negotiating and arranging an operating lease are added to the carrying amount of the leased asset and recognised over the lease term on the same basis as rental income. Contingent rents are recognised as revenue in the period in which they are earned.

Leases are classified as finance leases when substantially all of the risks and rewards of ownership transfer from the Company to the lessee. Amounts due from lessees under finance leases are recorded as receivables at the Company's net investment in the leases.

Finance lease income is allocated to accounting periods so as to reflect a constant periodic rate of return on the net investment outstanding in respect of the lease.

xi) Foreign Currency Transactions:

Receivables and payables in foreign currency as on the reporting date including forward exchange contracts are restated at the rate prevailing at that date.

The premium in respect of forward exchange contracts is recognized in the year of contracts.

Variations arising on account of fluctuations in foreign exchange rates are treated as revenue (gain/loss (-)).

xii) Employee Benefits

Short Term Employee Benefits

The undiscounted amount of short term employee benefits expected to be paid in exchange for the services rendered by employee are recognized as an expense during the period when the employees render the services.

Post - Employment Benefits

Defined Contribution Benefits

Contributory Superannuation Scheme with an annual contribution of ' 100 by the Company, aimed to provide superannuation benefits to the employees, has been treated as Defined contribution Plan.

Defined Benefit Plans

The company's contribution to the Provident Fund is remitted to separate trust established for this purposes based on a fixed percentage of the eligible employees salary and charged to Statement of Profit and Loss. Shortfall, if any, in the fund assets based on the Government specified minimum rate of return will be made good by the company and charged to Statement of Profit and Loss. As a matter of prudence Company provides for certain expenses of the fund such as audit fees & expenses, bank charges etc.

The company operates defined benefit plan for gratuity and leave encashment. The cost of providing such defined benefits is determined using the projected unit credit method of actuarial valuation made at the end of the year and the gratuity fund in respect of regular employees is administered through a fund maintained by insurance company.

Re-measurements, comprising actuarial gains and losses, the effect of the changes to the asset ceiling (if applicable) and the return on plan assets (excluding net interest), is reflected immediately in the balance sheet with a charge or credit recognized in other comprehensive income in the period in which they occur. Re-measurements recognized in other comprehensive income is reflected immediately in retained earnings and is not reclassified to profit or loss. Past service cost is recognized in profit or loss in the period of a plan amendment. Net interest is calculated by applying the discount rate at the beginning of the period to the net defined benefit liability or asset. Defined benefit costs are categorized as follows:

- i) service cost (including current service cost, past service cost, as well as gains and losses on curtailments and settlements);
- ii) net interest expenses or income; and re-measurements

The Company presents the first two components of defined benefit costs in the Statement of profit and loss in the line item 'Employee benefits expense'.

xiii) Grants

Government grants in the nature of promoters' contribution are credited to Capital reserve and treated as part of Shareholders funds.

In case of depreciable assets, the cost of the asset is shown at gross value and grant thereon is treated as Capital Grants which are recognized as income in the statement of Profit and Loss over the period and in the proportion in which depreciation is charged.

Revenue grants relating to revenue expenses are deducted from the respective expenses.

In respect of revenue grants released by Government, the treatments in the accounts are considered as per the respective schemes notified by the Government. Other revenue grants relating to revenue expenses are considered as income and credited to statement of Profit and Loss.

xiv) Taxes

Provision for current tax is made in accordance with the provisions of the Income Tax Act, 1961.

NOTES FORMING PART OF THE CONSOLIDATED FINANCIAL STATEMENTS

Deferred tax is recognized using the Balance sheet approach. Deferred income tax assets and liabilities are recognized for deductible and taxable temporary differences arising between the tax base of assets and liabilities and their carrying amount in financial statements.

Deferred tax assets is recognized for the carry forward of unused tax losses and unused tax credits to the extent it is probable that the future taxable profit will be available against which the unused tax losses and unused tax credits can be utilized, subject to management judgment. The company reassess un-recognized deferred tax assets at the end of each reporting period.

xv) Goods and Services Tax

Goods and Service Tax credit on eligible materials and services is recognised on receipt of such materials and services.

xvi) Segment Reporting

Operating segments are reported in a manner consistent with the internal reporting provided to the Chief Operating Decision Maker (CODM) Ref Note No 44

Revenue and expenses have been identified to segments on the basis of their relationship to the operating activities of the segment. Revenue and expenses which relate to the enterprise as a whole and are not allocable to segments on a reasonable basis have been included under un-allocable corporate expenses.

Investments, advance towards investments and other advances, which are not allocable to segments, are excluded from segment capital employed.

xvii) Contract Operations

In contract operations revenue is recognized on percentage of completion method. The stage of completion is ascertained on the basis of physical evaluation of respective contract activity on the reporting date. Foreseeable losses on contract activities are recognized fully irrespective of the progress of work. The amount of estimated liquidated damages is reduced from revenue.

In the case of Total responsibility jobs/Deposit work/Cost plus contracts, contract revenue is determined by adding the aggregate cost plus fixed percentage fees thereon as agreed with the Customer.

xviii) Errors and Omissions of earlier period

Errors and omissions in individual items of Income and Expenditure relating to a earlier periods, exceeding ₹ 5 Lakh is accounted in the respective period, if possible, or adjusted against opening retained earnings.

xix) Research and Development Expenses

Research and development expenses (other than cost of Property, plant and equipment acquired) are charged as an expense in the Statement of Profit And Loss in the year in which they are incurred.

xx) Provisions, Contingent Liabilities and Contingent Assets

Provision is recognised in the accounts when there is a present obligation as a result of past events and it is probable that an outflow of resources will be required to settle the obligation and a reliable estimate can be made. These estimates are reviewed at each reporting date and adjusted to reflect the current best estimates.

Contingent liabilities are disclosed unless the possibility of outflow of resources is remote. Show Cause notices issued by various Government Authorities are not considered as Obligation. When the demand notices are raised against such show cause notices and are disputed by the company, these are classified as disputed obligations.

The treatment in respect of disputed obligations, in each case, is as under:

- i) a provision is recognized in respect of present obligations where the outflow of resources is probable

NOTES FORMING PART OF THE CONSOLIDATED FINANCIAL STATEMENTS

ii) all other cases are disclosed as contingent liabilities unless the Possibility of outflow of resources is remote. Contingent assets are not recognized in the financial statements, however where the inflow of economic benefits are probable as at the end of the reporting period, a brief description of the nature of the contingent assets along with its estimated financial effect is disclosed in the financial statements.

xxi) Non-current assets held for sale

Non-current assets, or disposal groups comprising assets and liabilities are classified as held for sale if it is highly probable that they will be recovered primarily through sale rather than through continuing use. Such assets, or disposal groups, are generally measured at the lower of their carrying amount and fair value less costs to sell. Any resultant loss on a disposal group is allocated first to goodwill, and then to remaining assets and liabilities on pro rata basis, except that no loss is allocated to inventories, financial assets, deferred tax assets, employee benefit assets, and biological assets, which continue to be measured in accordance with the Group's other accounting policies. Losses on initial classification as held for sale and subsequent gains and losses on re-measurement are recognized in profit or loss. Once classified as held-for-sale, intangible assets, property, plant and equipment and investment properties are no longer amortized or depreciated.

xii) Financial Instruments

Financial Assets Classification

The Company classifies its financial assets in the following measurement categories: those to be measured subsequently at fair value (either through other comprehensive income, or through profit and loss), and those measured at amortised cost.

The classification depends on the entity's business model for managing the financial assets and the contractual terms of the cash flows.

For assets measured at fair value, gains and losses arising from fair valuation will either be recorded in profit or loss or other comprehensive income. For investments in debt instruments, this will depend on the business model in which the investment is held. For investments in equity instruments, this will depend on whether the Company has made an irrevocable election at the time of initial recognition to account for the equity investment at fair value through other comprehensive income.

Measurement

Initial recognition

The Company measures a financial asset at its fair value and, in the case of a financial asset not at fair value through profit or loss, at fair value including transaction costs that are directly attributable to the acquisition of the financial asset. Transaction costs of financial assets carried at fair value through profit or loss are recognized in profit and loss.

Subsequent Measurement

Subsequent measurement of financial assets depends on the Company's business model for managing the asset and the cash flow characteristics of the asset. There are three measurement categories into which the Company classifies its financial assets:

Amortized Cost

Assets that are held for collection of contractual cash flows where those cash flows represent solely payments of principal and interest are measured at amortised cost.

Fair value through other comprehensive income (FVOCI)

Assets that are held for collection of contractual cash flows and for selling the financial assets, where the assets' cash flows represent solely payments of principal and interest, are measured at fair value through other comprehensive income (FVOCI). Movements in the carrying amount are taken through OCI, except for the

NOTES FORMING PART OF THE CONSOLIDATED FINANCIAL STATEMENTS

recognition of impairment gains or losses, interest revenue and foreign exchange gains and losses which are recognised in profit and loss. When the financial asset is derecognised, the cumulative gain or loss previously recognised in OCI is reclassified from equity to profit or loss and recognised in other income.

Fair value through Profit and Loss(FVTPL)

Assets that do not meet the criteria for amortised cost or FVOCI are measured at fair value through profit and loss.

Investments in Joint Venture

The results and assets and liabilities of associates or joint ventures are incorporated in the consolidated financial statements using the equity method of accounting, except when the investment, or a portion thereof, is classified as held for sale, in which case it is accounted for in accordance with IND AS 105.

An associate is an entity over which the Company has significant influence. Significant influence is the power to participate in the financial and operating policy decisions of the investee, but is not in control or joint control over those policies.

A joint venture is a type of joint arrangement whereby the parties that have joint control of the arrangement have rights to the net assets of the joint venture. Joint control is the contractually agreed sharing of control of an arrangement, which exists only when decisions about the relevant activities require unanimous consent of the parties sharing control.

The considerations made in determining whether significant influence or joint control are similar to those necessary to determine control over the subsidiaries.

The Company's investments in its associate and joint venture are accounted for using the equity method. Under the equity method, the investment in an associate or a joint venture is initially recognised at cost. The carrying amount of the investment is adjusted to recognise changes in the Group's share of net assets of the associate or joint venture since the acquisition date. Goodwill relating to the associate or joint venture is included in the carrying amount of the investment and is not tested for impairment individually.

The statement of profit and loss reflects the Company's share of the results of operations of the associate or joint venture. Any change in OCI of those investees is presented as part of the Company's OCI. In addition, when there has been a change recognised directly in the equity of the associate or joint venture, the Company recognises its share of any changes, when applicable, in the statement of changes in equity. Unrealised gains and losses resulting from transactions between the Company and the associate or joint venture are eliminated to the extent of the interest in the associate or joint venture.

If an entity's share of losses of an associate or a joint venture equals or exceeds its interest in the associate or joint venture (which includes any long term interest that, in substance, form part of the Company's net investment in the associate or joint venture), the entity discontinues recognising its share of further losses. Additional losses are recognised only to the extent that the Company has incurred legal or constructive obligations or made payments on behalf of the associate or joint venture. If the associate or joint venture subsequently reports profits, the entity resumes recognising its share of those profits only after its share of the profits equals the share of losses not recognised.

The aggregate of the Company's share of profit or loss of an associate and a joint venture is shown on the face of the statement of profit and loss.

The financial statements of the associate or joint venture are prepared for the same reporting period as the Company. When necessary, adjustments are made to bring the accounting policies in line with those of the Company.

After application of the equity method, the Company determines whether it is necessary to recognise an impairment loss on its investment in its associate or joint venture. At each reporting date, the Company determines whether

NOTES FORMING PART OF THE CONSOLIDATED FINANCIAL STATEMENTS

there is objective evidence that the investment in the associate or joint venture is impaired. If there is such evidence, the Company calculates the amount of impairment as the difference between the recoverable amount of the associate or joint venture and its carrying value, and then recognises the loss as 'Share of profit of an associate and a joint venture' in the statement of profit or loss.

Upon loss of significant influence over the associate or joint control over the joint venture, the Company measures and recognises any retained investment at its fair value. Any difference between the carrying amount of the associate or joint venture upon loss of significant influence or joint control and the fair value of the retained investment and proceeds from disposal is recognised in profit or loss.

Impairment of financial assets

The Company assesses on a forward looking basis the expected credit losses associated with its assets carried at amortised cost and FVOCI debt instruments. The impairment methodology applied depends on whether there has been a significant increase in credit risk.

For trade receivables only, the Company applies the simplified approach permitted by Ind AS 109 Financial Instruments, which requires expected lifetime losses to be recognised from initial recognition of the receivables.

Financial Liabilities

Initial recognition and measurement

Financial liabilities are classified, at initial recognition as loans and borrowings, payables, derivatives and financial liabilities at fair value through profit or loss. The Company's financial liability consists of trade and other payables, loans and borrowings, bank overdrafts, financial guarantee contracts and derivative financial instruments.

All financial liabilities are recognized initially at fair value and, in the case of loans and borrowings and payables, net of directly attributable transaction costs, if any.

Subsequent measurement

The subsequent measurement of financial liabilities of the Company depending on their classification is described below:

De-recognition

A financial liability is derecognized when the obligation specified in the contract is discharged, cancelled or expires.

Offsetting of financial instruments

Financial Assets and Financial liabilities are offset and the net amount is reported in the balance sheet, if there is a currently enforceable legal right to set off the recognized amounts and there is an intention to settle on net basis, to realize the assets and settle the liabilities simultaneously.

Loans and borrowings including bank overdrafts

After initial recognition, interest-bearing loans and borrowings are subsequently measured at amortized cost using the EIR method. Gains and losses are recognized in profit or loss when the liabilities are derecognized as well as through the EIR amortization process.

Amortized cost is calculated by taking into account any discount or premium on acquisition and fees or costs that are an integral part of the EIR. The EIR amortization is included as finance costs in the statement of profit and loss.

This category generally applies to interest-bearing loans and borrowings.

Financial guarantee contracts issued by the Company are those contracts that require a payment to be made to

NOTES FORMING PART OF THE CONSOLIDATED FINANCIAL STATEMENTS

reimburse the holder of the guarantee for a loss it incurs because the specified debtor fails to make a payment when due in accordance with the terms of a debt instrument. Financial guarantee contracts are recognized initially as a liability at fair value, adjusted for transaction costs that are directly attributable to the issuance of the guarantee. Subsequently, the liability is measured at the higher of the amount of loss allowance determined as per impairment requirements of Ind-AS 109 and the amount recognized less cumulative amortization.

xxiii) Exemption as per Ind AS 101

Company has elected to continue with the carrying value for all of its property, plant and equipment as recognized in the financial statements as at the date of transition measured as per Indian GAAP and use that as its deemed cost as at date of transition to Ind AS. The same is applicable even for Investment property and intangible assets.

Company has also reviewed the necessary adjustments required to be done in accordance with paragraph D21 of the standard (i.e. adjustments arising on account of decommissioning or restoration liabilities) and has accordingly considered the impact of the same wherever applicable.

The Company has designated unquoted equity instruments held at 1st April 2016 as fair value through OCI.

xxiv) Cash Flow Statement

Cash flows are reported using the indirect method, whereby profit for the period is adjusted for the effects of transactions of a non-cash nature, any deferrals or accruals of past or future operating cash receipts or payments and item of income or expenses associated with investing or financing cash flows. The cash flows from operating, investing and financing activities of the Company are segregated.

xxv) Earnings per share

Basic earnings per share is computed using the weighted average number of equity shares outstanding during the period. Diluted earnings per share is computed using the weighted average number of equity and dilutive equivalent shares outstanding during the period.

xxvi) Exceptional Items

Exceptional items of income and expenses within profit or loss from ordinary activities are of such size, nature or incidence that their disclosure is relevant to explain the performance of the enterprise for the period, the nature and amount of such items are disclosed separately as exceptional items.

NOTES FORMING PART OF THE CONSOLIDATED FINANCIAL STATEMENTS

Note 1- Non Current Assets - Property, Plant and Equipment (PPE):

₹ In Lakh

Particulars	DEEMED COST / COST					DEPRECIATION					IMPAIRMENT LOSS		NET BLOCK	
	As at 01.04.2020	Additions during the year	Disposal/ Deduction during the year	Adjustment during the year	As at 31.03.2021	Upto 01.04.2020	For the year	On Disposal /Deduction during the year	On Adjustment during the year	Upto 31.03.2021	Upto 01.04.2020 /Provision during the year	Upto 31.03.2021	As at 31.03.2021	As at 31.03.2020
Tangible assets														
Land	1,598.32	-	-	-	1,598.32	-	-	-	-	-	-	-	1,598.32	1,598.32
Buildings	1,799.92	242.90	-	-	2,042.82	220.34	66.77	-	-	287.11	1.93	(1.93)	1,755.71	1,577.65
Plant & Equipment	28,572.99	1,034.27	(2.50)	(5.19)	29,599.57	7,161.30	1,861.16	(0.12)	-	9,022.34	29.82	(29.82)	20,577.22	21,381.87
Furniture & Fixtures	37.12	0.66	-	-	37.78	8.52	1.45	-	-	9.97	-	-	27.81	28.60
Vehicles	148.60	227.38	-	(0.95)	375.03	46.68	13.47	-	(0.04)	60.11	-	-	314.92	101.92
Office equipment	728.58	49.42	(0.43)	(3.46)	774.11	253.31	118.15	(0.30)	(1.57)	369.59	-	-	404.52	475.28
Others:-														
Roads & Culverts	338.17	-	-	-	338.17	79.47	10.30	-	-	89.77	-	-	248.40	258.71
Railway Sidings	15.62	-	-	-	15.62	-	-	-	-	-	-	-	15.62	15.62
Misc. Assets	201.82	30.18	-	-	232.00	90.63	19.75	-	-	110.38	-	-	121.62	111.20
Retired Asset	499.49	-	-	9.60	509.09	410.93	-	-	1.60	412.53	-	-	96.56	88.56
Minor Assets	8.08	11.40	-	-	19.48	8.07	11.40	-	-	19.47	-	-	-	-
Total	33,948.71	1,596.21	(2.93)	-	35,541.99	8,279.25	2,102.45	(0.42)	(0.01)	10,381.27	31.75	(31.75)	25,160.70	25,637.74
Previous year	31,790.03	2,301.42	(142.74)	-	33,948.71	6,288.72	1,993.20	(2.67)	-	8279.25	255.84	(224.09)	31.75	25,245.43

- 1.1) Company has agreed to mortgage 408 acres of land held vide patta no.7030 in survey no.205 in Puthencruz village, Ernakulam District, Kerala State to the Government of India against the plan loan sanctioned by the Government of India during the year 2015-16.
- 1.2.1) Out of 1498.97 acres (Previous year 1498.97 acres) of land held by the Company, 14.26 acres (for which right of use asset recognised amounting to ₹ 3269.11 lakhs as on 31.03.2021 Refer Note 1A) (Previous year 14.26 acres, value ₹ Nil) are held under lease hold right from Cochin Port Trust, for which lease agreement is under finalization. 80.50 acres of land has been provided as security towards arbitration award in the dispute between the Company and M/s.ABC & Sons (Refer Note.48).
- 1.2.2) The land held by the company also include 143.22 acres (value ₹ Nil) (Previous year 143.22 acres, value ₹ Nil) under lease from Government of Kerala. During the year 2019-20, company had sold 481.79 acres of Land, as approved by Govt. of India at the rate of ₹ 1 Crore per acre for 150 Acres (in lieu of free hold right accorded by the Government of Kerala over 143.22 acres of lease hold land) and remaining 331.79 acres @ ₹ 2.4758 Crore per acre as assessed by the District Collector to Government of Kerala / KINFRA. Government of Kerala had accorded freehold right to the Company over 143.22 acres of land vide G.O. (Ms) No. 99/2019/ID dated 13/11/2019. Pending issue of the title deed and other formalities in connection with the conversion, company continues the classification of said land as lease hold land.
- 1.3) Title deeds are yet to be registered/ received, in respect of 42.26 acres of Land. Certain land owners have since preferred extra compensation claims which are pending before Courts. The liability on this account is not ascertainable. Interest and legal expenses incurred on land acquisition cases are charged to Statement of Profit and Loss of the respective year.
- 1.4) Railway siding includes siding held jointly with M/s.Bharat Petroleum Corporation Limited (Kochi Refinery) with written down value ₹ 4.27 lakh (Previous year ₹ 4.27 lakh).
- 1.5) Company has given land ranging from 2.50 hectares to 4.1344 hectares to Kochi Metro Rail Limited on leave and license basis for the period from 22.10.2013 to 21.10.2021. However, the leave and license agreement is pending execution.
- 1.6) Plant and Equipment includes value of 6 nos of Ammonia bullets fixed on the barges of contractor of the company for transportation of Ammonia, with net Written Down value of ₹ 2.66 lakh.
- 1.7) First charge has been created on 36.08 acres of land, in the State of Kerala, as security for Non Fund Based working capital arrangement with State Bank of India. (Previous year 432.60625 acres of land and buildings in the States of Kerala, Tamilnadu and Karnataka and First charge on certain Plant and Machinery permanently attached to the above land as a security for Fund based and Non-fund based working capital facilities with banks).
- 1.8) The above includes assets procured with EEC grant amounting to ₹56.79 lakh (previous year ₹57.73 lakh.)

NOTES FORMING PART OF THE CONSOLIDATED FINANCIAL STATEMENTS

NOTE 1A Non Current Assets - Right of use Assets

₹ In Lakh										
	GROSS CARRYING AMOUNT					DEPRECIATION			NET CARRYING AMOUNT	
	As at 01.04.2020	Transitional Impact of Ind AS 116	Additions during the year	Disposal/ Deduction during the year	As at 31.03.2021	Upto 01.04.2020	For the year	Upto 31.03.2021	As at 31.03.2021	As at 31.03.2020
Particulars										
Right of use Assets	0	3,452.84	0	0	3,452.84	0	158.72	158.72	3,294.12	0
Total	0	3,452.84	0	0	3,452.84	0	158.72	158.72	3,294.12	0

1. The Company has adopted modified retrospective approach wherein, at the date of initial application, the lease liability is measured at the present value of remaining lease payments and Right of use asset has been recognised at an amount equal to lease liability adjusted by an amount of prepaid expenses. Accordingly, the comparative information of previous period in the Financial Statements has not been restated. (Refer note 39)
2. The above includes, leased land from Cochin Port Trust taken for the purpose of storage, handling of raw materials and for setting up a dock for barge operations. The lease agreement is pending execution. The recognition of Right of use Asset and lease liability has been made based on the draft agreement agreed upon based on the sanction from Ministry of Shipping, Government of India, dated 14.11.2014.

NOTES FORMING PART OF THE CONSOLIDATED FINANCIAL STATEMENTS

₹ In Lakh

Note No. 1B Non Current Assets - Capital Work in Progress		
	As at 31.03.2021	As at 31.03.2020
Capital Work in Progress (Refer Note 37 (ii))	4,824.89	3,315.67
Goods in Transit / Goods pending inspection /Capital Stores	673.45	580.04
	5,498.34	3,895.71
Note No. 2A . Non Current assets - Investment Property		
Particulars	As at 31.03.2021	As at 31.03.2020
Opening Balance		
Land	3.71	3.71
Building	3.30	3.30
Total	7.01	7.01
Addition/ (Deletion)		
Land	0.00	0.00
Building	0.00	0.00
Total	0.00	0.00
Closing Balance		
Land	3.71	3.71
Building	3.30	3.30
Total	7.01	7.01
Depreciation		
Building		
Opening Balance	0.40	0.30
Adjustments	0.00	0.00
Current Year	0.10	0.10
Closing Balance	0.50	0.40
Net Block		
Land	3.71	3.71
Building	2.80	2.90
Total	6.51	6.61

During the year 2011-12 Company by way of leave and license basis, has made available to GAIL (India) Ltd, at Udyogamandal/Cochin Division, 2.40 acres of land and right to use of 0.33 acres for laying pipelines for a period of 35 years for an upfront premium of ₹ 479 lakh and yearly license fee of ₹ 100. The Leave and license agreement is yet to be executed.

As per the Joint Venture agreement with Rashtriya Chemicals & Fertilisers Ltd (RCF), the Company during 2008-09, has made available, 11 acres of land at Cochin Division on lease basis to FACT-RCF Building Products Ltd, for a period of 20 years for an upfront premium of ₹ 1000 lakh and yearly rent of ₹ 10.

NOTES FORMING PART OF THE CONSOLIDATED FINANCIAL STATEMENTS

₹ In Lakh

Particulars	As at 31.03.2021	As at 31.03.2020
Rental Income from investment property	75.50	99.12
Direct operating expenses to income generating property	0.00	0.00
Less: Reimbursement of expenses	0.00	0.00
Profit arising from Investment Property before depreciation	75.50	99.12
Depreciation	0.10	0.10
Profit arising from Investment Property	75.40	99.02
Reconciliation of fair value		
Particulars	As at 31.03.2021	As at 31.03.2020
Fair Value of Investment property		
Opening Balance		
Freehold Land	1,490.58	1,490.58
Buildings	26.42	26.42
Total	1,517.00	1,517.00
Additions/(Deletions)		
Freehold Land	990.14	0.00
Buildings	0.00	0.00
Total	990.14	0
Closing Balance		
Freehold Land	2,480.72	1,490.58
Buildings	26.42	26.42
Total	2,507.14	1,517.00

Fair Value of Freehold Land is based on the notification issued by the Government of Kerala in their website. Management assumes the original cost of the Building as fair value

NOTES FORMING PART OF THE CONSOLIDATED FINANCIAL STATEMENTS

Note No. 2B Non Current Assets - Other Intangible Assets

₹ In Lakh

	Deemed Cost				Amortization				Impairment Loss			Net Block			
Particulars	As at 01.04.2020	Additions during the year	Disposal/ Deduction during the year	Adjust- ment during the year	As at 31.03.2021	Upto 01.04.2020	For the year	On Disposal/ Deduction during the year	On Adjust- ment during the year	Upto 31.03.2021	Upto 01.04.2020	(With- drawal) /Provision during the year	Upto 31.03.2021	As at 31.03.2021	As at 31.03.2020
Computer Software	155.08	42.65	0	0	197.73	45.87	39.54	0	0	85.41	0	0	0	112.32	109.21
Total	155.08	42.65	0	0	197.73	45.87	39.54	0	0	85.41	0	0	0	112.32	109.21
Previous year	155.08	0	0	0	155.08	13.42	32.45	0	0	45.87	0	0	0	109.21	141.66

NOTES FORMING PART OF THE CONSOLIDATED FINANCIAL STATEMENTS

₹ In Lakh

Note No. 3A Non Current Asset - Investment in Associates & Joint Venture		
Particulars	As at 31.03.2021	As at 31.03.2020
In Joint Venture		
FACT-RCF Building Products Ltd		
3,28,70,000 (Previous year 3,28,70,000) Equity Shares of ₹10/- each	0.00	0.00
In Associate		
Kerala Enviro Infrastructure Ltd		
31,24,000 (Previous year 31,24,000) equity shares of ₹10/- each fully paid-up	534.20	514.52
	534.20	514.52
Investment in Associates & Joint Venture	534.20	514.52
Reconciliation of fair value measurement of the investment in unquoted equity shares		
FACT-RCF Building Products Ltd		
Opening balance	0.00	0.00
Total gains and losses recognised in OCI	0.00	0.00
Closing Balance	0.00	0.00
Kerala Enviro Infrastructure Ltd		
Opening balance	514.52	308.72
Total gains and losses recognised in OCI	19.68	205.80
Closing Balance	534.20	514.52
Note No. 3B Non Current Asset - Financial Assets - Investments		
Particulars	As at 31.03.2021	As at 31.03.2020
Travancore Cochin Chemicals Ltd.		
6,81,820 (Previous year 6,81,820) Equity Shares of ₹10/- each including 3,40,910 Bonus shares.	148.70	200.93
Capexil Agencies Ltd.		
15 (Previous year 15) Equity Shares of ₹ 1000/- each fully paidup	0.00	0.00
Indian Potash Ltd.		
6,48,000 (Previous year 6,48,000) Equity Shares of ₹ 10/- each fully paid-up, including 459000 (previous year 459000) Bonus Shares	7,943.19	7,095.60
	8,091.89	7,296.53

NOTES FORMING PART OF THE CONSOLIDATED FINANCIAL STATEMENTS

Shares in Co-Operative Societies:		
FACT Co-operative Society Ltd 10,001 (Previous year 10,001) shares of ₹10/- each fully paid-up	1.00	1.00
Meherabad Co-operative Housing Society Ltd 7 (Previous year 7) shares of ₹100/- each fully paid-up	0.01	0.01
Good Earth Housing Society Ltd. 10 (Previous year 10) shares of ₹ 50/- each fully paid-up ₹ 500 (Previous year Rs 500)	0.01	0.01
	1.02	1.02
Total Investments	8,092.91	7,297.55
Aggregate amount of unquoted investments	8,092.91	7,297.55
Aggregate amount of impairment in the value of investments	0.00	0.00
Reconciliation of fair value measurement of the investment in unquoted Equity shares		
Travancore Cochin Chemicals Ltd		
Opening balance	200.93	94.31
Total gains and losses recognised in OCI	(52.23)	106.62
Closing Balance	148.70	200.93
Capexil Agencies Ltd.		
Opening balance	0.00	0.00
Total gains and losses recognised in OCI	0.00	0.00
Closing Balance	0.00	0.00
Indian Potash Ltd		
Opening balance	7,095.60	5,523.16
Total gains and losses recognised in OCI	847.59	1,572.44
Closing Balance	7,943.19	7,095.60

Note : Shares of Co-operative societies are retained at book value.

NOTES FORMING PART OF THE CONSOLIDATED FINANCIAL STATEMENTS

Note No. 4. Non current Assets - Financial assets-Loans			₹ In Lakh
Particulars	As at 31.03.2021	As at 31.03.2020	
Security deposit			
Unsecured Considered Good	667.92	939.87	
	667.92	939.87	
Loan to Employees			
Unsecured Considered Good	4.52	5.70	
	4.52	5.70	
	672.44	945.57	

Note :Loans to employees ₹ 4.52 lakh (Previous year ₹ 5.70 lakh) towards festival advance paid during 1996-97, and is being recovered at the time of separation from Company's service.

Note No. 5. Non current Assets - Financial assets- Other Financial Assets			
Particulars	As at 31.03.2021	As at 31.03.2020	
Advances to Related Parties			
Considered doubtful	3,614.78	3,605.03	
Less : Provision for Doubtful Advances	(3,614.78)	(3,605.03)	
	0.00	0	
Advance against Equity Pending allotment	235.70	235.7	
Less : Provision for Doubtful Advances	(235.70)	(235.70)	
	0.00	0.00	
Advance to Others			
Unsecured Considered Doubtful	21,264.58	17,357.86	
Less : Provision for Doubtful Advances	(21,264.58)	(17,357.86)	
	0.00	0.00	
Term Deposit with Banks *	2,404.09	0.00	
Deposit with Banks towards Margin money*	195.37	0.00	
Deposit held towards Capex projects *	0.00	3050	
Other Deposits	12.13	13.67	
	2,611.59	3063.67	

*with more than 12 months maturity from the reporting date

NOTES FORMING PART OF THE CONSOLIDATED FINANCIAL STATEMENTS

₹ In Lakh

Movement in Provisions		
Provision for bad & doubtful loans and advances		
Particulars	As at 31.03.2021	As at 31.03.2020
Provision at the beginning of the year	21,198.59	18,069.04
Provision released during the year	0.00	0.00
Provisions made during the year	3,916.47	3,129.55
Provision at the end of the year	25,115.06	21198.59
Provision for doubtful loans and advances include ₹20967.09 lakh (Previous year ₹17,210.42 lakh) towards interest accrued on mobilisation advance given to a private company. Pending litigation, equivalent provision has been made towards interest beyond the amount considered recoverable (Refer note 14)		
Note No. 6. Non current Assets - Other Non Current Assets		
Particulars	As at 31.03.2021	As at 31.03.2020
Capital Advances (Unsecured Considered Good)	4.89	136.10
	4.89	136.10
Deferred tax assets (net)		
The Company has a deferred tax asset of ₹ 63,377 lakh (Previous year ₹ 73,180 lakh) as on 31.03.2021 on account of unabsorbed depreciation and accumulated loss. The deferred tax liability as on 31.03.2021 is ₹ 4,187 lakh (Previous year ₹ 4,223 lakh). Eventhough there is net deferred tax asset of ₹ 59,190 lakh as on 31.03.2021 (Previous year ₹ 68,957 lakh), the same is not considered in the Books of Accounts, as a matter of prudence.		
Note No. 7. Current Assets - Inventories		
Particulars	As at 31.03.2021	As at 31.03.2020
Raw Materials	8,701.79	9,480.20
Raw materials-in -transit	7,195.31	2,009.77
	15,897.10	11489.97
Work-in-progress	3,349.12	2,908.16
Finished Goods	17,294.21	32,292.49
Stock-in-trade (in respect of goods acquired for trading)	5,052.19	167.13
Stores and Spares		
Machinery Spares	9,922.97	9,328.79
General Stores	2,476.99	2,611.83
Stores & Spares-in -transit	525.96	414.17
	12,925.92	12354.79

NOTES FORMING PART OF THE CONSOLIDATED FINANCIAL STATEMENTS

₹ In Lakh

Retired Spares	453.50	453.50
Total Inventories	54,972.04	59666.04
Less: Provision towards obsolescence and storage losses	3,408.09	3,339.47
	51,563.95	56326.57

Notes

1. Inventories along with other Current Assets is pledged as Primary Security for Non Fund based Working Capital arrangement with State Bank of India amounting to ₹ 20,000.00 Lakh. The utilisation of this arrangement as on reporting date is Nil.
2. Inventory of raw material, stores and spares and work in progress are valued at cost. The finished goods are valued at lower of cost or net realisable value.
3. Finished Goods includes 22.51 lakh MT of saleable gypsum (Previous Year 22.05 lakh MT) amounting to ₹ 9,269.97 lakh (Previous year ₹ 9,064.15 lakh)
4. Stores & Spares in transit includes Stores & Spares at site pending inspection ₹ 295.41 lakh (Previous year ₹ 414.15 lakh)

Movement in Provisions

Provision towards obsolescence and storage losses (including provision towards Retired spares)

Particulars	As at 31.03.2021	As at 31.03.2020
Provision at the beginning of the year	3,339.47	3,401.43
Provisions made during the year	68.62	0.00
Released during the year	0.00	(61.96)
Provision at the end of the year	3,408.09	3339.47

Note No. 8. Current Assets - Financial assets - Trade Receivables

Particulars	As at 31.03.2021	As at 31.03.2020
From related party		
Unsecured		
Considered doubtful	297.72	297.72
Less: Provision for Doubtful Debts	(297.72)	(297.72)
	0.00	0.00
Others		
Unsecured		
Considered doubtful	1,531.49	1,369.27
Less: Provision for Doubtful Debts	(1,531.49)	(1,369.27)
	0.00	0.00

NOTES FORMING PART OF THE CONSOLIDATED FINANCIAL STATEMENTS

₹ In Lakh

Sundry Debtors		
Secured, considered good	413.13	76.61
Unsecured , considered good	578.51	1,611.88
	991.64	1688.49
Subsidy Receivable		
UnSecured Considered doubtful	411.33	257.89
Unsecured Considered good (Refer Note No.22)	9,446.49	37,327.75
Less: Provision for Doubtful subsidy	(411.33)	(257.89)
	9,446.49	37327.75
	10,438.13	39016.24

Movement in Provisions

Provision for doubtful Trade receivables

Particulars	As at 31.03.2021	As at 31.03.2020
Provision at the beginning of the year	1,924.88	1,811.38
Provisions released during the year	(7.38)	(0.85)
Provisions made during the year	323.05	114.35
Provision at the end of the year	2,240.55	1924.88

Note No. 9. Current Assets - Financial assets - Cash and Cash Equivalents

Particulars	As at 31.03.2021	As at 31.03.2020
Balances with Banks	3,302.15	1,796.27
Cheques , Drafts on hand	0.00	0.00
Cash on hand	4.87	4.34
Short Term Deposit with Banks*	14,571.44	3,071.14
	17,878.46	4871.75

*Original maturity of three months or less

Cash and Cash Equivalents include ₹ 0.14 lakh (Previous Year ₹ 0.15 lakh) being the balance of amount received from clients for execution of jobs on Total Responsibility basis and ₹ 516.67 lakh (Previous year - Nil) towards work on Deposit basis, lying in a specified account to meet the matching liabilities under Current Liabilities.

Note No. 10 Current Assets - Financial assets - Other Bank Balances

Particulars	As at 31.03.2021	As at 31.03.2020
Short Term Deposit with Banks *	28,428.88	0.00
Deposit with Banks towards Margin money *	52,055.69	1249.98

NOTES FORMING PART OF THE CONSOLIDATED FINANCIAL STATEMENTS

₹ In Lakh

Deposit earmarked for capex projects (Refer Note 1 below)	68,323.78	62350
	148,808.35	63599.98
* Maturing within 12 months from the reporting date		
1. Out of the deposits earmarked for capex projects, lien has been marked on deposits amounting to ₹ Nil (Previous Year- ₹ 18088.20 lakhs) towards margin money		
Note No. 11. Current Assets - Financial assets - Loans		
Particulars	As at 31.03.2021	As at 31.03.2020
Security Deposits:		
Unsecured, considered good	88.17	46.27
	88.17	46.27
Note No. 12. Current Assets - Financial Assets-Other Financial Assets		
Particulars	As at 31.03.2021	As at 31.03.2020
Foreign Currency Receivable on Forward Contract	0.00	1,668.23
Amount receivable against Service Orders	771.85	872.63
Other Accrued Income	18,776.28	15,820.56
Amount receivable from LIC under group Gratuity scheme	231.87	357.86
Township Dues	199.98	554.15
	19,979.98	19273.43
Other Accrued income includes ₹ 13987.77 lakh (Previous Year ₹ 14495.83 lakhs) towards unclaimed DBT subsidy. (Refer Note No.27)		
Note No. 13. Current Assets - Current Tax Assets		
Particulars	As at 31.03.2021	As at 31.03.2020
Income Tax (Net of provision)	1,039.05	1,611.22
	1,039.05	1,611.22
Note No. 14. Current Assets - Other Current assets		
Particulars	As at 31.03.2021	As at 31.03.2020
Dues from Statutory Authorities	32,512.54	27,850.11
Contractors	3,558.62	2,134.34
Employees	207.33	208.57
Pre Paid Expenses	543.89	576.79
Others	60.12	70.19
	36,882.50	30840

NOTES FORMING PART OF THE CONSOLIDATED FINANCIAL STATEMENTS

₹ In Lakh

Dues from statutory authorities include (i) ₹ 13458.13 lakh (Previous year 11945.42 lakh) towards Kerala Value Added Tax paid on procurement of Regasified Liquefied Natural Gas, (ii) ₹ 1411.12 lakhs (net of provision) (Previous year ₹ 1461.17 lakhs) being CST refund receivable, under dispute and (iii) ₹ 72.97 lakh (Previous Year ₹ 72.97 lakh) towards the amount paid against disputed demands pending appeal.

Dues from Contractors include amount paid for materials supplied but rejected by the Company pending settlement ₹ 2.71 lakh (Previous year ₹ 19.92 lakh) and an amount of ₹ 1353.19 lakh (Previous year ₹ 1353.19 lakh) including interest considered as recoverable on the basis of a bank guarantee invoked by the Company but stayed till the completion of arbitration. The Arbitration Award was passed during the year 2013-14, as per which the company is entitled to adjust an amount of ₹ 2798.29 lakh towards this advance and interest from the dues claimed by the contractor. The Company has gone on appeal against the award before the Hon' District Court, Ernakulam which has since stayed the award. Accordingly the Company demanded the banks to send the proceeds of encashment of bank guarantee along with interest. The bank rejected the claim and consequently the Company filed a suit against the bank before the Hon. High court of Mumbai for realization of amount, which are pending. However an amount of ₹ 1353.19 lakh only has been retained pending disposal of the case.

Note No. 15. Current Assets - Non - current Assets held for Disposal

Particulars	As at 31.03.2021	As at 31.03.2020
Retired plant held for disposal	4,065.02	4,065.02
	4,065.02	4065.02

During the year 2009-10, Company decided to scrap Ammonia and Urea Plant at Cochin Division. These retired assets are retained in books at the written down value of ₹ 4065.02 lakhs, which is lower than the estimated Net realisable value. The Company could not complete the disposal process since the matter is pending before the Court.

Note No. 16. Equity- Equity Share Capital

Particulars	As at 31.03.2021	As at 31.03.2020
Authorised: 100,00,00,000 (Previous year 100,00,00,000) Equity Shares of ₹10/-each	100,000.00	100,000.00
Issued, Subscribed and fully Paid up: 64,70,71,974 (Previous year 64,70,71,974) Equity Shares of ₹10/- each fully paid up	64,707.20	64,707.20

Reconciliation of the shares outstanding at the beginning and at the end of the Financial Year

Particulars	As at 31.03.2021	As at 31.03.2020
Number of shares at the beginning of the year	647,071,974	647,071,974
Number of shares issued during the year	Nil	Nil
Number of shares at the end of the year	647,071,974	647,071,974

Notes

1. Rights, Preference and restrictions attached to each class of shares including restrictions on the distribution of dividends and the repayment of capital. - **Nil / Not Applicable**

NOTES FORMING PART OF THE CONSOLIDATED FINANCIAL STATEMENTS

₹ In Lakh

2. Shares held by shareholders holding more than 5% of shares:

Particulars	As at 31.03.2021	As at 31.03.2020
The Government of India		
Number of shares	58,23,64,776	58,23,64,776
Percentage of Total Shares	90%	90%
Special National Investment Fund constituted by the Government of India		
Number of shares	5,54,00,424	5,54,00,424
Percentage of Total Shares	8.56%	8.56%
3. In order to comply with the minimum public shareholding norms, the Government of India have transferred 55400424 equity shares of ₹10 each to Special National Investment Fund on 6th August 2013.		
4. Shares reserved for issue under options and contracts / commitments for the sale of shares / disinvestment.		
I. Aggregate number and class of shares allotted as fully paid up pursuant to contract(s) without payment being received in cash	Nil	Nil
II. Aggregate number and class of shares allotted as fully paid up by way of Bonus shares	Nil	Nil
III. Aggregate number and class of shares bought back	Nil	Nil
5. Terms of any securities convertible into equity / preferential shares issued along with the earliest date of conversion - NIL		

Note No. 17. Equity - Other Equity

Particulars	As at 31.03.2021	As at 31.03.2020
Capital Reserves:		
Subsidy from Kerala State Government under Industrial Housing Scheme	2.64	2.64
	2.64	2.64
Other Reserves:		
Deferred Government Grant :		
Indo EEC Fertiliser Education Project		
Particulars	As at 31.03.2021	As at 31.03.2020
Opening balance	53.59	54.52
Less: Amount transferred to Statement of Profit & Loss	0.94	0.93
Closing balance	52.65	53.59
Bio-Fertiliser Project		
Particulars	As at 31.03.2021	As at 31.03.2020
Opening balance	0.76	1.71
Less: Amount transferred to Statement of Profit & Loss	0.76	0.95
Closing balance	0.00	0.76

NOTES FORMING PART OF THE CONSOLIDATED FINANCIAL STATEMENTS

₹ In Lakh

Equity Instruments through other Comprehensive Income

Particulars	As at 31.03.2021	As at 31.03.2020
Opening Balance	7,445.51	6,539.63
Additions/(Deletions) during the Year	815.04	905.88
Closing Balance	8,260.55	7445.51

Retained Earnings:

Particulars	As at 31.03.2021	As at 31.03.2020
Opening balance	(121,401.85)	(218,532.40)
Add Changes in Accounting Policy / Prior Period items as per Ind AS	0.00	(46.90)
Add :Profit/ (Loss) during the year	35,198.07	97,550.23
Add: Remeasurement of defined benefit plan	(4,317.63)	(372.78)
Closing balance	(90,521.41)	(1,21,401.85)
Other equity	(82,205.57)	(1,13,899.35)

Note No. 18 Non Current Liabilities - Financial Liabilities - Borrowings

Particulars	As at 31.03.2021	As at 31.03.2020
Term loans		
Secured		
From the Government of India (Refer Note 1 below)	0.00	88,524.38
Intercompany loan from M/s.Rashtriya Chemicals & Fertilisers Ltd (Refer Note 2 below)	1,530.00	2,040.00
	1,530.00	90,564.38

1. A plan loan of ₹1,00,000.00 lakh bearing interest @ 13.50% per annum was released by the Government of India (GOI) on 29th March 2016 to maintain the operations of the Company. As per the order of Government of India, ₹1,00,000.00 lakh along with the earlier loan and interest outstanding has been converted into a single loan carrying interest @ 13.50% per annum with one year moratorium. As per the letter dated 12.01.2016, of the Ministry of Finance, GOI, sanctioning the loan, the total outstanding liability of the Company is ₹1,83,672.00 lakh. The Company entered into an agreement with the Department of Fertilizers(DOF), GOI, agreeing to mortgage 408 acres of Company's land to secure repayment of the entire loan together with interest at the rate of 13.50% per annum on the amount outstanding as on 31.03.2017. The loan amount was reconciled and loan outstanding has been arrived at ₹1,77,048.75 lakh as on 31.03.2017. The loan along with interest is repayable in three or more equated installments within a period of 5 years ending by 2022. As per the terms of the sanction of the loan the entire repayment can be made during the years 2020-21 and/or 2021-22 in three or more equated installments. Accordingly, the entire principal amount (previous year-50% of the principal amount), being ₹1,77,048.75 lakhs (previous year- ₹88,524.38 lakh) has been classified under Current Liabilities-Current maturities of Long term Debt. No amount has been classified under 'Non Current Liabilities – Financial Liabilities – Borrowings' (Previous year- ₹88,524.38 lakh). The outstanding principal and interest as on 31.03.2020, has been confirmed with the balance of Government of India.

NOTES FORMING PART OF THE CONSOLIDATED FINANCIAL STATEMENTS

₹ In Lakh

<p>Company has submitted a Financial Restructuring proposal to Department of Fertilizers (DoF), Government of India (Gol), seeking approval for the waiver of interest on Government of India loan, conversion of loan amounting to ₹ 28,273.00 lakhs into equity and conversion of loan amounting to ₹ 1,00,000.00 lakhs as interest free loan, repayable in 10 yearly installments commencing from the financial year 2022-23. The financial restructuring proposal submitted by the Company is under the consideration of the Department of Fertilizers, Government of India. Pending aproval by the Government of India, the loan taken from Gol and interest due thereon are accounted and disclosed as per the loan agreement dated March 3, 2016</p>		
<p>2. The Company and M/s.Rashtriya Chemicals & Fertilisers Ltd(RCF) had provided Corporate Guarantee to the lenders of M/s.FACT-RCF Building Products Ltd-the 50:50 joint venture between the Company and RCF. During the year 2018-19, RCF has settled the entire liability to the bankers, to the extent of ₹ 5,100 lakh including 50% share of the Company ₹ 2,550 lakh on the condition that the Company shall treat the amount paid by RCF on behalf of the Company as Inter-Corporate loan with a repayment period of five years, starting from the year 2020-21. The first installment due during the year has been settled on 30.12.2020. The principal amount payable ₹ 510 lakhs (Previous year ₹ 510 lakhs) during the year 2021-22 has been classified under Current Liabilities - Financial Liabilities - Other Financial Liabilities . The remaining amount has been classified under Non Current Liabilities - Financial Liabilities - Borrowings. Interest rate applicable on the loan for the year 2020-21 is 8.50% p.a (Previous year- 8.50% p.a)</p>		
Note No. 19. Non Current Liabilities - Other Financial Liabilities		
Particulars	As at 31.03.2021	As at 31.03.2020
Lease liability (Refer note 39)	2,882.19	0.00
Others	17.92	38.14
	2,900.11	38.14
Note No. 20. Non Current Liabilities - Provisions		
Particulars	As at 31.03.2021	As at 31.03.2020
Provision for employee benefits		
(i) Provision for gratuity	11,401.60	11,313.64
(ii) Provision for leave encashment	7,326.37	7,697.41
Decommissioning of Assets in Leased Properties	238.44	220.78
	18,966.41	19,231.83
Note No. 21 Non Current Liabilities - Other Non current Liabilities		
Particulars	As at 31.03.2021	As at 31.03.2020
Advance Rent Received	628.45	692.14
	628.45	692.14
As at the beginning of the year	755.83	819.51
Advance received	94.84	0.00
Released to Statement of Profit and Loss	(63.68)	(63.68)
As at the end of the year	786.99	755.83
Current	158.54	63.69
Non Current	628.45	692.14
	786.99	755.83

NOTES FORMING PART OF THE CONSOLIDATED FINANCIAL STATEMENTS

₹ In Lakh

Note No. 22 Current Liabilities - Financial Liabilities -Borrowings

Particulars	As at 31.03.2021	As at 31.03.2020
Secured :		
Loan against Subsidy receivables	0.00	2,469.95
	0.00	2,469.95

Loan against Subsidy receivables relates to loan availed during the year 2019-20, from Punjab National Bank under the Special Banking Arrangement scheme of Govt. of India, at interest rate of 6.15% p.a, secured by subsidy due for the months of November 2019 to December 2019. As per Office Memorandum No.23011/10/2019-P&K dated 28.02.2020, issued by the Government of India, no interest is to be borne by the Company. The loan has been fully settled during April 2020.

Note No. 23 Current Liabilities - Financial Liabilities - Trade Payables

Particulars	As at 31.03.2021	As at 31.03.2020
Trade payables		
(i) Due to Micro, Small and Medium Enterprises (Refer Note: 38)	99.70	117.92
(ii) Others	37,344.75	21,023.29
	37,444.45	21,141.21

Note No. 24 Current Liabilities - Financial Liabilities - Other Financial Liabilities

Particulars	As at 31.03.2021	As at 31.03.2020
Current maturities of Long-term debt :		
From the Government of India (Refer Note 18.1)	1,77,048.75	88,524.38
Intercompany loan from M/s.Rashtriya Chemicals & Fertilisers Ltd (Refer Note 18.2)	510.00	510.00
Interest accrued on borrowings (Refer Note 18.1 & 18.2)		
Term Loan from Government of India	95,606.32	71,704.74
Intercompany Loan	89.97	97.8
Amount payable to banks on forward Contracts	0.00	1,594.54
Dues to employees	270.61	92.93
Trade Deposit from customers	3,395.20	3,302.50
Lease liability	264.46	0.00
Other liabilities	5,094.86	5,474.64
	2,82,280.17	1,71,301.53

NOTES FORMING PART OF THE CONSOLIDATED FINANCIAL STATEMENTS

₹ In Lakh

Note No. 25 Current Liabilities - Other Current Liabilities

Particulars	As at 31.03.2021	As at 31.03.2020
Statutory dues	836.76	910.34
Advance from Customers	3,817.18	1,866.21
Advance Rent Received	158.54	63.69
	4,812.48	2,840.24

Note No. 26 Current Liabilities - Provisions

Particulars	As at 31.03.2021	As at 31.03.2020
Provision for employee benefits		
(i) Provision for gratuity	2,876.14	527.37
(ii) Provision for leave encashment	2,455.04	1,402.92
Provision towards other Contractual Obligations	239.60	239.60
Other provisions	97.15	0.00
	5,667.93	2169.89

NOTES FORMING PART OF THE CONSOLIDATED FINANCIAL STATEMENTS

₹ In Lakh

Note No. 27. Revenue from operations

Particulars	Year ended 31.03.2021	Year ended 31.03.2020
Sale of products		
Own Products	197,920.67	182,491.00
Traded Products	25,788.61	6,046.74
	223,709.28	188,537.74
Subsidy/Concession on Fertilisers	101,647.86	86,484.98
	101,647.86	86,484.98
Sale of Services		
Gross income from contracts and other services	525.05	1,968.50
Total Revenue from operations	325,882.19	276,991.22
Sale of own products comprises of:		
Factamfos 20-20-0-13	164,501.10	153,338.23
Ammonium Sulphate	30,117.71	26,682.53
Gypsum	1,578.54	1,496.28
Others	1,723.32	973.96
Total	197,920.67	182,491.00
Sale of traded products:		
Muriate of Potash	20,060.92	304.26
Imported Complex Fertiliser (16:16:16)	5,201.26	5,137.67
Urea	0.00	176.92
Organic Manures	526.43	427.89
Total	25,788.61	6,046.74
Subsidy/Concession on Fertilisers		
Factamfos 20-20-0-13	75,098.65	70,222.33
Ammonium Sulphate	14,244.42	13,862.51
Muriate of Potash	9,805.73	0.00
Imported Complex Fertilisers	2,300.49	2,203.60
City Compost	198.57	196.54
Total	101,647.86	86,484.98
Consequent to the implementation of Direct Benefit Transfer (DBT) subsidy scheme, subsidy income on fertilizers is recognised at the time of sale to dealers. However, the subsidy claim is generated at the rate applicable on the date of sale of fertilisers to ultimate beneficiary. The subsidy portion of the stock with dealers, pending sale to ultimate beneficiary as on 31.03.2021 is ₹ 13987.77 lakh (Previous Year ₹ 14495.83 lakh)		

NOTES FORMING PART OF THE CONSOLIDATED FINANCIAL STATEMENTS

₹ In Lakh

Note No. 28. Other income

Particulars	Year ended 31.03.2021	Year ended 31.03.2020
Interest income:		
On deposits with banks	5,767.25	1,329.09
On loans, advances, claims, overdues	75.79	34.88
Dividend income		
Other than joint venture	31.82	26.70
Other non-operating income		
Excess provisions written back	14.76	139.52
Transfer from deferred Government grants:		
(i) On EEC project	0.94	0.94
(ii) On Bio-Fertiliser project	0.76	0.95
Rent	484.73	543.16
Profit on sale of fixed Assets	3.04	0.00
Miscellaneous income	379.90	1,087.92
	6,758.99	3,163.16

Note : Interest of ₹ 3733.15 lakh (Previous year ₹ 3108.11 lakh) for the year 2020-21 receivable from the contractor on the interest bearing mobilisation advance still retained by the party, has been considered in the accounts. However a corresponding provision for doubtful interest has been made during the current year and only the net interest is shown under 'Interest income- On loans , advances , claims , overdues '

Note No. 29. Cost of materials consumed

Particulars	Year ended 31.03.2021	Year ended 31.03.2020
Raw Material	135,261.55	149,414.03
Packing Material	3,786.56	2,952.95
	139,048.11	152,366.98

Note : The physical verification of raw materials has been carried out on or around 31st March 2021. The differences over book figures in the case of raw material has been adjusted in consumption (Excess(-) / Shortage). Current year ₹ (-) 479.79 lakh (Previous year ₹ (-) 1159.49 lakh)

Note No. 30. Purchases of Stock-in-trade

Particulars	Year ended 31.03.2021	Year ended 31.03.2020
Complex Fertilisers/ Organic Manures	34,091.36	7,213.52
	34,091.36	7,213.52

NOTES FORMING PART OF THE CONSOLIDATED FINANCIAL STATEMENTS

₹ In Lakh

Note No. 31.Changes in inventories of finished goods, stock-in-trade and work-in-progress

Particulars	Year ended 31.03.2021	Year ended 31.03.2020
Opening stock		
Finished Goods	32,292.49	34,681.71
Stock-in-trade	167.13	44.09
Work-in progress	2,908.16	1,501.58
	35,367.78	36,227.38
Closing stock		
Finished Goods	17,294.21	32,292.49
Stock-in-trade	5,052.19	167.13
Work-in- progress	3,349.12	2,908.16
	25,695.52	35,367.78
Changes in inventories: (Increase)/ Decrease	9,672.26	859.60

Note No. 32 Employee benefits expense

Particulars	Year ended 31.03.2021	Year ended 31.03.2020
Salaries and Wages	15,896.61	15,763.58
Contribution to Provident Fund	1,697.75	1,693.67
Leave encashment (Net of Provision)	2,268.60	2,701.59
Gratuity	1,247.12	1,366.17
Staff welfare expenses	1,812.09	1,777.17
	22,922.17	23,302.18

Company has not taken any decision on revision of pay scales, as per the guidelines issued by Government of India for the Board and below Board level executives and non-unionised supervisors and wage revision of workmen effective from 01.01.2017. Hence no provision has been made in the Financial Statements.

Note : Remuneration to Directors, including retirement benefits paid during the year

Particulars	Year ended 31.03.2021	Year ended 31.03.2020
Shri Kishor Rungta, Chairman and Managing Director (From 02.02.2019)	39.54	30.99
Shri.A.Ganesan, Director(Finance) & Chief Financial Officer (From 28.08.2019 up to 31.07.2020)	21.31	21.81
Shri.S.Sakthimani, Director (Finance) & Chief Financial Officer (From 08.03.2021)	1.69	0.00
Shri.Kesavan Nampoori A.S, Director (Technical) (From 22.03.2021)	0.70	0.00
Shri D Nandakumar Director (Marketing) (Up to 31.05.2019)	4.93	3.95
Shri.Anupam Misra, Director (Marketing) (from 14.07.2020)	19.85	0.00
	88.02	56.75

NOTES FORMING PART OF THE CONSOLIDATED FINANCIAL STATEMENTS

₹ In Lakh

Note No. 33 Finance costs

Particulars	Year ended 31.03.2021	Year ended 31.03.2020
Interest		
Interest on loans from the Government of India (Refer Note 18.1)	23901.58	23901.58
Interest on Cash credit from banks	0.00	4499.07
Interest -others	379.56	388.50
Other borrowing costs	0.00	145.20
Finance Cost on lease liability	245.15	0.00
	24,526.29	28,934.35

Note No. 34 Other expenses

Particulars	Year ended 31.03.2021	Year ended 31.03.2020
Consumption of stores and spare parts	3,616.68	2,778.77
Power and Fuel	21,315.47	25,478.35
Rent	542.85	1,056.75
Repairs and maintenance to buildings	129.45	202.40
Repairs and maintenance to machinery	3,867.28	3,241.08
Insurance	285.06	290.97
Rates and Taxes	270.86	214.36
(Gain)/Loss on exchange rate variation (net)	(1,184.96)	649.68
Material and other direct charges on contracts	170.80	1,268.09
Auditors' Fees and Expenses (Refer note 1 below)	24.34	23.66
Freight, Handling and other charges	29,196.04	23,746.00
Bad debts written off	0.00	0.80
Provision for doubtful receivables & advances	532.46	153.09
Damages/Shortages/(Excess) of Stores , Spares & Products (Net)	(7.33)	(0.89)
Provision for obsolescence of stores (Net)	68.62	(61.96)
Research and Development Expenditure (Refer Note 2 below)	59.26	91.73
CISF Expenses (including salaries)	2,851.54	2,688.12
Directors' Sitting Fees	1.30	4.20
Loss on Fixed assets sold/written off	0.92	12.68
Expenses towards Corporate Social Responsibility	12.12	2.40
Miscellaneous Expenses (Refer note 3 below)	3,992.81	4,340.11
	65,745.57	66,180.39
Less : Allocated Expenses [net of income from inter-divisional jobs of ₹1,428.84 lakh] (Previous year ₹ 1,385.27 lakh)	(831.71)	(838.01)
	64,913.86	65,342.38

NOTES FORMING PART OF THE CONSOLIDATED FINANCIAL STATEMENTS

₹ In Lakh

Notes:

1. Payments to the auditor as

Particulars	Year ended 31.03.2021	Year ended 31.03.2020
(a) Auditor	10.6	10.6
(b) for taxation matters	0.00	0.00
(c) for company law matters	0.00	0.00
(d) for management services	0.00	0.00
(e) for other services	10.54	9.98
(f) for reimbursement of expenses	3.20	3.08
Total	24.34	23.66

2. Research and Development Expenditure of ₹ 59.26 lakh (Previous Year ₹ 91.73 lakh) includes expenditure towards salary ₹ 59.17 lakh (Previous year ₹ 91.34 lakh) and depreciation ₹ 0.09 lakh (Previous year ₹ 0.09 lakh).

3. Miscellaneous Expenses includes Directors travel amounting to ₹ 8.47 lakh (Previous year ₹ 24.61 lakh) and ₹ (-)4.51 lakh (previous year ₹ 34.29 lakh) towards the cost of PoS machine distributed by the Company under Direct Benefit Transfer Scheme.

4. Differences(Excess(-)/Shortage) over book figures, in stores and spares, identified during the year has been adjusted in the books of accounts. Current year ₹ (-)8.24 lakh (Previous year ₹ (-)1.13 lakh)

Note No. 35. Exceptional Items

Particulars	Year ended 31.03.2021	Year ended 31.03.2020
Profit/(Loss) on sale of Land and Building	0.00	97,216.52
	0.00	97,216.52

During the year 2019-20, company had sold 481.79 acres of Land, as approved by Union Cabinet, Government of India @ ₹1 Crore per acre for 150 Acres (in lieu of free hold right accorded by the Government of Kerala over 143.22 acres of lease hold land) and remaining 331.79 acres @ ₹ 2.4758 Crore per acre as assessed by the District Collector. The profit on sale of land and building thereon ₹ 97216.52 lakh has been shown as exceptional item in the Statement of Profit & Loss, for the year 2019-20. As the title deed is not yet issued by the Government of Kerala, the fair value of freehold title of the land converted, if any, and the consequent revenue cannot be recognised at this stage.

NOTES FORMING PART OF THE CONSOLIDATED FINANCIAL STATEMENTS

₹ In Lakh

Note No. 36. Earning per Share

Particulars	Year ended 31.03.2021	Year ended 31.03.2020
Profit / (Loss) after Tax	35,198.07	97,550.23
Number of Equity Shares	647071974	647071974
Face Value per Share (₹)	10.00	10.00
Basic/ Diluted earnings per Share (₹)	5.44	15.08

Note No. 37
(i) Expenses towards Corporate Social Responsibility

As the Company doesnot have average net profit as per section 198 of the Companies Act 2013, during the immediately preceding three financial years, the Company is not bound to spend towards Corporate Social Responsibility. However during the year Company has spent an amount of ₹ 12.12 lakh towards Corporate Social Responsibility.

(ii) Caprolactam Operations

Company has decided to rejuvenate and recommission the Caprolactam plant which was not in operation. An amount of ₹ 471.76 lakhs (Previous year ₹ 2298.95 lakh) has been incurred during the year towards rejuvenation and recommissioning expenses and the same has been included under Capital Work in progress(refer Note 1B)

NOTES FORMING PART OF THE CONSOLIDATED FINANCIAL STATEMENTS
38. Disclosure required for Micro Small and Medium Enterprises

₹ In Lakh

SI No.	Particulars	As at 31.03.2021	As at 31.03.2020
1	Principal amount remaining unpaid	99.70	117.92
2	Interest due thereon	0.00	10.46
3	Interest paid by the Company in terms of Section 16 of Micro, Small and Medium Enterprises Development Act, 2006, along with the amount of the payment made to the supplier beyond the appointed day during the year.	0.00	0.00
4	Interest due and payable for the period of delay making payment (which have been paid but beyond the appointed day during the year) but without adding the interest specified under Micro, Small and Medium Enterprises Development Act, 2006.	0.00	10.99
5	Interest accrued and remaining unpaid	0.00	21.45
6	Further interest remaining due and payable even in the succeeding years, until such date when the interest dues as above are actually paid to the small enterprise for the purpose of disallowance as a deductible expenditure under Section 23 of the Micro, Small and Medium Enterprises Development Act, 2006.	0.00	0.00

NOTES FORMING PART OF THE CONSOLIDATED FINANCIAL STATEMENTS

39. Fair Value Hierarchy

(a) The management has assessed that its financial assets and liabilities like cash and cash equivalents, trade receivables, trade payables, bank overdrafts and other current liabilities approximate their carrying amounts largely due to the short-term maturities of these instruments.

The following methods and assumptions were used to estimate the fair values for the given below financial assets.

Investment in Unquoted Equity Shares

The fair values of the unquoted equity shares have been estimated using NAV model.

Derivatives not designated as hedges

Foreign exchange forward contracts are valued using valuation techniques, which employs the use of market observable inputs (i.e. based on inputs/statement of position received from banks).

Investment Properties

The value of the investment properties are based on the information available in Government of Kerala fair value notification, market conditions etc.

₹ In Lakh

Particulars	31.03.2021		31.03.2020	
	Significant observable inputs		Significant observable inputs	
	Level 2	Level 3	Level 2	Level 3
Financial Assets				
Investment in Unquoted Equity Shares of:				
Indian Potash Limited		7,943.19		7,095.60
Travancore Cochin Chemicals Ltd		148.70		200.93
Capexil Agencies Ltd.		0.00		0.00
Kerala Enviro Infrastructure Limited		534.20		514.52
Foreign Currency Receivable under Forward exchange contracts	0.00		1,668.23	
Financial Liabilities Amount Payable under forward exchange contracts	0.00		1,594.54	
Assets for which Fair values are disclosed				
Investment Properties	2,507.14		1,517.00	

Level 1 hierarchy is for financial instruments with quoted prices. This includes listed equity instruments, traded bonds and mutual funds that have quoted price. The fair value of all equity instruments (including bonds) which are traded in the stock exchanges are to be valued using the closing price as at the reporting period. The mutual funds are to be valued using the closing NAV. Company do not have any such investment, as on the reporting date of current year and previous year.

The fair value of financial instruments that are not traded in an active market (for example, traded bonds, over-the-counter derivatives) is determined using valuation techniques which maximise the use of observable market data and rely as little as possible on entity-specific estimates. If all significant inputs required to fair value an instrument are observable, the instrument is included in **Level 2**.

NOTES FORMING PART OF THE CONSOLIDATED FINANCIAL STATEMENTS

If one or more of the significant inputs is not based on observable market data, the instrument is included in **Level 3**. This is the case for unlisted equity securities, contingent consideration and indemnification asset included in **Level 3**.

(b) Operating Leases

Leases as lessor

The Company leases out its investment property on operating lease basis

i) Future minimum lease receivable

At 31 March, the future minimum lease receivables under non-cancellable leases are receivable as follows

(₹ In Lakh)

Particulars	As at 31.03.2021	As at 31.03.2020
Within one year	63.69	63.69
Between one and five years	254.76	254.76
More than five years	373.71	437.4

ii) Amounts recognized in profit and loss

(₹ In Lakh)

Particulars	As at 31.03.2021	As at 31.03.2020
Lease Rent	75.5	99.12
	75.5	99.12

Leases as lessee

Pursuant to Ministry of Corporate Affairs Notification dated 30th March 2019, Ind AS 116 “Leases” applicable w.e.f 1st April 2019. However the Company adopted the standard with effect from 1st April 2020 using modified retrospective method wherein, at the date of initial application, the Lease Liability is measured at the present value of remaining lease payments and Right-of-use asset has been recognized at an amount equal to Lease Liability adjusted by an amount of any prepaid expenses. Accordingly the comparative information of previous period in Financial Statements has not been restated. Under Ind AS 116 “Leases”, at commencement of lease, the Company recognizes Right-of-use asset and corresponding Lease Liability. Right-of-use asset is depreciated over lease term on systematic basis and Interest on Lease Liability is charged to Statement of Profit and Loss as Finance cost.

Recognition of right of use Asset and corresponding lease liability, as per IndAS 116, has been made in respect of the property taken for lease (Operating lease) for the purpose of storage and handling of Raw Materials, at Willington Island and for Guest House facility at New Delhi

A. Leases as lessee

a) The following is the detailed breakup of Right-of-use assets (by class of underlying assets) disclosed in Note No. 1A

₹ in Lakh

Particulars	Gross Block				Depreciation			Net Carrying amount
	Ind AS 116 Transition	Add-itions	Reclassifications/ Deductions on Account of Conclusion	As at 31-3-2021	For the year	Reclassifications/ Deductions on Account of Conclusion	Up to 31-3-2021	As at 31-3-2021
Land	3,411.25	0.00	0.00	3,411.25	142.14	0.00	142.14	3,269.11
Building	41.59	0.00	0.00	41.59	16.58	0.00	16.58	25.01

NOTES FORMING PART OF THE CONSOLIDATED FINANCIAL STATEMENTS

b) The following expenses have been charged to Statement of Profit and Loss during FY 2020-21

Particulars	₹ in Lakh
Interest on Lease Liabilities	245.15
Expenses relating to short term leases	25.08
Expenses relating to leases of low value items	47.49
Expenses relating to variable lease payments (not included in measurement of lease liabilities)	470.28

c) Total Cash outflow for leases during FY 2020-21 is ₹ 274.88 Lakhs

d) Income from Sub leasing of Right-of-use assets recognized in Statement of Profit and Loss during FY 2020-21 is Nil

e) Maturity Analysis of Lease Liabilities as per Ind AS 116 Leases ₹ Lakh

Particulars	Contractual cash flows in				
	Up to 1 year	1-3 years	3-5 Years	More than 5 years	Total
Cash outflows	278.44	540.82	546.91	5710.18	7076.35

f) The Company had exercised the following transition choices/practical expedients available under Ind AS 116 Leases

(i) The Company has elected below practical expedients for transition to Ind AS 116 "Leases"

1. Applied this Standard to contracts that were previously identified as containing a lease applying Ind AS 17.
2. Applied a single discount rate to a portfolio of leases with reasonably similar characteristics (Such as leases with a similar remaining lease term for a similar class of underlying asset in a similar economic environment).
3. Not to apply the requirements to leases for which the lease term ends within 12 months from the date of initial application.

(ii) The Company has applied paragraph C5(b) of Appendix C of Ind AS 116 for transition which states that a lessee shall apply this standard to its leases retrospectively with the cumulative effect of initially applying the Standard recognized at the date of initial application. Accordingly, the Company measures lease liability at the present value of the remaining lease payments, discounted using the Company incremental borrowing rate at the date of initial application.

(iii) The Company recognizes right-of-use asset at the date of initial application for leases at an amount equal to the lease liability, adjusted by the amount of any prepaid expenses relating to that lease recognized in the balance sheet immediately before the date of initial application.

(iv) Transition Impact :

1. At the date of initial application i.e. 1st April 2020, the Company has recognized ₹ 3176.38 Lakhs as Lease Liabilities in the books of accounts for those leases that were previously identified as leases as per Ind AS 17. Leases computed by discounting remaining lease payments as at 1st April 2020 by incremental borrowing rate 7.75% p.a. based on remaining lease term as on 1st April 2020.
2. Further, on transition, corresponding to lease liability stated above, the Company has also recognized Right-of-use assets ₹ 3452.84 Lakh after including an amount of ₹ 276.46 Lakh recognized as prepaid expenses/revenue advances in the Balance Sheet as at 31st March 2020
3. The application of this Standard has resulted in a net decrease in profit before tax of FY 2020-21 by ₹ 124.47 lakh (Increase in Depreciation & amortization expenses, Finance cost and interest income by ₹ 158.72 Lakh, ₹ 245.15 Lakh and ₹ 4.52 lakh, respectively and decrease in other expenses by ₹ 274.88 Lakh).

NOTES FORMING PART OF THE CONSOLIDATED FINANCIAL STATEMENTS

4. Reconciliation between Operating lease commitments pertaining to non-cancellable leases disclosed as per Ind AS 17 Leases for FY 2019-20 discounted using incremental borrowing rate at the date of transition and Lease Liabilities recognized in books of accounts while disclosing minimum lease payments of certain leases in FY 2019-20.

Particulars	₹ In Lakh
a) Operating lease commitments pertaining to non-cancellable leases (As per Ind AS 17 as at 31st March 2020)	7,351.23
b) Short term leases (as per Ind AS 116)	0.00
c) Low value items (as per Ind AS 116)	0.00
d) Variable Lease payments (as per Ind AS 116)	0.00
e) Discounting impact	(4,174.85)
f) Lease Liability as on 1st April 2020	3,176.38

NOTES FORMING PART OF THE CONSOLIDATED FINANCIAL STATEMENTS
40. Financial Instrument Classification

(₹ In Lakh)

Particulars	As at 31.03.2021	As at 31.03.2020
Financial Assets		
Financial Assets at Amortised Cost		
Trade Receivables	10,438.13	39,016.24
Cash and Cash equivalents	17,878.46	4,871.75
Other Bank Balances	148,808.35	63,599.98
Loans	760.61	991.84
Other Financial Assets	22,591.57	20,668.87
	200,477.12	129,148.68
Financial Assets at Fair Value through Other Comprehensive Income:		
Equity Investments	8,627.11	7,812.07
Financial Assets at Fair Value through Profit and Loss Statement:		
Foreign Currency Receivable on Forward exchange contract	0.00	1,668.23
	8,627.11	9,480.30
Financial Liabilities		
Financial Liability at Amortised Cost		
Borrowings	1,530.00	93,034.33
Trade Payables	37,444.45	21,141.21
Other Financial Liabilities	2,85,180.28	1,69,745.13
	3,24,154.73	2,83,920.67
Financial Liabilities at Fair Value through Profit and Loss Statement:		
Liability on Forward Exchange contract	0.00	1,594.54
	0.00	1,594.54

41. Financial Risk Management

The company's activities are exposed to market risk, liquidity risk and credit risk.

This note explains the sources of risk which the Company is exposed to and how the Company manages the risk in the financial statements

Risk	Exposure arising from	Measurement	Management
Credit risk	Cash and cash equivalents, trade receivables, financial assets measured at amortized cost.	Ageing analysis, Credit Analysis, Post Dated Cheques and Security Deposit.	Diversification of bank deposits, credit limits and Bank Guarantees
Liquidity risk	Borrowings and other liabilities	Rolling cash flow forecasts	Availability of committed credit lines and borrowing facilities
Market risk – foreign exchange	Recognised financial assets and liabilities not denominated in Indian rupee (INR)	Monitoring of Foreign Currency rates	Forward Foreign exchange contracts based on market trends

NOTES FORMING PART OF THE CONSOLIDATED FINANCIAL STATEMENTS

(A) Credit risk

Credit risk is the risk of financial loss to the Company if a customer or counterparty to a financial instrument fails to meet its contractual obligations, and arises principally from the Company's trade and other receivables, cash and cash equivalents and other bank balances. The maximum exposure to credit risk in case of all the financial instruments covered below is restricted to their respective carrying amount.

(i) Trade and other receivables

Credit risk in respect of trade and other receivables is managed through credit approvals, establishing credit limits and monitoring the creditworthiness of customers to allow credit terms in the normal course of business.

The maximum exposure to the credit risk at the reporting date is primarily from trade receivables amounting to ₹ 10438.13 lakh (Previous year ₹ 39016.24 lakh) of which ₹ 9446.49 lakh (previous year ₹ 37327.75 lakh) due from Government of India relating to subsidy receivable. Trade receivables mainly constitute subsidy receivable from the Government of India and from services rendered.

Expected credit loss assessment for Trade and other receivables

The Company has been consistently following a policy of creating 100% provision for the unsecured portion of the trade receivables that are more than three years old, except subsidy receivables from Government of India, wherein allowance for loss is made after analysis of possibility of realisation.

The following table provides information about the exposure to credit risk and the provisions made

₹ In lakh		
As on 31.03.2021	Total receivables	Provision for doubtful receivables
Trade Receivables	2,820.85	(1,829.21)
Subsidy Receivable	9,857.82	(411.33)
Total	12,678.67	(2,240.54)

₹ In lakh		
As on 31.03.2020	Total receivables	Provision for doubtful receivables
Trade Receivables	3,355.48	(1,666.99)
Subsidy Receivable	37,585.64	(257.89)
Total	40,941.12	(1,924.88)

The movement in the loss allowance in respect of trade and other receivables during the year was as follows:-

₹ In Lakh		
Particulars	As at 31.03.2021	As at 31.03.2020
Provision at the beginning of the year	1,924.88	1,811.38
Provisions released during the year	(7.38)	(0.85)
Provisions made during the year	323.04	114.35
Provision at the end of the year	2,240.54	1,924.88

(ii) Cash and Cash equivalents and Other Bank Balances

The Company held cash and cash equivalents and other bank balances of ₹ 166686.81 lakhs at 31st March 2021 (31st March 2020: ₹ 68471.73 lakhs). The Cash equivalents are held with banks with good credit ratings and financial position. Also, the Company invests its short term surplus funds in bank fixed deposits, which carry no / low market risks for short duration and therefore does not expose the Company to credit risk.

NOTES FORMING PART OF THE CONSOLIDATED FINANCIAL STATEMENTS

(B) Liquidity risk

Liquidity risk is the risk that the Company will encounter difficulty in meeting the obligations associated with its financial liabilities that are settled by delivering cash or another financial asset.

Liquidity risk is managed by Company through effective fund management. Prudent liquidity risk management implies maintaining sufficient cash and the availability of funding through an adequate amount of credit facilities to meet obligations when due. Due to the dynamic nature of the underlying businesses, treasury maintains flexibility in funding by maintaining availability under committed credit lines. Management monitors rolling forecasts of the company's liquidity position and cash and cash equivalents on the basis of expected cash flows.

The following are the remaining contractual maturities of significant financial liabilities at the reporting date.

Maturity Analysis of Significant Financial Liabilities

As on 31.03.2021

	Contractual Cash Flows (₹ In Lakh)		
	Total	Up to 1 year	1-5 years
Government of India Loan (Refer note 1 below)	2,96,556.65	2,96,556.65	0.00
Intercompany Loan	2,505.67	758.92	1,746.75

As on 31.03.2020

	Contractual Cash Flows (₹ In Lakh)		
	Total	Up to 1 year	1-5 years
Government of India Loan (Refer note 1 below)	2,84,605.87	1,84,130.7	1,00,475.17
Intercompany Loan	3,225.8	720.13	2,505.67

1. The loan from Government of India along with interest is repayable in three or more equated installments within a period of 5 years ending by 2022. Company has submitted a Financial Restructuring proposal to Department of Fertilizers (DoF), Government of India (GoI), seeking approval for the waiver of interest on Government of India loan, conversion of loan amounting to ₹ 28273.00 lakhs into equity and conversion of loan amounting to ₹ 100000.00 lakhs as interest free loan, repayable in 10 yearly installments commencing from the financial year 2022-23. The financial restructuring proposal submitted by the Company is under the consideration of the Department of Fertilizers, Government of India. Pending approval by the Government of India, the loan taken from GoI and interest due thereon are accounted and disclosed as per the loan agreement dated March 3, 2016. The management expects restructuring of the loan, whereby the Government shall grant sufficient time for the repayment of the loan and interest due thereon. Accordingly, the Company can manage the immediate liquidity requirement.

Financing arrangements

(₹ In Lakh)

The Company has sufficient funds for its business/operational activities. The following is the undrawn fund based borrowing facilities at the end of the reporting period:

Particulars	31st March, 2021	31st March, 2020
Expiring within one year (Bank Overdraft/ CC Limit)	0.00	21,060.00
Stand by Line of credit	0.00	500.00

The credit facilities of Banks are subject to compliance with sanctioned terms & conditions. The Fund based credit facilities were closed during the year. These credit facilities have an average maturity of one year. Besides, the above, Company has Non Fund Based Working Capital Arrangement with various Banks, with a lien on Term Deposits of the Company.

NOTES FORMING PART OF THE CONSOLIDATED FINANCIAL STATEMENTS

(C) Market risk

Market risk is the risk that the fair value of future cash flows of a financial instrument will fluctuate because of changes in market prices. Market risk comprises three types of risk: interest rate risk, currency risk and other prices, such as equity price risk and commodity risk.

(i) Currency Risk

The Company's activities are exposed primarily to the financial risk of changes in foreign currency rates. To mitigate the foreign currency risk, the company is closely monitoring the market trend to take appropriate action

Exposure to currency risk:

The details of foreign currency balances which are not hedged as at the Balance Sheet date are as below:-

Particulars	Figures as at 31.03.2021		Figures as at 31.03.2020	
	Foreign Currency (In lakh)	Indian Rupee (In lakh)	Foreign Currency (In lakh)	Indian Rupee (In lakh)
Trade Payable	USD 390.20	28,897.99	USD 161.78	2,621.52
	JPY 175.03	117.79	NIL	NIL
	EUR 0.11	9.45	NIL	NIL

Sensitivity analysis

A reasonably possible strengthening (weakening) of the USD, JPY or EUR against INR at 31st March would have affected the measurement of financial instruments denominated in foreign currencies and affected profit or loss by the amounts shown below. This analysis assumes that all other variables, in particular interest rates, remain constant and ignores any impact of forecast sales and purchases.

₹ In Lakh

	Effect in INR (before tax)	
	Strengthening	Weakening
For the year ended 31st March, 2021		
3% movement in,		
USD	(866.94)	866.94
JPY	(3.53)	3.53
EUR	(0.28)	0.28
For the year ended 31st March, 2020		
3% movement in,		
USD	(78.65)	78.65
JPY	NA	NA
EUR	NA	NA

NOTES FORMING PART OF THE CONSOLIDATED FINANCIAL STATEMENTS

(ii) Interest rate risk

Interest rate risk can be either fair value interest rate risk or cash flow interest rate risk. Fair value interest rate risk is the risk of changes in fair values of fixed interest bearing investments because of fluctuations in the interest rates, in cases where the borrowings are measured at fair value through profit or loss. Cash flow interest rate risk is the risk that the future cash flows of floating interest bearing investments will fluctuate because of fluctuations in the interest rates

Exposure to interest rate risk:

The Company's investments are in Bank fixed deposits wherein the interest rates are fixed, as on the reporting date.

The Company do not have any borrowing with banks, as on the reporting date. The interest rate on the Company's borrowings from Government of India is not fluctuating. The rate of interest on Intercompany loan from Rashtriya Chemicals and Fertilisers Ltd is subject to change, based on the lowest cost of their working capital finance. The Intercompany loan outstanding as on 31.03.2021 is ₹ 2040 lakh and the applicable interest as on the reporting date is 8.50%.

(iii) Commodity rate risk

The Company's profitability gets affected by the price differential (also known as Margin) between prices of products (output) and the price of the raw materials used in production (input).

Company has entered in to agreement with suppliers of one of the major raw materials, Regassified Liquefied Natural Gas, to mitigate the fluctuation in market price.

(iv) Price Risk

The Company's exposure to equity investments price risk arises from investments held by the Company and classified in the financial statements at fair value through OCI. The Company intends to hold these investments for long-term for better returns and price risk will not be significant from a long term perspective.

Exposure to price risk

₹ In Lakh

	Effect on OCI			
	31.03.2021		31.03.2020	
	Strengthening	Weakening	Strengthening	Weakening
1% movement				
Investment in Kerala Enviro Infrastrucrure Ltd	5.34	(5.34)	5.15	(5.15)
Investment in Travancore Cochin Chemicals Ltd	1.49	(1.49)	2.01	(2.01)
Investment in Indian Potash Ltd	79.43	(79.43)	70.96	(70.96)

CAPITAL MANAGEMENT

The Company's objective is to maximize the shareholders' value. The immediate objective is to convert the negative Capital in to positive by internal accrual in the near future.

NOTES FORMING PART OF THE CONSOLIDATED FINANCIAL STATEMENTS

42. Disclosure under Ind AS 24 on related party transactions are given below

Since Government of India owns 90% of the Company's equity share capital (under the administrative control of Ministry of Chemicals and Fertilizers), the disclosures relating to transactions with the Government and other Government controlled entities have been reported in accordance with para 26 of Ind AS 24.

Certain transactions are carried out with other government related entities for purchase of Gases, for procurement of Raw Materials / Finished Goods, Assets / Spare Parts from Original equipment manufacturers, which are significant in terms of value, the details of which are as under:

(₹ In Lakh)

Name of Entity	Nature of Transaction	2020-21	2019-20
GAIL (India) Ltd	Procurement of Gas / Transmission Charges	19,267.93	25,158.33
Bharat Petroleum Corporation Ltd	Procurement of Gas / Petroleum Products/Sulphur	26,852.48	34,842.09
Indian Oil Corporation Ltd	Procurement of Gas / Petroleum Products	14,939.10	21,015.85
Hindustan Petroleum Corporation Ltd	Procurement of Gas / Petroleum Products	141.70	129.25
Steel Authority of India Ltd	Procurement of Steel Structural	252.93	187.44
National Fertilisers Ltd	Purchase of Fertilisers	0.80	455.8
Rashtriya Chemicals and Fertilisers Ltd	Sale of Fertilisers	0.00	138.9
Hindusthan Insecticides Ltd	Sale of Fertilisers	2,457.94	450.22
Rashtriya Chemicals and Fertilisers Ltd	Principal repayment of Intercompany Loan	510.00	0.00
Rashtriya Chemicals and Fertilisers Ltd	Interest on Intercompany Loan	197.79	217.34
Bharat Petroleum Corporation Limited	Compensation for recreation club	88.88	0.00
Bharat Petroleum Corporation Limited	Services Provided	199.95	735.83
Hindustan Petroleum Corporation Ltd	Services Provided	92.30	52.19
Indian Oil Corporation Ltd	Services Provided	86.27	0.00
Rashtriya Chemicals and Fertilisers Ltd	Services Provided	6.50	4.13
Bharat Heavy Electricals Ltd	Procurement of Assets/Spare parts	40.22	21.3
Bharat Earth Movers Ltd	Procurement of Assets/Spare parts	23.52	26.87
Kochi Metro Rail Ltd	Lease of property	277.50	211.28
Central Institute of Plastic Engineering & Technology	Lease of property	18.10	55.55
GAIL (India) Ltd	Lease of property	13.69	13.69

The above referred transactions have been carried out on arm's length basis with the said entities.

NOTES FORMING PART OF THE CONSOLIDATED FINANCIAL STATEMENTS

The other disclosures with related parties are as under:

1) Associates & Joint Ventures

Relationship

SI No	Name of Entity	Percentage of ownership interest as at	
		31.03.2021	31.03.2020
1	FACT-RCF Building Products Ltd(FRBL)	50%	50%
2	Kerala Enviro Infrastructure Ltd. (KEIL)	21.75%	25.66%

Transactions during the year with the above referred related parties:

(₹ In Lakh)

SI No	Particulars	2020-21	2019-20
i)	Contribution towards sharecapital	0.00	0.00
ii)	Dividend received	15.62	15.62
iii)	Sales of Products	0.00	17.31
iv)	Others	9.75	240.29

The provision towards the amount given as material, Services and advances made in the earlier financial years continues. A provision amounting to ₹ 9.75 Lakh (Previous year ₹ 38.69 lakh) has been made for the current year also.

Balance Outstanding:

(₹ In Lakh)

Sr.No	Particulars	As at 31.03.2021	As at 31.03.2020
	Receivable from FACT-RCF building products Ltd :		
	Towards sale of gypsum	297.72	297.72
	Salary of deputationists and other expenses	825.18	815.43
	Under Corporate Gurantee and other Contractual obligations	2,789.6	2,789.6
	Advance against Equity Pending allotment	235.7	235.7
	Provision for bad & doubtful debts/advances	4,148.2	4,138.45
	Provision towards other Contractual Obligation	239.60	239.60
	Provision for dimunition in the value of investments	3,287.00	3,287.00

The Company and M/s.Rashtriya Chemicals & Fertilisers Ltd(RCF) had provided Corporate Guarantee to the lenders of M/s.FACT-RCF Building Products Ltd-the 50:50 joint venture between the Company and RCF. During the year 2018-19, RCF had settled the entire liability to the bankers, to the extent of ₹ 5100 lakhs including 50% share of the Company ₹ 2550 lakhs on the condition that the Company shall treat the amount paid by RCF on behalf of the Company as Inter-Corporate loan. Accordingly, the amount of ₹ 2550 lakhs has been classified as Intercompany loan. The principal amount outstanding as on 31.03.2021 is ₹ 2040 lakh (Previous year ₹ 2550 lakh). Interest rate applicable on the loan for the year 2020-21 is 8.50% p.a. (Previous year- 8.50% p.a).

During the year 2009-10, the Company has along with Department of Factories and Boilers, Government of Kerala, formed a society under the Travancore Literary, Scientific and Charitable Societies Act 1955 with the objective of conducting courses relating to welding technologies with a grant of ₹ 1 Crore from the Government of Kerala, under the

NOTES FORMING PART OF THE CONSOLIDATED FINANCIAL STATEMENTS

name Kerala institute of Welding and Research. The contribution from the Company is only provision of its existing facilities of Training School. The accounts of the society are not consolidated as society is formed with an objective of not obtaining any economic benefits from its activities and is considered immaterial to the Company's activity.

2) Key Management Personnel

- 1 Shri Kishor Rungta, Chairman and Managing Director (from 02.02.2019)
- 2 Shri.A.Ganesan, Director(Finance) & Chief Financial Officer (From 28.08.2019 up to 31.07.2020)
- 3 Shri.S.Sakthimani, Director (Finance) & Chief Financial Officer (From 08.03.2021)
- 4 Shri.Kesavan Nampoori A.S, Director (Technical) (From 22.03.2021)
- 5 Shri D Nandakumar, Director (Marketing) (up to 31.05.2019)
- 6 Shri.Anupam Misra, Director (Marketing) (from 14.07.2020)
- 7 Shri K V Balakrishnan Nair, Company Secretary & Executive Director (Finance)
- 8 Shri.Pradeep Kumar.C, Chief Financial Officer (from 29.01.2019 to 20.09.2019)

Transactions with related parties:

Remuneration to key management personnel :

(₹ In Lakh)

SI No	Particulars	Short Term Employee Benefits		Termination benefits**		Other long-term benefits/ Share-based payments/ Post-term employee benefits	
		2020-21	2019-20	2020-21	2019-20	2020-21	2019-20
1	Sri Kishor Rungta, Chairman and Managing Director (From 02.02.2019)	39.54	30.99	0.00	0.00	0.00	0.00
2	Shri.A.Ganesan, Director (Finance) & Chief Financial Officer (From 28.08.2019 up to 31.07.2020)	16.96	21.81	4.35	0.00	0.00	0.00
3	Shri.S.Sakthimani, Director (Finance) & Chief Financial Officer (From 08.03.2021)	1.69	0.00	0.00	0.00	0.00	0.00
4	Shri.Kesavan Nampoori A.S Director (Technical) (From 22.03.2021)	0.70	0.00	0.00	0.00	0.00	0.00
5	Shri D Nandakumar, Director (Marketing) (up to 31.05.2019)	0.00	3.95	4.93	0.00	0.00	0.00
6	Shri.Anupam Misra, Director (Marketing) (from 14.07.2020)	19.85	0.00	0.00	0.00	0.00	0.00
7	Shri K V Balakrishnan Nair, Company Secretary & Executive Director (Finance)	27.1	18.6	0.00	0.00	0.00	0.00
8	Shri.Pradeep Kumar.C, Chief Financial Officer (up To 20.09.2019)	0.00	8.36	0.00	0.00	0.00	0.00
		105.84	83.71	9.28	0.00	0.00	0.00

** On payment basis

NOTES FORMING PART OF THE CONSOLIDATED FINANCIAL STATEMENTS

The whole time Directors have been allowed the use of company car and for private journey upto a ceiling of 9000 kms. per year, on payment as prescribed by the Government.

Gratuity and leave encashment benefit accrued to the Directors have not been disclosed as the contribution payable has been provided in the accounts and separate figures are not ascertainable.

3) Other related parties

	Party	Nature of Relationship
i.	FACT Cochin Division Employees Provident Fund Trust	To manage the provident fund contribution in respect of the employees of the Company
ii.	The FACT Employees Provident Fund Trust	To manage the provident fund contribution in respect of the employees of the Company
iii.	FACT Employees Group Gratuity Fund Trust	To manage fund earmarked for gratuity under group gratuity accumulation scheme and provide gratuity benefits including insurance towards future service gratuity benefit
iv.	FACT Employees Superannuation Benefit Fund Trust	To provide superannuation benefits to members of the Trust

Transactions with related parties:

	Party	Company Contribution made during the year	
		2020-21	2019-20
i.	The FACT Employees Provident Fund Trust	1611.21	1606.28
ii.	FACT Cochin Division Employees Provident Fund Trust	86.54	87.39
iii.	FACT Employees Group Gratuity Fund Trust	2107.56	0.00

Dues outstanding in respect of the above related parties:

	Party	As on	
		31.03.2021	31.03.2020
i.	Amount payable to The FACT Employees Provident Fund Trust	278.94	264.31
ii.	Amount payable to FACT Cochin Division Employees Provident Fund Trust	28.20	31.98
iii.	Amount receivable from FACT Employees Group Gratuity Fund Trust	231.87	357.86

NOTES FORMING PART OF THE CONSOLIDATED FINANCIAL STATEMENTS

43. Financial Reporting of interest in Joint Ventures

JOINT CONTROLLED ENTITIES

Name of Entity	Country of Incorporation	Percentage of ownership interest	
		31.03.2021	31.03.2020
FACT RCF Building Products Ltd.	India	50%	50%
Kerala Enviro Infrastructure Limited	India	21.75%	25.66%

FACT-RCF BUILDING PRODUCTS LTD.: - A Joint venture Company with Rashtriya Chemicals and Fertilizers Limited (RCF) for manufacture of rapid building materials from Gypsum at Kochi.

Summarized financial information of Company's investment in FACT-RCF BUILDING PRODUCTS LTD. (FRBL)
(₹ In Lakh)

Particulars	As at 31.03.2021 (Audited)	As at 31.03.2020 (Audited)
Non-Current Assets	351.40	398.88
Cash and Cash Equivalent	31.88	0.97
Current Assets other than Cash and Cash Equivalents	1327.48	1502.84
Non-Current Liabilities	5194.39	4657.66
Current Liabilities	9423.13	9552.72
Equity	(12906.76)	(12307.69)
Proportion of the company's ownership	50%	50%
Carrying amount of the investment*	0.00	0.00

(₹ In Lakh)

Particulars	2020-21 (Audited)	2019-20 (Audited)
Income	1,648.22	1,683.67
Cost of materials consumed	0.00	185.21
Changes in inventories	2.74	227.01
Depreciation and amortization expense	0.00	6,523.59
Finance costs	538.59	482.74
Employee benefits expenses	73.72	326.80
Other Expenses	1,632.23	1,087.03
Exceptional items	0.00	0.00
Loss for the year	(599.06)	(7,148.71)
Total comprehensive income for the year	(599.06)	(7,148.71)
Company's Share of profit / loss for the year	(299.53)	(3,574.36)

NOTES FORMING PART OF THE CONSOLIDATED FINANCIAL STATEMENTS

* Owing to the company's share of losses exceeding its interest in the joint venture recognising the share of loss stands discontinued. Accordingly company has not recognized share of loss of ₹299.53 lakh for the year (Previous Year ₹3,574.36 lakh) and ₹9,976.08 lakh cumulatively upto the year ended 31.03.2021 (₹9,676.55 lakh cumulatively upto the year ended 31.03.2020).

Kerala Enviro Infrastructure Ltd. (KEIL) is a public limited company formed as Special Purpose Vehicle and promoted by the Kerala State Industrial Development Corporation (KSIDC) in association with various industries in the State for establishing Common Treatment, Storage and Disposal Facility (CTSDF) for solid hazardous industrial waste in the State of Kerala.

Summarised financial information of Company's investment in Kerala Enviro Infrastructure Ltd. (KEIL)

(₹ In Lakh)

Particulars	As at 31.03.2021 (Audited)	As at 31.03.2020 (Audited)
Non-Current Assets	3,619.20	2,398.79
Cash and Cash Equivalent	311.45	125.18
Current Assets other than Cash and Cash Equivalents	1,351.23	1,183.92
Non-Current Liabilities	2,130.61	1,501.80
Current Liabilities	695.57	201.06
Equity	2,455.70	2,005.03
Proportion of the company's ownership	21.75%	25.66%
Carrying amount of the investment	534.20	514.52

(₹ In Lakh)

Particulars	2020-21 (Audited)	2019-20 (Audited)
Income	1,265.38	1,908.22
Cost of materials consumed	14.24	21.35
Changes in inventories	0.00	0.00
Depreciation and amortization expense	103.70	50.33
Finance costs	3.64	0.05
Employee benefits expenses	234.80	216.16
Other Expenses	768.92	1,159.62
Profit before Tax	140.08	460.71
Current Tax	24.18	75.71
Profit after Tax	115.90	384.99
Other Comprehensive Income	(0.01)	(1.39)
Total comprehensive income for the year	115.89	383.60
Company's Share of profit / loss for the year	25.21	98.44

NOTES FORMING PART OF THE CONSOLIDATED FINANCIAL STATEMENTS

Additional information on entities included in Consolidated Financial Statements

Name of the entity	Net Asset i.e total assets minus total liabilities		Share in profit or loss		Share in other Comprehensive income		Share in total comprehensive income	
	As % of consolidated net assets	Amount	As % of consolidated Profit or loss	Amount	As % of consolidated Other comprehensive income	Amount	As % of consolidated Comprehensive income	Amount
Associates (Investment as per the equity method) Indian 1. Kerala Enviro Infrastructure Ltd	-3.00%	534.20	0.04%	15.62	-0.56%	19.68	0.11%	35.30
Joint Venture (Investment as per the equity method) Indian 1. FACT-RCF Building Products Ltd	NA	NA	NA	NA	NA	NA	NA	NA
100% provision made towards diminution in the value of investments								

44. SEGMENTAL REPORTING

Segment Information for the year ended 31st March 2021

Information about Primary Business Segments

₹ In Lakh

	Fertiliser	Petrochemical	Others (Unallocated)	Total
REVENUE External Revenue	325954.53 (276737.9)	9.37 (56.42)	834.24 (1996.09)	326798.14 (278790.41)
TOTAL REVENUE	325954.53 (276737.9)	9.37 (56.42)	834.24 (1996.09)	326798.14 (278790.41)
SEGMENT RESULTS Profit before Interest and Taxation	59289.94 (34457.65)	(4237.15) (-2537.58)	(1230.72) (-4252.59)	53822.06 (27667.48)
Unallocated Corporate Expense	0.00 (0.00)	0.00 (0)	59.26 (-91.42)	59.26 (-91.42)
Operating Profit	59289.94 (34457.65)	(4237.15) (-2537.58)	(1171.46) (-4161.17)	53881.32 (27758.90)
Interest Expense	0.00 (0.00)	0.00 (0.00)	24526.29 (28789.15)	24526.29 (28789.15)
Interest Income	0.00 (0.00)	0.00 (0.00)	5843.04 (1363.97)	5843.04 (1363.97)
Profit before Exceptional items and Tax	59289.93 (34457.63)	(4237.15) (-2537.58)	(19854.71) (-31586.35)	35198.07 (333.70)
Exceptional Income	0.00 (97216.52)	0.00 (0.00)	0.00 (0.00)	0.00 (97216.51)
Income Tax	0.00 (0.00)	0.00 (0.00)	0.00 (0.00)	0.00 (0.00)
Profit after Interest and Taxation	59289.93 (-131674.16)	(4237.15) (-2537.58)	(19854.71) (-31586.35)	35198.07 (97550.23)
OTHER INFORMATION Segment Assets	295492.28 (222492.26)	12705.15 (9679.17)	28534.20 (29085.73)	336731.63 (261257.16)
Segment Liabilities	322747.56 (250977.40)	2355.09 (468.25)	11628.98 (9811.51)	336731.63 (261257.16)
Depreciation	1954.31 (1487.77)	174.89 (168.69)	139.86 (145.19)	2269.06 (1801.66)
Capital Expenditure	1467.42 (1764.56)	73.17 (57.92)	98.27 (478.94)	1638.86 (2301.42)

NOTES FORMING PART OF THE CONSOLIDATED FINANCIAL STATEMENTS

The business segments are:-

Segment	Products
Fertiliser	Ammonium Phosphate, Ammonium Sulphate, Mixtures , MOP
Petrochemical	Caprolactam

Segments have been identified taking into account the organisation structure.

Segment assets and liabilities represents assets and liabilities in respective segments. Share capital, Secured and unsecured loans, Investments and Accumulated loss are classified as Unallocated.

Segment reporting is prepared based on the method consistently followed by the company

Figures given in brackets pertains to previous year.

RECONCILIATION OF REVENUE	2020-21	2019-20
Segment Revenue as above	326798.14	278790.41
Add Interest Income	5843.04	1363.97
Revenue as per Profit and Loss Statement	332641.18	280154.38

45. EMPLOYEE BENEFITS

General Description of Defined Contribution Plan

Contributory Superannuation Scheme-The scheme is aimed to provide superannuation benefits to the employees. Every year company contributes ₹ 100 to the fund.

General Description of Defined Benefit Plan

A Leave Encashment and Gratuity

The company operates gratuity plan where in every employee is entitled to the benefit equivalent to fifteen days salary last drawn for each completed year of service. The same is payable on death , separation from service or retirement , whichever is earlier. The benefit vests after five years of continuous service. The company has been accounting for provision on account of leave encashment on retirement based on actuarial valuation carried out as at the balance sheet date.

B Provident Fund

The Provident Fund contributions are made to Trusts administered by the company. The interest rate payable to the members of the Trust shall not be lower than statutory rate of interest declared by the Central Government under the Employees Provident Funds and Miscellaneous Provisions Act 1952.

During the year an amount of ₹1697.75 lakh (Previous Year ₹ 1693.67 lakh) has been charged to Statement of Profit & Loss towards contribution by the Company. In terms of the Ind AS 19 issued by the Institute of Chartered Accountants of India, the Provident Fund Trust set up by the company is treated as Defined Benefit Plan since the company has to meet the shortfall in the fund assets, if any.

A Movement in net defined benefit (asset)/ liability in respect of Leave Encashment and Gratuity

NOTES FORMING PART OF THE CONSOLIDATED FINANCIAL STATEMENTS

	₹ in Lakh		₹ in Lakh		₹ in Lakh	
	Leave encashment (Unfunded)		Gratuity (Funded)		CLR Gratuity (Unfunded)	
a.	31.03.2021	31.03.2020	31.03.2021	31.03.2020	31.03.2021	31.03.2020
Changes in the present value of obligations						
Present value of obligations at the beginning of the year	9100.33	9238.51	13011.10	13514.37	596.57	348.70
Interest cost	527.29	808.25	796.24	1099.83	39.62	29.27
Past service cost	0.00	0.00	0.00	0.00	0.00	0.00
Current service cost	1823.09	1729.04	545.83	467.00	45.66	34.45
Benefits paid	(2737.53)	(2015.43)	(2671.98)	(2907.57)	(31.19)	(11.2)
Actuarial loss/(gain) on obligation	1068.24	(660.04)	3030.78	837.47	117.37	195.35
Present value of obligations at the end of the year	9781.42	9100.33	14711.97	13011.1	768.03	596.57
b.						
Changes in the fair value of plan assets						
Fair value of plan assets at the beginning of the year	0.00	0.00	1766.67	4456.16	0.00	0.00
Expected return on investment	0.00	0.00	101.24	334.21	0.00	0.00
Employer's contribution	0.00	0.00	2107.56	0.00	0.00	0.00
Benefits paid	0.00	0.00	(2671.98)	(2907.57)	0.00	0.00
Actual return on Plan Asset over Expected Interest	0.00	0.00	(101.24)	(116.13)	0.00	0.00
Fair value of plan assets at the end of the year	0.00	0.00	1202.25	1766.67	0.00	0.00
Actual return on investment**	0.00	0.00	101.24	218.08	0.00	0.00
c.						
Amount recognised in Balance sheet						
Present value of obligations at the end of the year	9781.42	9100.33	14711.97	13011.1	768.03	596.57
Fair value of plan assets at the end of the year	0.00	0.00	1202.25	1766.67	0.00	0.00
Unfunded net liability recognised in Balance sheet	9781.42	9100.33	13509.72	11244.43	768.03	596.57
d.						
Expenses recognised in the Statement of Profit and Loss during the year						
Current service cost	1823.09	1729.04	545.83	467	45.66	34.45
Past service cost	0.00	0.00	0.00	0.00	0.00	0.00
Net Interest on Obligation / Asset	527.29	808.25	695	881.74	39.62	29.27
Total Expenses recognised in the Statement of Profit and Loss during the year	2350.38	2537.29	1240.83	1348.74	85.28	63.72
e.						
Amount Disclosed under Other Comprehensive Income:						
Opening balance	(5371.45)	(4711.41)	997.6	160.12	524.26	328.91
Actuarial Gain or Loss on Obligation side during the year	1068.24	(660.04)	3132.02	837.48	117.37	195.35
Closing Amount Disclosed under OCI	(4303.21)	(5371.45)	4129.62	997.6	641.63	524.26
f.						
Investment details						
LIC Group Gratuity (Cash Accumulation) policy						
Actuarial assumptions						
Mortality rate	-	-	8.17	13.58	-	-
Discount rate						
Salary escalation rate	6.82%	8.00%	6.82%	8.00%	6.82%	8.00%
Expected rate of return on plan assets	7.50%	5.00%	7.50%	5.00%	7.50%	5.00%
	NA	NA	6.82%	7.5%	NA	NA

** The Actual return on plan assets for the year 2020-21 is yet to be declared by the Fund Manager

GRATUITY - OTHER DISCLOSURE REQUIREMENTS

(i) Description of plan Characteristics and associated risks:

The Gratuity scheme is a final salary defined benefit plan that provides for a lumpsum payment at the time of separation; based on scheme rules the benefits are calculated on the basis of last drawn salary and the period of service at the time of separation and paid as lumpsum. There is a vesting period of 5 years. The design entails the following risks that affect the liabilities and cash flows

Interest rates risk:

The defined benefit obligation calculated uses a discount rate based on government bonds. If bond yields fall the defined benefit obligation will tend to increase. Thus the plan exposes the Company to the risk of fall in interest rates. Some times the fall can be permanent due to a paradigm shift in interest rate scenarios because of economic or fiscal reasons. A fall in interest rates will result in an increase in the ultimate cost of providing the above benefit and will thus result in an increase in the value of the liability (as shown in financial statements). Even for funded schemes a paradigm downward shift in bond yields may affect the reinvestment yields and may increase ultimate costs.

Salary inflation risk:

The present value of the defined benefit plan is calculated with the assumption of salary escalation rate (SER) which is applied to find the salary of plan participants in future at the time of separation. Higher than expected increases in salary will increase the defined benefit obligation and will have an exponential effect.

Retirement age:

It should be noted that in case of employees above retirement age for the purpose of valuation it is assumed they will retire immediately & benefit is considered up to actual retirement age.

Demographic risks:

Demographic assumptions are required to assess the timing and probability of a payment taking place. This is the risk of volatility of results due to unexpected nature of decrements that include mortality attrition disability and retirement. The effects of this decrement on the DBO depend upon the combination salary increase discount rate and vesting criteria and therefore not very straight forward. It is important not to overstate withdrawal rate because the cost of retirement benefit of a short serving employees will be less compared to long service employees.

Asset Liability Mismatch:

This will come into play unless the funds are invested with a term of the assets replicating the term of the liability.

Actuarial Risk:

It is the risk that benefits will cost more than expected. This can arise due to one of the following reasons:

Adverse Salary Growth Experience: Salary hikes that are higher than the assumed salary escalation will result into an increase in Obligation at a rate that is higher than expected.

Variability in mortality rates: If actual mortality rates are higher than assumed mortality rate assumption then the Gratuity benefits will be paid earlier than expected. Since there is no condition of vesting on the death benefit the acceleration of cash flow will lead to an actuarial loss or gain depending on the relative values of the assumed salary growth and discount rate.

Variability in withdrawal rates: If actual withdrawal rates are higher than assumed withdrawal rate assumption then the Gratuity benefits will be paid earlier than expected. The impact of this will depend on whether the benefits are vested as at the resignation date

Investment Risk

For funded plans that rely on insurers for managing the assets the value of assets certified by the insurer may not be the fair value of instruments backing the liability. In such cases the present value of the assets is independent of the future discount rate. This can result in wide fluctuations in the net liability or the funded status if there are significant changes in the discount rate during the inter-valuation period.

NOTES FORMING PART OF THE CONSOLIDATED FINANCIAL STATEMENTS

Liquidity Risk

This is the risk that the Company is not able to meet the short-term gratuity pay outs. This may arise due to non availability of enough cash / cash equivalent to meet the liabilities or holding of ill liquid assets not being sold in time..

Employees with high salaries and long durations of service or those higher in hierarchy accumulate significant level of benefits. If some of such employees resign / retire from the company there can be strain on the cash flows.

Market Risk

Market risk is a collective term for risks that are related to the changes and fluctuations of the financial markets. One actuarial assumption that has a material effect is the discount rate. The discount rate reflects the time value of money. An increase in discount rate leads to decrease in Defined Benefit Obligation of the plan benefits & vice versa. This assumption depends on the yields on the corporate / government bonds and hence the valuation of liability is exposed to fluctuations in the yields as at the valuation date.

Legislative risk/Regulatory risk

Legislative risk is the risk of increase in the plan liabilities or reduction in the plan assets due to change in the legislation / regulation. The government may amend the Payment of Gratuity Act thus requiring the companies to pay higher benefits to the employees. This will directly affect the present value of the Defined Benefit Obligation. The new labour code is a case in point. And the same will have to be recognized immediately in the year when any such amendment is effective.

(ii) Sensitivity Analysis

How the DBO would have been affected by 100 basis points changes in the actuarial assumptions namely discount rates salary growth Attrition & Mortality is shown below

GRATUITY-EMPLOYEES :

₹ In Lakh

31-Mar-21			
	% increase in DBO	LIABILITY	INCREASE IN DBO
1 DISCOUNT RATE +100 basis points	-2.82%	14,297.08	(414.88)
2 DISCOUNT RATE -100 basis points	3.05%	15,160.08	448.11
3 SALARY GROWTH +100 basis points	1.48%	14,930.01	218.04
4 SALARY GROWTH -100 basis points	-1.55%	14,484.07	(227.90)
5 ATTRITION RATE +100 basis points	-0.04%	14,706.05	(5.92)
6 ATTRITION RATE-100 basis points	0.04%	14,717.93	5.97
7 MORTALITY RATE 10% UP	0.00%	14,711.33	(0.63)
8 EFFECT OF NO CEILING	16.31%	18,578.31	2,400.00

NOTES FORMING PART OF THE CONSOLIDATED FINANCIAL STATEMENTS

GRATUITY-CASUAL LABOUR (CLR)

₹ in lakh

	% increase in DBO	LIABILITY	INCREASE IN DBO
1 DISCOUNT RATE +100 basis points	-5.14%	728.57	-39.46
2 DISCOUNT RATE -100 basis points	5.74%	812.15	44.12
3 SALARY GROWTH +100 basis points	5.52%	810.45	42.42
4 SALARY GROWTH -100 basis points	-5.04%	729.29	-38.74
5 ATTRITION RATE +100 basis points	-0.46%	764.47	-3.56
6 ATTRITION RATE-100 basis points	0.51%	771.97	3.93
7 MORTALITY RATE 10% UP	-0.02%	767.85	-0.18

P.U.C method has been used. If an employee's service in later years will lead to a materially higher level of benefit than in earlier years these benefits are attributed on a straight-line basis. The limitations are that in assessing the change other parameters are kept constant. As some of the assumptions may be correlated it is unlikely that changes in assumptions will occur in isolation of one another.

There is no change from the previous period in the methods and assumptions used in the preparation of above analysis, except that the base rates have changed

(iii) Asset Liability Matching Strategies

GRATUITY - EMPLOYEES :

Insurer Administered Fund

The company has funded the liability with the insurance company. The entire investible assets are managed by the fund managers of the Insurance company and the Asset Values as informed by the Insurance Company has been taken for the valuation purpose. The policy thus mitigates the liquidity risk. However being a cash accumulation plan the duration of assets is shorter compared to the duration of liabilities. Thus the Company is exposed to movement in interest rate (in particular the significant fall in interest Rates which should result in a increase in liability without corresponding increase in the asset).

Thus the Company is exposed to movement in interest rate (in particular the significant fall in interest Rates which should result in a increase in liability without corresponding increase in the asset).

GRATUITY - CASUAL LABOUR (CLR)

Pay As You Go Method

The company is only making book provisions for the entire Gratuity Liability on the valuation and follows a 'pay as you go' system to meet the liabilities as and when they fall due. Therefore the scheme is fully unfunded, and no assets are maintained by the company and asset values are taken as zero; there is liquidity risk in that they may run out of cash.

NOTES FORMING PART OF THE CONSOLIDATED FINANCIAL STATEMENTS

(iv) Other disclosures

GRATUITY- EMPLOYEES :

The company has started funding the liability through the medium of an insurance company and regular assessment is made by the Company of the increase in liability and contributions are being made to maintain the fund and is subject to the credit risk of the insurance company and asset liability mismatch risk of the investments

Expected Contributions to the plan for the next annual reporting period. ₹ 2,788.93 lakhs

	31st March 2021	31st March 2020
Weighted average duration of the D B O	10.43	7.30
		₹ in lakh
Information on the maturity profile of the liabilities	31st March 2021	31st March 2020
Projected Benefit Obligation	14,711.97	13,011.09
Accumulated Benefits Obligation	14,055.06	12,818.93

₹ in lakh

	FIVE YEAR PAYOUTS	31st March 2021	
		Discounted values	Undiscounted values
		/ Present value	/ Actual value
1	Year (I)	3,192.66	3,240.70
2	Year (II)	2,966.57	3,244.54
3	Year (III)	2,366.76	2,680.21
4	Year (IV)	1,843.89	2,256.97
5	Year (V)	1,469.07	1,920.29
6	Next 5 year pay-outs (6-10 years)	2,305.48	3,522.94
7	Pay-outs Above Ten Years	567.54	1,973.31
8	Vested benefit Obligation as on Para 137 (b) 31-03-2021		14,589.85

NOTES FORMING PART OF THE CONSOLIDATED FINANCIAL STATEMENTS

GRATUITY-CASUAL LABOUR (CLR) :

The company has not started funding the gratuity liability & has been following pay as you go method for settlement of the liability

Expected Contributions to the plan for the next annual reporting period.

NA

	31-Mar-21	31-Mar-20
Weighted average duration of the D B O	10.43	7.30
		₹ in lakh
Information on the maturity profile of the liabilities given below	31-Mar-21	31-Mar-20
Projected Benefit Obligation	768.03	596.57
Accumulated Benefits Obligation	624.86	-

	FIVE YEAR PAYOUTS	31st March 2021	
		Discounted values	Undiscounted values
		/ Present value	/ Actual value
1	Year (I)	87.21	89.23
2	Year (II)	100.51	109.55
3	Year (III)	94.72	110.03
4	Year (IV)	75.40	93.40
5	Year (V)	59.00	78.85
6	Next 5 year pay-outs (6-10 years)	210.86	333.02
7	Pay-outs Above Ten Years	140.33	404.13
8	Vested benefit Obligation as on Para 137 (b) 31-03-2021		764.66

NOTES FORMING PART OF THE CONSOLIDATED FINANCIAL STATEMENTS

LEAVE ENCASHMENT - OTHER DISCLOSURE REQUIREMENTS

(i) Description of plan Characteristics and associated risks:

The leave scheme is a final salary defined benefit plan, that provides for a lumpsum payment at the time of separation; based on scheme rules the benefits are calculated on the basis of last drawn salary and the leave count at the time of separation and paid as lumpsum.

The design entitles the following risks that affect the liabilities and cash flows,

Interest rates risk

The defined benefit obligation calculated uses a discount rate based on government bonds. If bond yields fall, the defined benefit obligation will tend to increase.

Salary inflation risk:

Higher than expected increases in salary will increase the defined benefit obligation.

Demographic risks:

This is the risk of volatility of results due to unexpected nature of decrements that include mortality attrition, disability and retirement. The effects of this decrement on the DBO depend upon the combination salary increase, discount rate, and vesting criteria and therefore not very straight forward. It is important not to overstate withdrawal rate because the cost of retirement benefit of a short caring employees will be less compared to long service employees.

(ii) Sensitivity Analysis

How the DBO would have been affected by 100 basis points changes in the actuarial assumptions namely discount rates, salary growth, Attrition & Mortality is shown below

PRIVILEGE LEAVE

				₹ In Lakh
Net Asset/(Liability) Recognised in Balance sheet -				31-03-2021
		% increase in DBO LIABILITY	LIABILITY	INCREASE IN DBO
1	DISCOUNT RATE +100 basis points	-4.13%	7,751.05	(333.76)
2	DISCOUNT RATE -100 basis points	4.47%	8,446.57	361.76
3	SALARY GROWTH +100 basis points	4.08%	8,415.03	330.22
4	SALARY GROWTH -100 basis points	-3.84%	7,774.21	(310.60)
5	ATTRITION RATE +100 basis points	-0.30%	8,060.79	(24.01)
6	ATTRITION RATE-100 basis points	0.32%	8,110.61	25.80
7	MORTALITY RATE 10% UP	0.00%	8,084.48	(0.33)

NOTES FORMING PART OF THE CONSOLIDATED FINANCIAL STATEMENTS
SICK LEAVE

₹ In Lakh

Net Asset/(Liability)Recognised in Balance sheet			31-03-2021
	% increase in DBO LIABILITY	LIABILITY	INCREASE IN DBO
1 DISCOUNT RATE +100 basis points	-4.64%	1,617.95	(78.65)
2 DISCOUNT RATE -100 basis points	5.10%	1,783.10	86.49
3 SALARY GROWTH +100 basis points	4.80%	1,777.98	81.37
4 SALARY GROWTH -100 basis points	-4.45%	1,621.17	(75.44)
5 ATTRITION RATE +100 basis points	-0.38%	1,690.22	(6.38)
6 ATTRITION RATE-100 basis points	0.41%	1,703.57	6.96
7 MORTALITY RATE 10% UP	-0.01%	1,696.36	(0.24)

P.U.C method has been used for sensitivity analysis.If an employee's service in later years will lead to a materially higher level of benefit than in earlier years, these benefits are attributed on a straight-line basis. The limitations are that in assessing the change other parameters are kept constant. As some of the assumptions may be correlated, it is unlikely that changes in assumptions will occur in isolation of one another.

There is no change from the previous period in the methods and assumptions used in the preparation of above analysis, except that the base rates have changed

(iii) Acturial measurements as on March 31,2021

The company has not started funding the Leave liability & has been following pay as you go method for settlement of the liability

(iv) Maturity profile of the liabilities
PRIVILEGE LEAVE

Weighted average duration of the D B O		10.43
		₹ In Lakh
Information on the maturity profile of the liabilities given below	31-03-2021	31-03-2020
Projected Benefit Obligation	8,084.81	7,449.74

NOTES FORMING PART OF THE CONSOLIDATED FINANCIAL STATEMENTS

	FIVE YEAR PAYOUTS	Discounted values	Undiscounted values
		/ Present value	/ Actual value
1	Year (I)	1,655.03	1,866.58
2	Year (II)	1,433.56	1,755.30
3	Year (III)	1,145.42	1,493.39
4	Year (IV)	900.63	1,250.91
5	Year (V)	726.09	1,078.97
6	Next 5 year pay-outs (6-10 years)	1,266.54	2,184.83
7	Pay-outs Above Ten Years	957.54	1833.31

SICK LEAVE

Weighted average duration of the D B O		10.43
		₹ In Lakh
Information on the maturity profile of the liabilities	31-Mar-21	31-Mar-20
Projected Benefit Obligation	1,696.61	1,650.58

	FIVE YEAR PAYOUTS	Discounted values	Undiscounted values
		/ Present value	/ Actual value
1	Year (I)	289.28	329.33
2	Year (II)	309.79	382.82
3	Year (III)	237.35	312.13
4	Year (IV)	201.47	282.77
5	Year (V)	164.49	246.30
6	Next 5 year pay-outs (6-10 years)	302.23	528.70
7	Pay-outs Above Ten Years	192.00	531.70

NOTES FORMING PART OF THE CONSOLIDATED FINANCIAL STATEMENTS
B Movement in net defined benefit (asset)/ liability in respect of Provident Fund

	₹ in Lakh Trust managed Provident Fund-Udyogamandal		₹ in Lakh Trust managed Provident Fund-Cochin Division	
	31-03-2021	31-03-2020	31-03-2021	31-03-2020
a. Changes in the present value of obligations				
Present value of obligations at the beginning of the year	23886.51	24335.38	2130.65	2173.50
Interest cost	1438.55	2087.76	129.39	189.21
Past service cost	-	-	-	-
Current service cost	770.87	736.16	86.54	87.39
Plan participants contribution	2142.58	2787.07	297.58	295.73
Benefits paid	(5586.92)	(4389.16)	(466.99)	(474.13)
Actuarial loss/(gain) on obligation	1940.04	(1670.7)	174.57	(141.05)
Present value of obligations at the end of the year	24591.63	23886.51	2351.74	2130.65
b. Changes in the fair value of plan assets				
Fair value of plan assets at the beginning of the year	24307.51	25701.17	2146.34	2235.85
Expected return on investment	1493.55	2056.09	133.41	178.87
Employer's & Plan participants contribution	2913.45	3523.23	384.12	383.11
Benefits paid	(5586.92)	(4389.16)	(466.99)	(474.13)
Actuarial loss/(gain) on plan assets	1464.04	(-2583.83)	157.8	(177.36)
Fair value of plan assets at the end of the year	24591.63	24307.51	2354.68	2146.34
Actual return on investment	2957.59	2995.49	291.21	384.63
c. Amount recognised in Balance sheet of the Trust				
Present value of obligations at the end of the year	24591.62	23886.50	2351.74	2130.65
Fair value of plan assets at the end of the year	24591.63	24307.51	2354.68	2146.34
Unfunded net liability	(0.00)	(421.00)	(2.94)	(15.69)
d. Expenses recognised in the Statement of Profit and Loss of the Trust during the year				
Current service cost	770.87	736.16	86.54	87.39
Past service cost				
Interest cost	1438.55	2087.76	129.39	189.21
Expected return on investment	(1493.55)	(2056.09)	(133.41)	(178.87)
Net actuarial (gain) / loss recognised during the year	476.00	176.97	16.77	(51.08)
Total Expenses	1191.87	944.8	99.29	46.65

NOTES FORMING PART OF THE CONSOLIDATED FINANCIAL STATEMENTS

46. Contingent Liabilities and Commitments (to the extent not provided for):

Contingent Liabilities

₹ In Lakh

Particulars	As at 31.03.2021	As at 31.03.2020
Claims against the company not acknowledged as debts in respect of:		
Central Excise Act, 1944	12,583.5	12,218.75
Service Tax (Finance Act, 1994)	334.52	421.85
Sales Tax / Value Added Tax/ Entry tax	16,113.47	15,342.46
Income Tax Act, 1961	4.26	4.26
ESI Act	127.83	127.83
Suppliers and contractors	25,167.15	24,130.03
Payment of Bonus Act, 1965	33.59	33.59
Others	1,206.26	1,215.48

47. Sales Tax/ Value Added Tax / Entry Tax includes ₹ 15,779.52 lakh (including interest up to 31.03.2021) (previous year ₹ 14,944.17 lakh) towards differential tax demand in respect of the year 2011-12 on the disputed turnover. Against this order, Company obtained stay from Hon' High Court of Kerala.

48. The contract for the barge transportation of Ammonia awarded to a private company has been cancelled void ab initio during 2004-05 by the Company. The Contractor claimed ₹ 1,78,489.75 lakh including interest till 31.03.2013 before the arbitrator. The arbitrator has passed an award during the year 2013-14 in favour of the contractor for ₹ 17,308.04 lakh including interest as on 31.12.2013. As per the award, the mobilisation advance paid by the Company to the contractor along with interest of ₹ 2,798.29 lakh is to be adjusted against the said award. The Company has not accepted the award on legal and factual grounds and has challenged the award before the Hon' District Court, Ernakulam which has since stayed the award. During the year 2019-20, as per the directive of Hon' District Court, Ernakulam the Company has provided 80.50 acres of land as security for the award. Accordingly, the award amount along with interest up to 31.03.2021, amounting to ₹ 24,681.79 lakh without considering the adjustment of mobilisation advance and interest allowed under the arbitral award is not considered as a liability and included under Contingent Liability.

49. As per the Presidential directive and the agreement entered into between the Company and the trade unions for implementation of the 1997 wage revision, the company is not liable to provide for arrears of salary and wages (net of interim relief paid) for the period from 01.01.1997 to 30.06.2001 and perquisites and other allowances for the period from 20.10.2000 to 30.06.2001, in respect of managerial and non-managerial employees. Certain retired employees of FACT have moved the Hon. High Court of Kerala and obtained a directive dated 31.3.2016, by which the court directed the Company to frame a scheme towards disbursement of the arrears in a phased manner. The company has appealed against the decision. The Board of Directors of the Company at its meeting held on 25-01-2018 decided to refer the matter to Department of Fertilisers, with a request to remove / review the criteria for payment of arrears. The Hon'ble High Court of Kerala vide its order dated 7th February 2019 directed the Secretary to the Ministry of Chemicals and Fertilizers, Department of Fertilizers to take a decision adverting to the request of the Company pursuant to Board resolution dated 25-01-2018 and to issue appropriate order / proceedings permitting the company to honour the commitments under the wage revision order on such terms as it may find fit to impose. The Secretary (Fertilizers), vide Order dated 09.07.2019 communicated his decision stating inability to relax / remove the criteria for payment of arrears. Against the order of the Secretary (Fertilizers), the retired employees has filed a contempt of court case. Thereafter Secretary (Fertilizers) filed Special Leave Petition before the Hon'ble Supreme Court and the same is pending. Since a review / decision on payment of arrears relating to 1997 pay revision is yet to be taken, the amount of liability cannot be ascertained at this stage.

NOTES FORMING PART OF THE CONSOLIDATED FINANCIAL STATEMENTS
50. Contingent Assets

₹ In Lakh

Particulars	As at 31.03.2021	As at 31.03.2020
Amounts estimated to be receivable in respect of:		
Suppliers and Contractors	120.81	120.81
Debtors and customers	5.96	5.96
	126.77	126.77

₹ In Lakh

	As at 31.03.2021	As at 31.03.2020
51. Estimated amount of contracts remaining to be executed on capital account and not provided for.	4,635.80	1,347.08

52. Construction Contracts

Income under services for own units reckoned by the Engineering and Consultancy Division (FEDO) and the Fabrication Division (FEW) is accounted by respective units under revenue expenditure ₹ 921.18 lakh (Previous year ₹ 954.28 lakh), and capital expenditure ₹ 507.66 lakh (Previous year ₹ 430.99 lakh).

In the case of work being carried out by FACT Engineering and Design Organisation (FEDO), for National Institute of Technology (NIT), Nagaland, as an executing agency, on a cost plus basis, as a deposit work, FEDO is eligible for certain percentage of fees of total project cost. As per technical evaluation, 59.47% (previous year 59.47%) of work related to consultancy services by FEDO to NIT, has been completed as on 31.3.2021 and pro-rata credit of ₹ 941.28 lakh (previous year ₹ 942.56 lakh) has been taken, after considering ₹ 343.35 lakh towards work in progress (previous year ₹ 344.45 lakh). The value of construction work done and certified during the year 2020-21 is taken as ₹ 57.57 lakh, (previous year ₹ 654.18 lakh) and equivalent amount has been considered for direct charges on contract.

₹ in lakh

Particulars	As at 31.03.2021	As at 31.03.2020
Contract revenue recognised in the period.	525.05	1,968.50
Advance received against contract in progress.	0.00	0.00
Retention by customers against contract in progress.	94.31	65.01
Aggregate amount of cost incurred and recognised profit (less recognised loss) on contracts in progress upto the reporting date.	2,605.95	3,136.95
Gross amount due from customers for contract work as an asset.	214.01	487.97
Gross amount due to customers for contract work as a liability.	154.30	134.07

53. Disclosure in respect of changes in accounting policies, Changes in Accounting Estimates and Errors.

Due to restatement of previous year financials

During the year certain errors in charging depreciation, recognition of additional compensation against sale of property, plant and equipment, dividend income and interest on undisputed tax were identified. Accordingly, previous year financial statements were restated. The impact of the above in the previous financial statements and at the beginning of the earliest prior period is given below:

₹ In Lakh

SL No	Particulars	Increase in expenses/ decrease in income/ increase in assets/ decrease in liabilities for the F Y 2019-20	Increase in income / decrease in expenses / increase in liabilities/ decrease in assets for the F Y 2019-20	Correction at the beginning of the earliest prior period (April 1, 2019)	
				Increase in assets / decrease in liability	Increase in liability/ decrease in Assets
1	Depreciation and amortization	8.31			
2	Other equity			46.90	
3	Current tax asset			30.00	
4	Property, plant and equipment		8.31		96.37
5	Other financial assets			88.88	
6	Interest expenses	5.78			
7	Other income		11.85		
9	Capital work-in progress		3.75		
10	Trade payable	15.62			
11	Other Financial liabilities		5.78		69.41
	Total	29.69	29.69	165.78	165.78

NOTES FORMING PART OF THE CONSOLIDATED FINANCIAL STATEMENTS

54. INFORMATION PURSUANT TO THE PROVISIONS OF PARAGRAPH 5 (viii) OF GENERAL INSTRUCTIONS FOR STATEMENT OF PROFIT AND LOSS OF SCHEDULE III TO THE COMPANIES ACT, 2013 FOR THE YEAR ENDED 31.03.2021

1. Value of imported and indigenous raw materials and spare parts consumed and percentage thereof to total consumption.

₹ In Lakh

	Current year	Percentage	Previous year	Percentage
Spare Parts, Components & Chemicals Imported	245.07	6.78%	51.94	1.87%
Indigenous	3371.61	93.22%	2726.83	98.13%
	3616.68		2778.77	

₹ In Lakh

2. CIF Value of Imports	Current year	Previous year
(i) Raw Materials	88392.65	88526.59
(ii) Traded Products	26920.68	5812.33
(iii) Spares and other materials	449.10	83.33
(iv) Capital Goods	128.59	0.00
	115891.02	94422.25

3 Expenditure in foreign currency (Cash Basis)

₹ In Lakh

(i) Consultancy service	0.00	0.00
(ii) Others	57.37	55.74
	57.37	55.74

NOTES FORMING PART OF THE CONSOLIDATED FINANCIAL STATEMENTS

₹ in lakh

55. COST OF MATERIALS CONSUMED

SI No.	Particulars	2020-21				2019-20			
		Opening Stock	Purchases	Closing Stock	Consumption	Opening Stock	Purchases	Closing Stock	Consumption
1	Regassified Liquid Natural Gas	0.00	34,308.90	1.99	34,306.91	0.00	45,044.55	0.00	45,044.55
2	Sulphur - Imported	1,044.39	6,805.40	801.37	7,048.42	2,501.81	3,366.69	1,044.39	4,824.11
3	Sulphur	453.09	5,876.76	1,333.36	4,996.49	770.64	7,168.11	453.09	7,485.66
4	Rock Phosphate-Imported	1,504.56	12,804.73	344.97	13,964.32	2,770.39	10,943.49	1,504.56	12,209.32
5	Phosphoric Acid-Imported	4,087.19	61,815.96	4,025.76	61,877.39	4,410.97	67,398.17	4,087.19	67,721.95
6	Ammonia - Imported	1,928.66	9,392.45	1,933.37	9,387.74	1,607.38	8,933.03	1,928.66	8,611.75
7	Benzene - Imported	10.24	0.00	10.24	0.00	10.24	0.00	10.24	0.00
8	Benzene	125.07	0.00	123.89	1.18	177.53	0.00	125.07	52.46
9	Caustic Soda *	20.45	0.00	7.86	0.00	29.92	18.56	20.45	28.03
12	Rock Phosphate-18% for mixing	27.35	0.00	27.35	0.00	27.35	0.00	27.35	0.00
13	Sulphuric Acid**	8.79	919.51	88.41	832.71	8.79	0.00	8.79	0.00
14	Sulphuric Acid-Imported	270.41	2,579.20	3.22	2,846.39	502.39	3,204.23	270.41	3,436.21
	TOTAL	9,480.20	1,34,502.91	8,701.79	1,35,261.55	12,315.02	1,46,076.83	9,480.20	1,49,414.03

* Caustic soda consumption of ₹ 12.59 lakhs (previous year-Nil) is treated as chemical consumption

** Closing stock after adjustments for sale ₹ 7.18 lakhs (Previous Year Nil)

NOTES FORMING PART OF THE CONSOLIDATED FINANCIAL STATEMENTS

- 56.** The Company has a system of obtaining confirmation of balances from Vendors and Customers. Some of the parties confirmed the balances.
- 57.** The Company has earned profit continuously from the financial year 2018-19 and consequently the network of the Company has improved considerably. The Company has achieved excellent production, marketing and financial performance during the last two years and the same trend is expected in the financial year 2021-22 also. Financial restructuring packages submitted by the company requesting approval for waiver of Govt of India interest and restructuring Govt of India loan is under the consideration of the Govt of India and the Company expects a favourable decision on the proposal. Once the financial restructuring is approved, the network of the company would become positive. Accordingly the accounts of the company are prepared on going concern basis
- 58.** Spread of COVID 19 has affected the economic activity across the Globe, including India. However, the Government classified the Fertilizers business of the company as an “Essential Commodity” and granted certain relaxations and guidelines so that production and distribution of the same will not be affected. The Company operated its plants during the year following the covid protocol and guidelines issued by the Government. Thus, the impact of Covid-19 on the Company for the year is minimal. The Company has considered the possible effects that may result from the pandemic on the carrying amounts of receivables, inventories and other financial assets, considering the available internal and external information up to the date of approval of these financial statements. Based on the nature of these assets, the company expects to recover the carrying amount of these assets as on March 31, 2021.
- 59.** The standalone financial statements were authorized for issue in accordance with a resolution passed by the Board of Directors on 18.06.2021
- 60.** The financial statements as approved by the Board of Directors are subject to audit by Comptroller and Auditor General of India and final approval by the Shareholders.
- 61.** The figures of the previous year have been re-arranged and regrouped wherever necessary and / or practicable to make them comparable with those of the current year.

In terms of our Report Attached

For K. Venkatachalam Aiyer and Co

Chartered Accountants

Firm Registration No. 004610S

For and on behalf of the Board of Directors

Sd/-

P.S Harikrishnan

Partner

Membership No.207560

Sd/-

S Sakthimani

Director (Finance) & Chief Financial Officer

DIN 07482308

Sd/-

Kishor Rungta

Chairman & Managing Director

DIN 00231106

Place: Kochi

Date: 18.06.2021

Sd/-

K V Balakrishnan Nair

Company Secretary & Executive Director (Finance)

Note : C & AG Comments on the Consolidated Financial Statements will be submitted separately.



Shri Kishor Rungta Chairman Managing Director, FACT, paying tribute to Shri M K K Nayar, by garlanding his statue at Udyogamandal, on the occasion of his 33rd Death Anniversary on September 27, 2020.



Shri Kishor Rungta, Chairman and Managing Director, FACT, planting a sapling at the premises of FACT Udyogamandal Complex in connection with the observance of World Environment Day.



FACT

**प्रगति के पथप्रदर्शक
PIONEERS IN PROGRESS**

दि फर्टिलाइज़र्स एण्ड केमिकल्स ट्रावनकोर लिमिटेड
(भारत सरकार का उद्यम)

पंजीकृत कार्यालय: एलूर, उद्योगमंडल-683 501 कोच्ची, केरल, भारत. वेबसाइट : www.fact.co.in
सी आई एन : L24129KL1943GO1000371

THE FERTILISERS AND CHEMICALS TRAVANCORE LIMITED
(A Government of India Enterprise)

Regd. Office: Eloor, Udyogamandal - 683 501, Kochi, Kerala, India
Website: www.fact.co.in, CIN: L24129KL1943GO1000371

Delhi Office

FACT House, B-67, East of Kailash, New Delhi - 110 065, Email: factdelhi@factltd.com

Mumbai Office

Regional Office, FACT, 11 Meherabad, Bhulabai Desai Road, Mumbai - 400 036
Email: factmumbai@factltd.com

State Offices

Bengaluru, Chennai, Hyderabad, Thiruvananthapuram & Udyogamandal-Kochi

BIO FERTILIZERS

CHEMICAL FERTILIZERS

ORGANIC MANURES